



US00D572324S

(12) **United States Design Patent**
Chen et al.

(10) **Patent No.:** **US D572,324 S**

(45) **Date of Patent:** **** Jul. 1, 2008**

(54) **SOLE FOR GOLF CLUB HEAD**

(75) Inventors: **Xiaojian Chen**, Phoenix, AZ (US);
Anthony D. Serrano, Anthem, AZ (US)

(73) Assignee: **Karsten Manufacturing Corporation**,
Phoenix, AZ (US)

(**) Term: **14 Years**

(21) Appl. No.: **29/280,179**

(22) Filed: **May 18, 2007**

Related U.S. Application Data

(63) Continuation-in-part of application No. 29/266,936,
filed on Sep. 29, 2006, now Pat. No. Des. 557,362, and
a continuation-in-part of application No. 29/277,177,
filed on Feb. 16, 2007, now Pat. No. Des. 564,054, and
a continuation-in-part of application No. 29/277,182,
filed on Feb. 16, 2007, now Pat. No. Des. 563,498.

(51) **LOC (8) Cl.** **21-02**

(52) **U.S. Cl.** **D21/733**

(58) **Field of Classification Search** D21/733,
D21/752, 759; 473/324-331, 343-346

See application file for complete search history.

(56) **References Cited**

U.S. PATENT DOCUMENTS

D537,496 S * 2/2007 Serrano et al. D21/752

D539,371 S * 3/2007 Chen et al. D21/752
D557,362 S * 12/2007 Serrano et al. D21/752
2006/0052181 A1 * 3/2006 Serrano et al. 473/345

OTHER PUBLICATIONS

Anthony D. Serrano, et al., "Golf Driver Head," U.S. Appl. No.
29/266,936, filed Sep. 29, 2006.

Marty R. Jertson, et al., "Golf Hybrid Head," U.S. Appl. No.
29/277,182, filed Feb. 16, 2007.

Marty R. Jertson, et al., "Golf Hybrid Head," U.S. Appl. No.
29/277,177, filed Feb. 16, 2007.

* cited by examiner

Primary Examiner—Mitchell I Siegel

(57) **CLAIM**

The ornamental design for a sole for a golf club head, as
shown and described.

DESCRIPTION

FIG. 1 is a bottom perspective view of a sole for a golf driver
head;

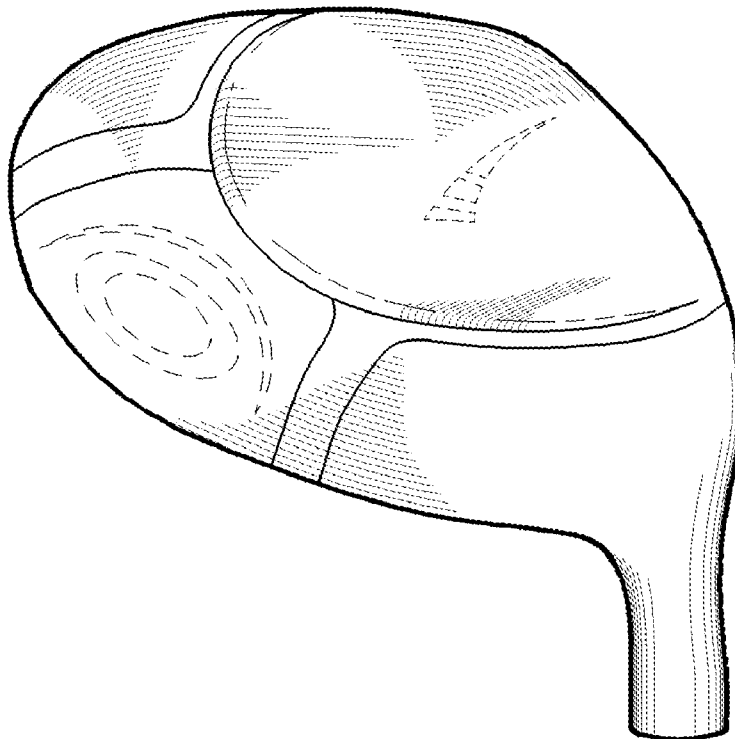
FIG. 2 is a bottom view of the sole of FIG. 1;

FIG. 3 is a bottom perspective view of a sole for a golf fairway
wood head; and,

FIG. 4 is a bottom view of the sole of FIG. 3.

The broken lines shown in the above figure(s) are for illustrative
purposes only and form no part of the claimed design,

1 Claim, 2 Drawing Sheets



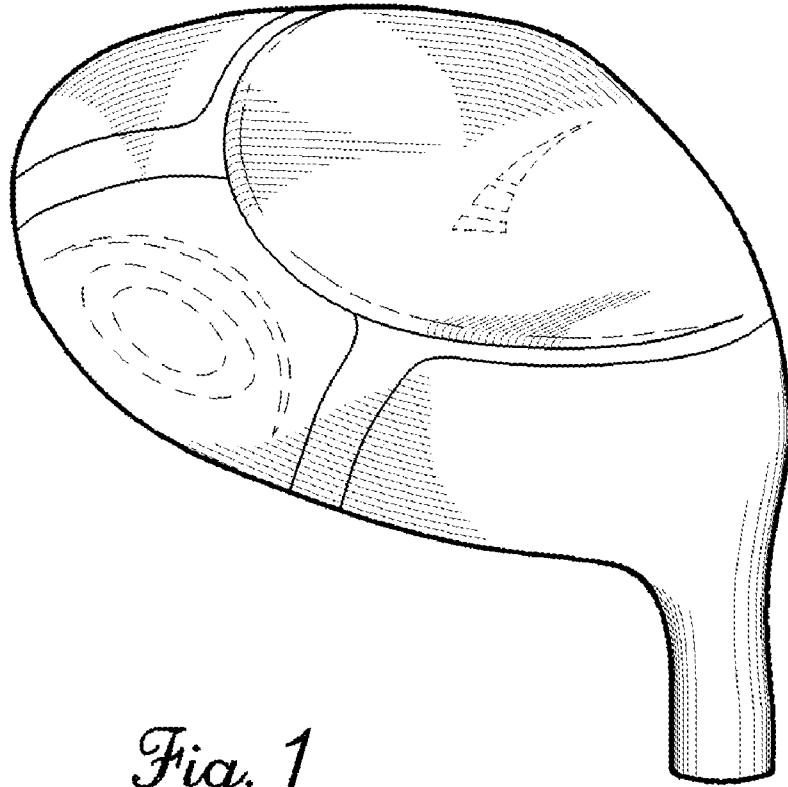


Fig. 1

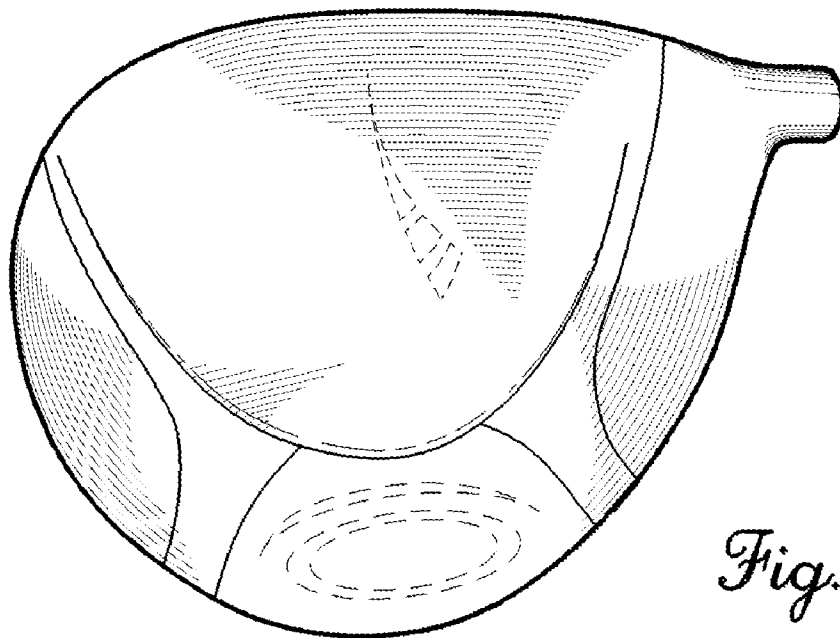


Fig. 2

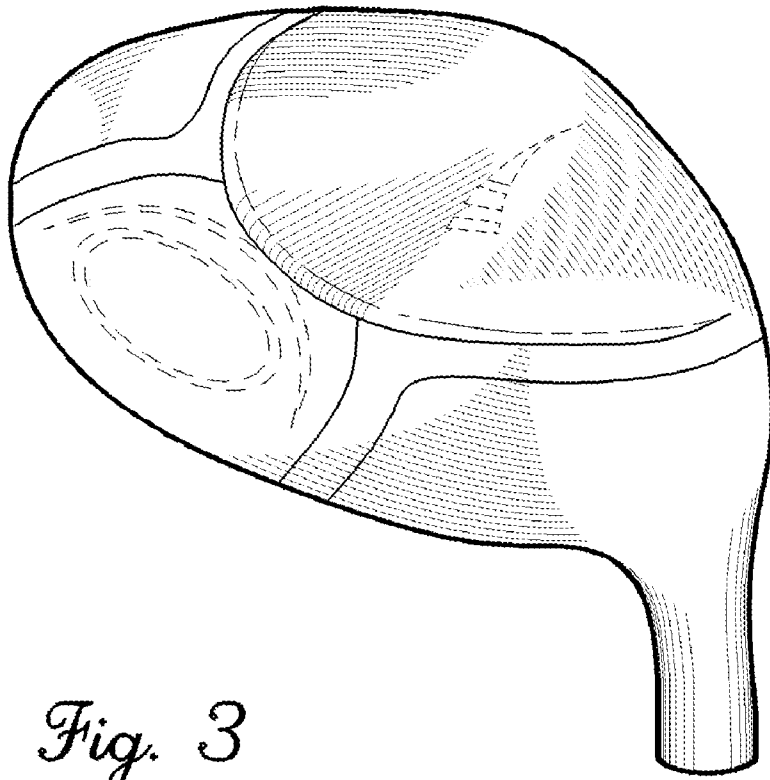


Fig. 3

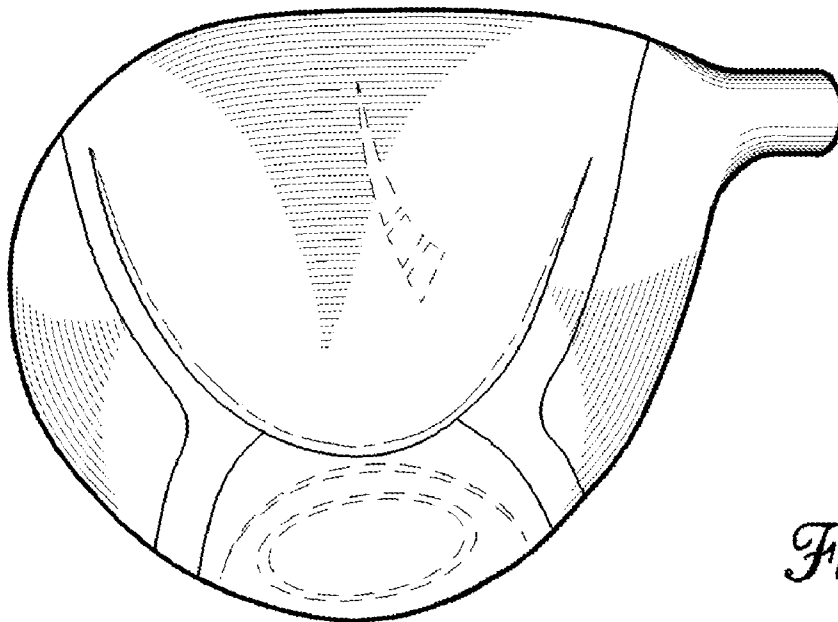


Fig. 4