



US00D946713S

(12) **United States Design Patent**  
**Stoler et al.**

(10) **Patent No.:** **US D946,713 S**

(45) **Date of Patent:** **\*\* Mar. 22, 2022**

(54) **FAUCET BODY**

D923,147 S \* 6/2021 Zhen ..... D23/238  
D924,362 S \* 7/2021 Zhu ..... D23/238  
D924,363 S \* 7/2021 Zhu ..... D23/238

(71) Applicant: **DELTA FAUCET COMPANY,**  
Indianapolis, IN (US)

**FOREIGN PATENT DOCUMENTS**

(72) Inventors: **Benjamin David Stoler,** Carmel, IN  
(US); **Jordan Bahler,** Frankfort, IN  
(US)

CN 304500221 \* 8/2017

**OTHER PUBLICATIONS**

(73) Assignee: **DELTA FAUCET COMPANY,**  
Indianapolis, IN (US)

Moen Brantford Motionsense Wave Touchless One-Handle Pulldown Kitchen Faucet, announced Dec. 1, 2018[online], [site visited Jul. 28, 2021]. Available from internet, URL:<<https://www.amazon.com/Moen-Brantford-Motionsense-One-Handle-7185EWC/dp/B07MHJX584>> (Year: 2018).\*

(\*\*) Term: **15 Years**

\* cited by examiner

(21) Appl. No.: **29/723,481**

(22) Filed: **Feb. 7, 2020**

*Primary Examiner* — Barbara Fox  
*Assistant Examiner* — Jamaal Rasheed  
(74) *Attorney, Agent, or Firm* — Nirav D. Parikh; Edgar A. Zarins

(51) **LOC (13) Cl.** ..... **23-01**

(52) **U.S. Cl.**  
USPC ..... **D23/238**

(58) **Field of Classification Search**  
USPC ..... D23/238–243, 249, 255, 257  
CPC .... E03C 1/0401; E03C 1/0402; E03C 1/0404;  
E03C 1/0405; E03C 1/0412  
See application file for complete search history.

(57) **CLAIM**  
The ornamental design for a faucet body, as shown and described.

**DESCRIPTION**

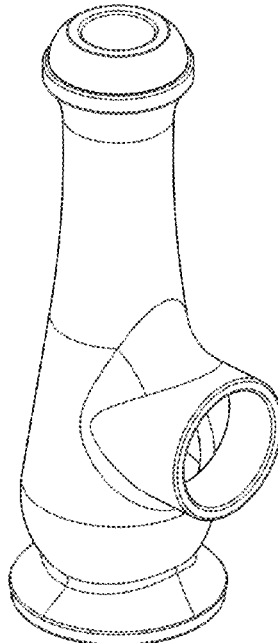
(56) **References Cited**

**U.S. PATENT DOCUMENTS**

D761,392 S *	7/2016	Hanna .....	D23/255
10,234,049 B1 *	3/2019	He .....	E03C 1/0403
D870,853 S *	12/2019	Garland .....	D23/238
D871,558 S *	12/2019	Eads .....	D23/257
D873,385 S *	1/2020	Tentler .....	D23/257
D876,588 S *	2/2020	Garland .....	D23/238
D877,297 S *	3/2020	Tentler .....	D23/238
D883,434 S *	5/2020	Lu .....	D23/238
D883,435 S *	5/2020	Lu .....	D23/238
D914,155 S *	3/2021	Zhu .....	D23/249

FIG. 1 is a front perspective view of a faucet body showing our new design;  
FIG. 2 is a rear perspective view thereof;  
FIG. 3 is a front elevational view thereof;  
FIG. 4 is a left side view thereof;  
FIG. 5 is a rear view thereof;  
FIG. 6 is a right side view thereof;  
FIG. 7 is a top plan view thereof; and,  
FIG. 8 is a bottom view thereof.

**1 Claim, 4 Drawing Sheets**



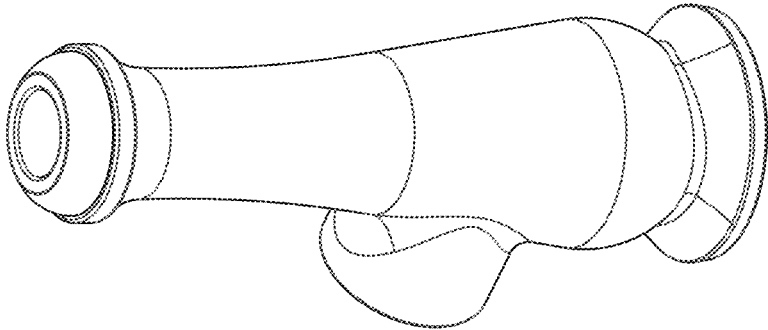


FIG - 2

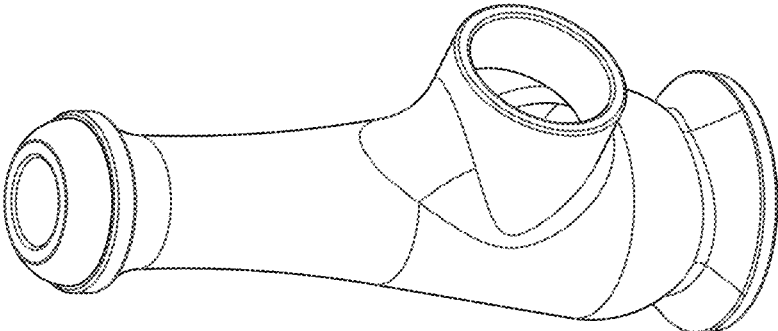


FIG - 1

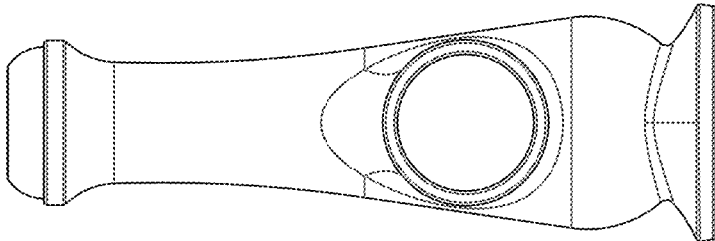


FIG - 4

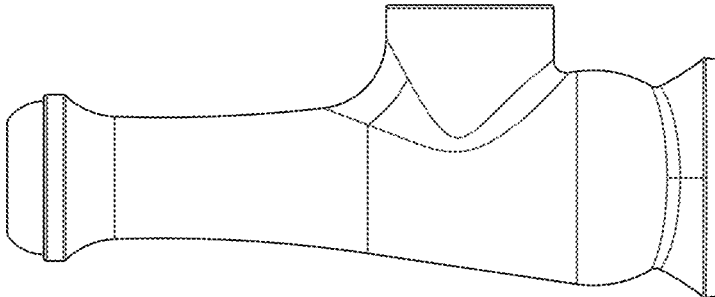


FIG - 3

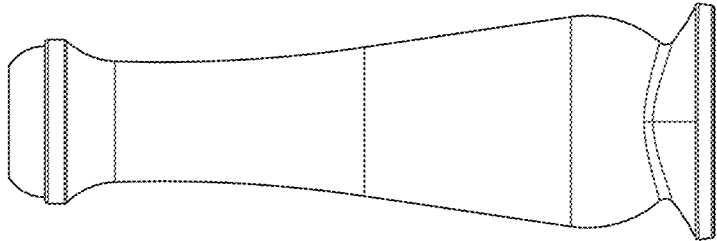


FIG - 6

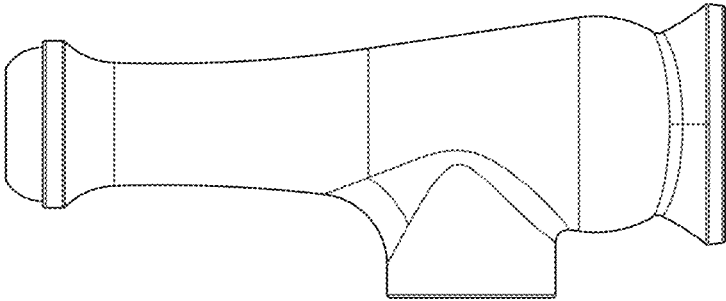


FIG - 5

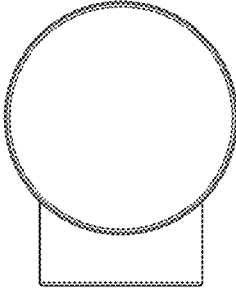


FIG - 8

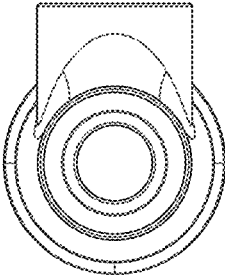


FIG - 7