



US00D394665S

United States Patent [19]

Akabane et al.

[11] Patent Number: Des. 394,665

[45] Date of Patent: **May 26, 1998

[54] BINOCULARS

[75] Inventors: Jun Akabane, Yokohama; Masaaki Yanagisawa, Chigasaki, both of Japan

[73] Assignee: Nikon Corporation, Tokyo, Japan

[**] Term: 14 Years

[21] Appl. No.: 70,649

[22] Filed: May 13, 1997

[30] Foreign Application Priority Data

Dec. 24, 1996 [JP] Japan 8-38921

[51] LOC (6) CL 16-06

[52] U.S. CL D16/133

[58] Field of Search D16/130, 131, D16/132, 133, 134, 135, 136; 359/407, 408, 409, 415, 416, 417, 418, 419, 420

[56] References Cited

U.S. PATENT DOCUMENTS

- D. 223,298 4/1972 Senda et al. D16/133
- D. 240,458 7/1976 Takahashi D16/133
- D. 298,261 10/1988 Ogasawara D16/133
- D. 299,724 2/1989 Aoki D16/133

- D. 311,748 10/1990 Kwon D16/133
- D. 361,777 8/1995 Arabane et al. D16/133
- D. 367,662 3/1996 Chan D16/132 X
- 3,312,518 4/1967 Bushnell 359/407
- 4,171,865 10/1979 Kamakura 359/414

OTHER PUBLICATIONS

W. Bell & Co. 1984 (top right) p. 279, 1984.

Primary Examiner—Paula A. Mortimer
Attorney, Agent, or Firm—Oliff & Berridge, PLC

[57] CLAIM

The ornamental design for binoculars, as shown.

DESCRIPTION

FIG. 1 is a front elevational view of binoculars showing our new design;
 FIG. 2 is a rear elevational view thereof;
 FIG. 3 is a top plan view thereof;
 FIG. 4 is a bottom plan view thereof;
 FIG. 5 is a left side elevational view thereof;
 FIG. 6 is a right side elevational view thereof;
 FIG. 7 is a front perspective view thereof; and,
 FIG. 8 is a front perspective view of the binoculars in a collapsed position.

1 Claim, 4 Drawing Sheets




FIG. 1




FIG. 2



FIG. 3




FIG. 4




FIG. 5




FIG. 6



FIG. 7




FIG. 8

