



US00D466160S

(12) **United States Design Patent**  
**Hirato et al.**

(10) **Patent No.:** **US D466,160 S**

(45) **Date of Patent:** **\*\* Nov. 26, 2002**

(54) **GAME MACHINE**

(75) Inventors: **Jun Hirato**, Tokyo (JP); **Hiroyuki Nagano**, Tokyo (JP); **Yu Suzuki**, Tokyo (JP); **Kouichi Iimura**, Tokyo (JP)

(73) Assignee: **Aruze Corporation**, Tokyo (JP)

(\*\*) Term: **14 Years**

(21) Appl. No.: **29/154,098**

(22) Filed: **Jan. 18, 2002**

(51) **LOC (7) Cl.** ..... **21-01**

(52) **U.S. Cl.** ..... **D21/325**

(58) **Field of Search** ..... D21/324-333,  
D21/369, 370, 385; 463/1, 9, 14, 15, 30-35,  
46-50; 273/148 B, 237, 239, 259

(56) **References Cited**

**U.S. PATENT DOCUMENTS**

4,440,457 A \* 4/1984 Fogelman ..... 463/46  
4,643,421 A \* 2/1987 Meyer et al. .... 463/1  
4,710,873 A \* 12/1987 Breslow et al. .... 463/31

5,413,357 A \* 5/1995 Schulze et al. .... 463/46  
D419,606 S \* 1/2000 Toriyama ..... D21/325  
D424,122 S \* 5/2000 Dickenson et al. .... D21/325  
D435,271 S \* 12/2000 Muraki et al. .... D21/325  
D446,252 S \* 8/2001 Yamaguchi ..... D21/325  
D451,968 S \* 12/2001 Sano ..... D21/325

\* cited by examiner

*Primary Examiner*—Prabhakar Deshmukh

(74) *Attorney, Agent, or Firm*—Kanesaka & Takeuchi

(57) **CLAIM**

The ornamental design for a game machine, as shown and described.

**DESCRIPTION**

FIG. 1 is a top plan view of a game machine showing our new design;

FIG. 2 is a front view thereof;

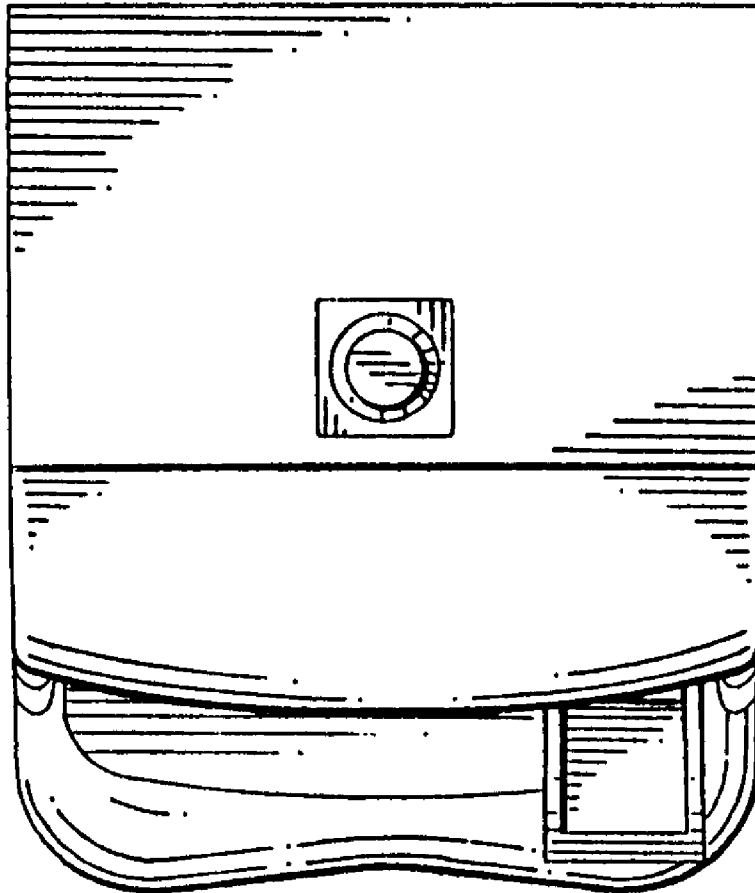
FIG. 3 is a right side view thereof;

FIG. 4 is a rear view thereof;

FIG. 5 is a left side view thereof; and,

FIG. 6 is a bottom plan view thereof.

**1 Claim, 2 Drawing Sheets**



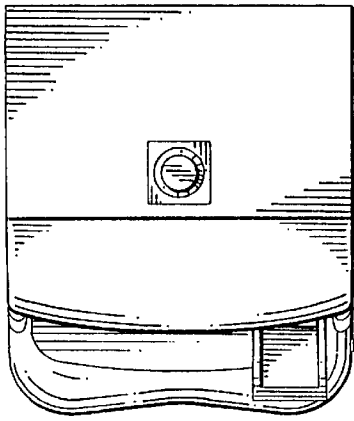


FIG. 1

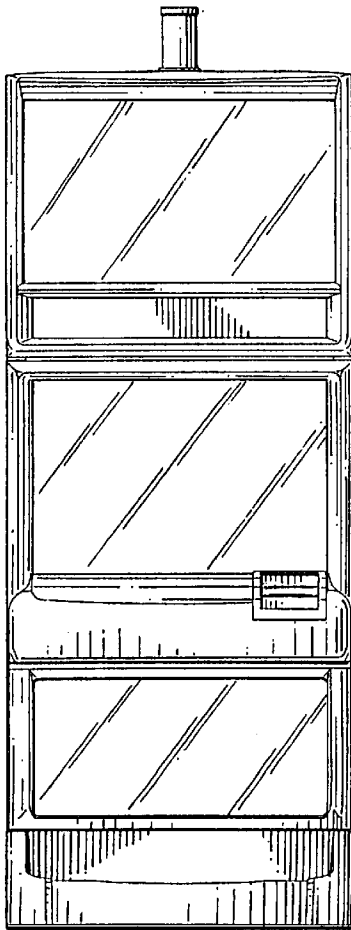


FIG. 2

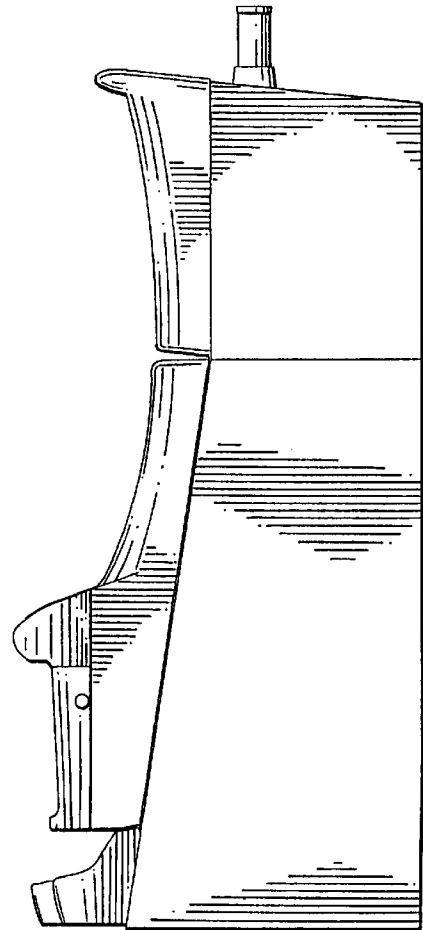


FIG. 3

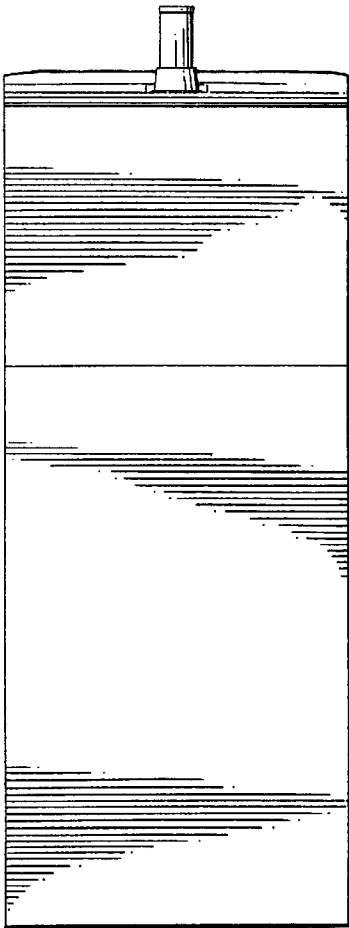


FIG. 4

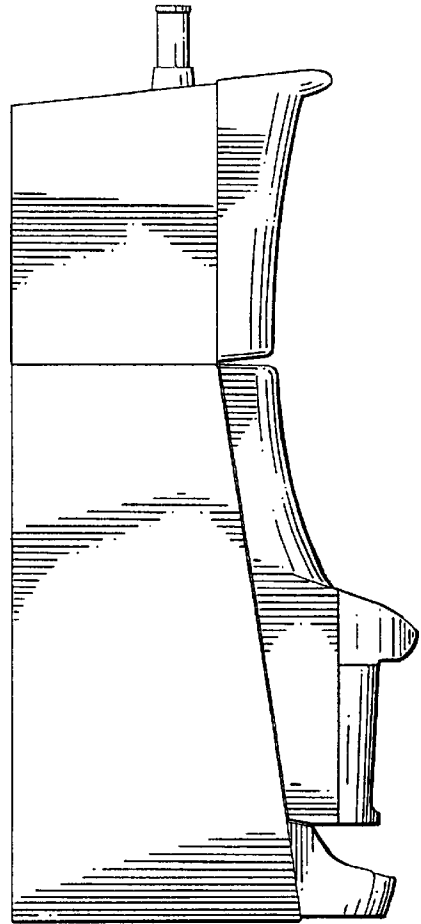


FIG. 5

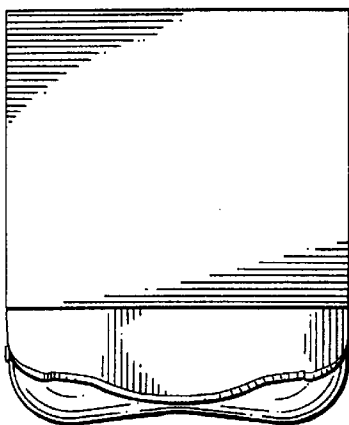


FIG. 6