



US00D357920S

United States Patent [19]

[11] Patent Number: **Des. 357,920**

Davis

[45] Date of Patent: **** May 2, 1995**

[54] REMOTE CONTROL UNIT

[75] Inventor: **John V. C. Davis**, Santa Ana, Calif.

[73] Assignee: **Pacific Media Data, Inc.**, Costa Mesa, Calif.

[**] Term: **14 Years**

[21] Appl. No.: **12,976**

[22] Filed: **Sep. 15, 1993**

[52] U.S. Cl. **D14/218**

[58] Field of Search D14/218, 124, 217, 299, D14/100; D13/168; D18/6-7, 11; D10/106, 104; 455/151.1, 352-355; 348/734

[56] References Cited

U.S. PATENT DOCUMENTS

- D. 262,140 12/1981 Yamagami et al. D18/11 X
- D. 307,432 4/1990 Usami et al. D14/218
- D. 331,760 12/1992 Renk, Jr. D14/218
- 5,187,469 2/1993 Evans et al. 348/734 X

OTHER PUBLICATIONS

Crutchfield, Winter/Spring 1992, p. 119, (Sony Wireless Remote).

Crutchfield, Winter/Spring 1992, p. 87, (Kenwood Remote Control).

Primary Examiner—Theodore M. Shooman

Assistant Examiner—Cheri Cohen

Attorney, Agent, or Firm—Burns, Doane, Swecker & Mathis

[57] CLAIM

The ornamental design for a remote control unit, as shown and described.

DESCRIPTION

FIG. 1 is a perspective view of a remote control unit, showing my new design;

FIG. 2 is a front elevation view thereof;


FIG. 3 is a right side elevational view thereof;

FIG. 4 is a rear elevational view thereof;

FIG. 5 is a left side elevational view thereof;

FIG. 6 is a top plan view thereof; and,

FIG. 7 is a bottom plan view thereof.



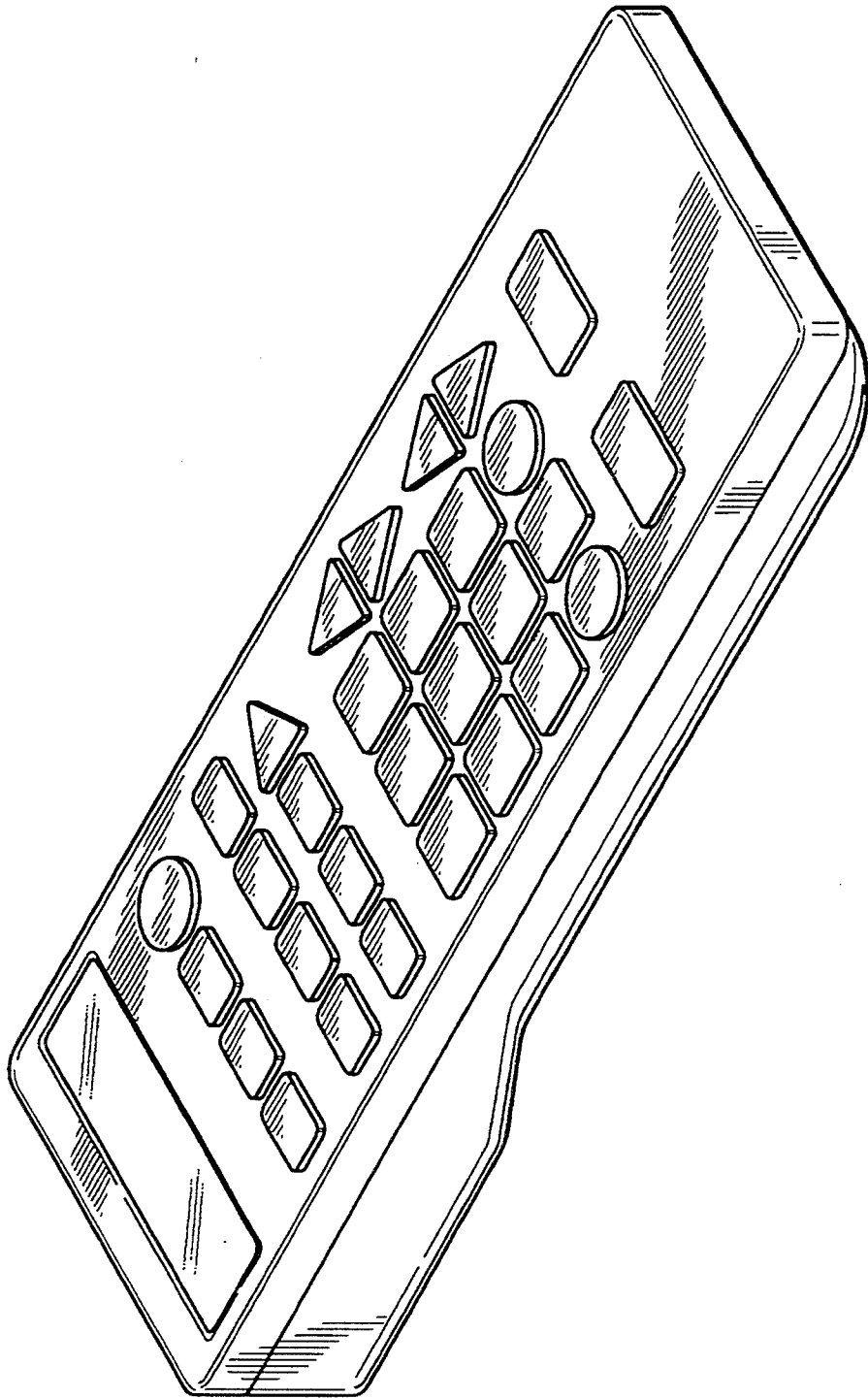


FIG.-1

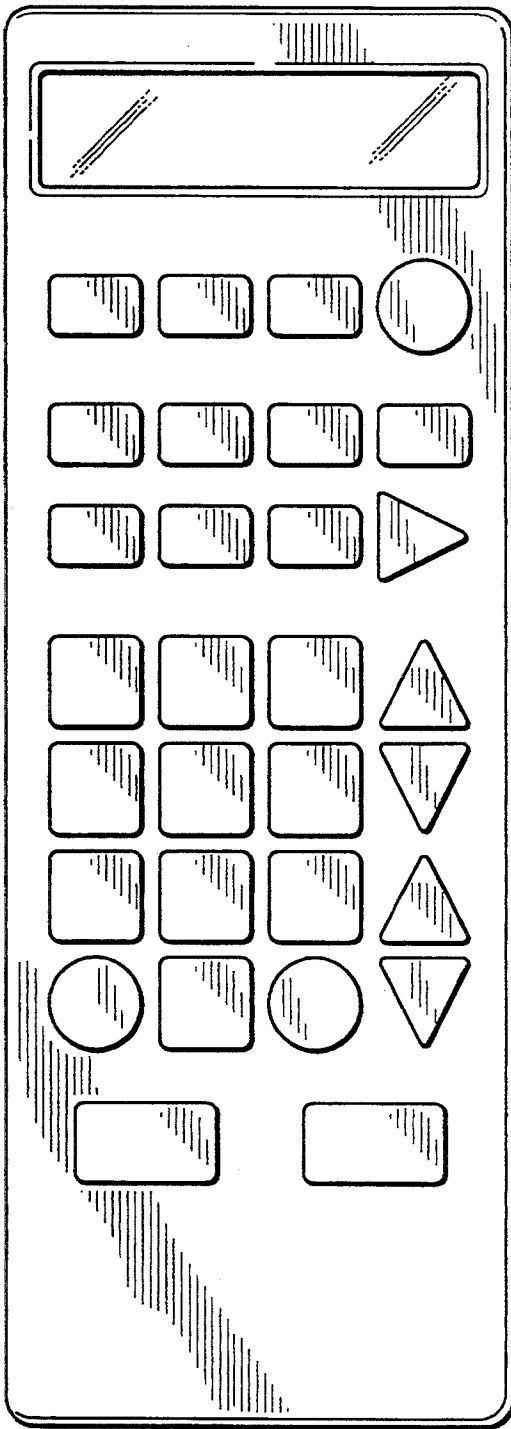


FIG._2

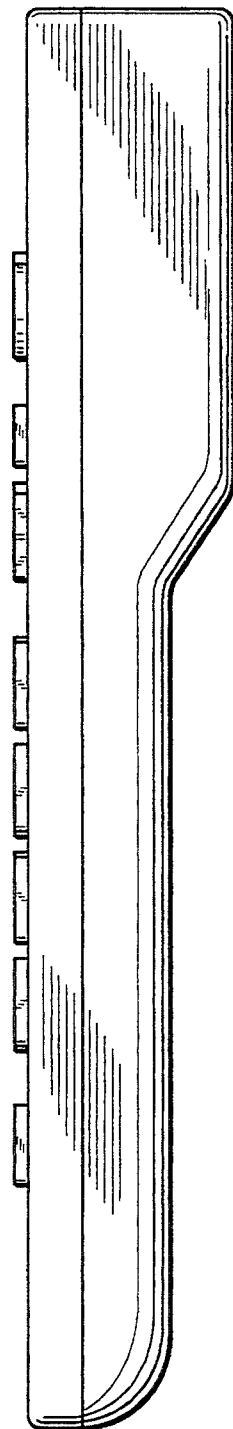


FIG._3

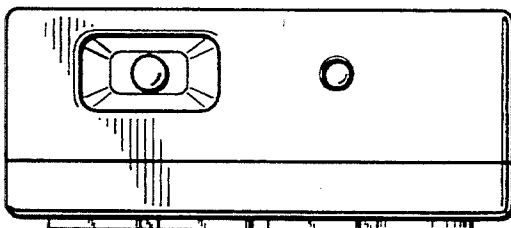


FIG._6

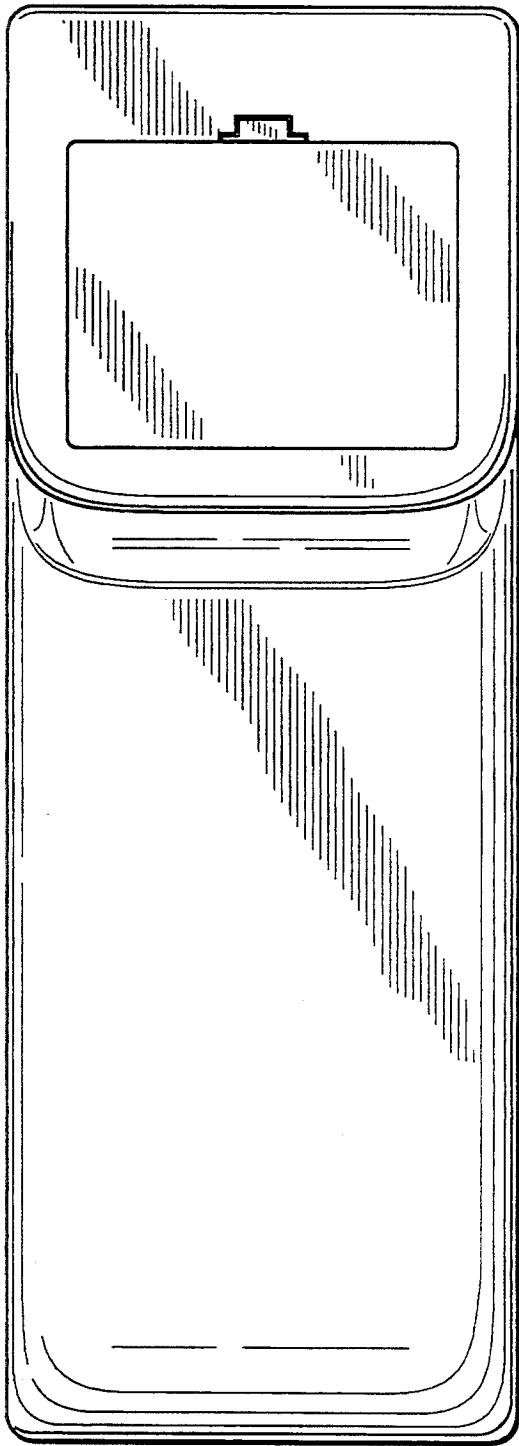


FIG._4

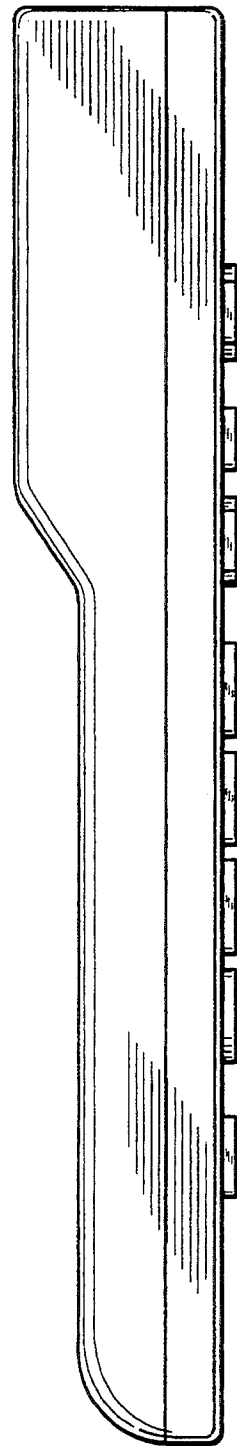


FIG._5

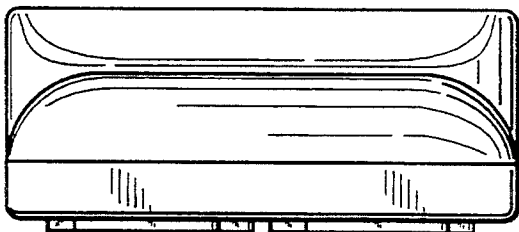


FIG._7