

(19) World Intellectual Property Organization
International Bureau



(43) International Publication Date
12 June 2008 (12.06.2008)

PCT

(10) International Publication Number
WO 2008/068654 A1

(51) International Patent Classification:
C11D 17/04 (2006.01) *D21H 21/18* (2006.01)

54956 (US). **TIMM, Jeffrey, J.** [US/US]; N8704 County Highway M, Menasha, Wisconsin 54952 (US). **CLOUGH, Perry, H.** [US/US]; 750 Elm Street, Neenah, Wisconsin 54956 (US). **REKOSKE, Michael, J.** [US/US]; 3227 N. Country Run Drive, Appleton, Wisconsin 54914 (US).

(21) International Application Number:
PCT/IB2007/054405

(22) International Filing Date: 30 October 2007 (30.10.2007)

(74) Agent: **CASSIDY, Timothy, A.**; Dority & Manning, P.a. P O Box 1449, Greenville, South Carolina 29602-1449, (US).

(25) Filing Language: English

(26) Publication Language: English

(30) Priority Data:
11/635,385 7 December 2006 (07.12.2006) US
11/818,529 14 June 2007 (14.06.2007) US

(81) Designated States (unless otherwise indicated, for every kind of national protection available): AE, AG, AL, AM, AT, AU, AZ, BA, BB, BG, BH, BR, BW, BY, BZ, CA, CH, CN, CO, CR, CU, CZ, DE, DK, DM, DO, DZ, EC, EE, EG, ES, FI, GB, GD, GE, GH, GM, GT, HN, HR, HU, ID, IL, IN, IS, JP, KE, KG, KM, KN, KP, KR, KZ, LA, LC, LK, LR, LS, LT, LU, LY, MA, MD, ME, MG, MK, MN, MW, MX, MY, MZ, NA, NG, NI, NO, NZ, OM, PG, PH, PL, PT, RO, RS, RU, SC, SD, SE, SG, SK, SL, SM, SV, SY, TJ, TM, TN, TR, TT, TZ, UA, UG, US, UZ, VC, VN, ZA, ZM, ZW.

(71) Applicant (for all designated States except US): **KIMBERLY-CLARK WORLDWIDE, INC.** [US/US]; 401 North Lake Street, Neenah, Wisconsin 54956 (US).

(72) Inventors; and

(75) Inventors/Applicants (for US only): **DYER, Thomas, Joseph** [US/US]; 1387 South Park Avenue, Neenah, Wisconsin 54956 (US). **LOSTOCCO, Michael, R.** [US/US]; 93 Bellevue Place, Appleton, Wisconsin 54913 (US). **NICKEL, Deborah, Joy** [US/US]; 1108 West Ridgeview Drive, Appleton, Wisconsin 54914 (US). **RUNGE, Troy, M.** [US/US]; 620 Reed Street, Neenah, Wisconsin 54956 (US). **ZWICK, Kenneth, John** [US/US]; 730 Congress Place, Neenah, Wisconsin 54956 (US). **GOULET, Mike, T.** [US/US]; W7454 Ridgeside Drive, Neenah, Wisconsin

(84) Designated States (unless otherwise indicated, for every kind of regional protection available): ARIPO (BW, GH, GM, KE, LS, MW, MZ, NA, SD, SL, SZ, TZ, UG, ZM, ZW), Eurasian (AM, AZ, BY, KG, KZ, MD, RU, TJ, TM), European (AT, BE, BG, CH, CY, CZ, DE, DK, EE, ES, FI, FR, GB, GR, HU, IE, IS, IT, LT, LU, LV, MC, MT, NL, PL, PT, RO, SE, SI, SK, TR), OAPI (BF, BJ, CF, CG, CI, CM, GA, GN, GQ, GW, ML, MR, NE, SN, TD, TG).

Published:
— with international search report

(54) Title: WIPING PRODUCTS HAVING ENHANCED CLEANING ABILITIES

(57) Abstract: Wiping products are disclosed containing an additive composition that enhances the cleaning properties of the product. The additive composition, for instance, comprises an aqueous dispersion containing an alpha-olefin polymer, an ethylene-carboxylic acid copolymer, or mixtures thereof. The alpha-olefin polymer may comprise an interpolymer of ethylene and octene, while the ethylene-carboxylic acid copolymer may comprise ethylene-acrylic acid copolymer. The additive composition may also contain a dispersing agent, such as a fatty acid.



WO 2008/068654 A1

WIPING PRODUCTS HAVING ENHANCED CLEANING ABILITIES

RELATED APPLICATIONS

The present application claims priority to and is a continuation-in-part
5 application of United States Serial No. 11/303,002 filed on December 15, 2005,
United States Serial No. 11/304,490 filed on December 15, 2005, United States
Serial No. 11/303,036 filed on December 15, 2005, United States Serial No.
11/304,998 filed on December 15, 2005, United States Serial No. 11/304,063 filed
on December 15, 2005 and United States Serial No. 11/635,385 filed on
10 December 7, 2006.

BACKGROUND

Wiping products such as paper towels, facial tissues, bath tissues and other
similar products are designed to include several important properties. For
example, the products should have good bulk, a soft feel and should be highly
15 absorbent. The products should also have sufficient strength for the intended
application and resist tearing, even while wet.

Many wiping products, however, do not effectively clean, pick up or hold
non-aqueous materials and substances from the top of dry surfaces. Instead,
some wiping products only slide over or push around dirt and particles on surfaces
20 and need to be moistened or wetted with a cleaning solution before having the
ability to effectively pick up and/or hold unmoistened or non-aqueous materials and
particles. In addition, many disposable wiping products such as paper towels and
facial tissues have a tendency to generate lint on the surfaces after use.

In view of the above, a need exists for wiping products that have enhanced
25 ability to hold and retain dirt particles.

SUMMARY

In general, the present disclosure is directed to wet and dry wiping products
having improved properties due to the presence of an additive composition. The
wiping product may comprise, for instance, a bath tissue, a facial tissue, a paper
30 towel, an industrial wiper, a premoistened wiper and the like including other
nonwoven, woven or knitted wiping products. The product may contain one ply or
may contain multiple plies. In accordance with the present disclosure, the additive
composition can be incorporated into the sheet-like product in order to enhance

the ability of the product to capture dirt particles when wiped against an adjacent surface.

The additive composition can also be incorporated into the wiping product in order to improve the strength of the product without significantly affecting the softness and/or blocking behavior of the product in a negative manner. In fact, the additive composition may actually improve softness in conjunction with improving strength. The additive composition can also increase strength without associated problems with blocking. The additive composition may comprise, for instance, an aqueous dispersion containing a thermoplastic resin. In one embodiment, the additive composition is applied topically to a base sheet.

The additive composition may comprise a non-fibrous olefin polymer. The additive composition, for instance, may comprise a film-forming composition and the olefin polymer may comprise an interpolymer of ethylene and at least one comonomer comprising an alkene, such as 1-octene. The additive composition may also contain a dispersing agent, such as a carboxylic acid. Examples of particular dispersing agents, for instance, include fatty acids, such as oleic acid or stearic acid.

In one particular embodiment, the additive composition may contain an ethylene and octene copolymer in combination with an ethylene-acrylic acid copolymer. The ethylene-acrylic acid copolymer is not only a thermoplastic resin, but may also serve as a dispersing agent. The ethylene and octene copolymer may be present in combination with the ethylene-acrylic acid copolymer in a weight ratio of from about 1:10 to about 10:1, such as from about 2:3 to about 3:2.

The olefin polymer composition may exhibit a crystallinity of less than about 50%, such as less than about 20%. The olefin polymer may also have a melt index of less than about 1000 g/10 min, such as less than about 700 g/10 min. The olefin polymer may also have a relatively small particle size, such as from about 0.1 micron to about 5 microns when contained in an aqueous dispersion.

In an alternative embodiment, the additive composition may contain an ethylene-acrylic acid copolymer. The ethylene-acrylic acid copolymer may be present in the additive composition in combination with a dispersing agent, such as a fatty acid.

In one embodiment, the additive composition can be topically applied to one or both sides of a tissue web. Once applied to a tissue web, it has been discovered that the additive composition may form a discontinuous but interconnected film depending upon the amount applied to the web. In this
5 manner, the additive composition increases the strength of the web without significantly interfering with the ability of the web to absorb fluids. For example, the discontinuous film that is formed includes openings that allow liquids to be absorbed by the tissue web.

In other embodiments, the additive composition may be applied to a web in
10 relatively light amounts such that the additive composition forms discrete treated areas on the surface of the web. Even at such low amounts, however, the additive composition can still enhance one or more properties of the web.

Also of advantage, the additive composition does not substantially penetrate into the tissue web when applied. For instance, the additive composition
15 penetrates the tissue web in an amount less than about 30% of the thickness of the web, such as less than about 20%, such as less than about 10% of the thickness of the web. By remaining primarily on the surface of the web, the additive composition does not interfere with the liquid absorption capacity properties of the web. Further, the additive composition does not substantially
20 increase the stiffness of the web and, as described above, without creating problems with blocking.

In one embodiment, the additive composition may be applied to one side of a tissue web for adhering the tissue web to a creping drum and for creping the tissue web from the drum surface. In this embodiment, for instance, the additive
25 composition may be applied to one side of the tissue web according to a pattern. The pattern may comprise, for instance, a pattern of discrete shapes, a reticulated pattern, or a combination of both. In order to apply the additive composition to the tissue web, the additive composition may be printed onto the tissue web according to the pattern. For instance, in one embodiment, a rotogravure printer may be
30 used.

The additive composition may be applied to one side of the tissue web in an amount from about 0.1% to about 30% by weight. In some embodiments, after the additive composition is applied to the web, the web can be dried at a temperature

in the range of equal to or greater than the melting point temperature of the base polymer in the additive composition. Once applied, the additive composition stays substantially on the surface of the tissue web for increasing strength without interfering with the absorption properties of the web. For instance, when applied to
5 the tissue web, the additive composition may penetrate the tissue web less than about 10% of the thickness of the tissue web, such as less than about 5% of the thickness of the web. The additive composition may form a discontinuous film on the surface of the tissue web for providing strength while also providing untreated areas where liquids may be quickly absorbed by the web.

10 When the tissue web is adhered to the creping drum, if desired, the creping drum may be heated. For instance, the creping surface may be heated to a temperature of from about 80°C to about 200°C, such as from about 100°C to about 150°C. The additive composition may be applied only to a single side of the tissue web or may be applied to both sides of the web according to the same or
15 different patterns. When applied to both sides of the web, both sides of the web may be creped from a creping drum or only one side of the web may be creped.

The tissue web treated with the additive composition may, in one embodiment, comprise an uncreped through-air dried web prior to applying the additive composition. Once creped from the creping surface, the web may have a
20 relatively high bulk, such as greater than about 10 cc/g. The tissue product may be used as a single ply product or may be incorporated into a multiple ply product.

As described above, the additive composition may improve various properties of the base sheet. For instance, the additive composition is particularly well suited for improving the ability of the base sheet to capture dirt particles and
25 clean surfaces. Specifically, base sheets treated with the additive composition can have an increased Cleaning Test Value as defined in the examples in comparison to an identical base sheet that is not similarly treated. For instance, base sheets treated with the additive composition in accordance with the present disclosure can have a Cleaning Test Value of greater than about 6 mg, such as greater than
30 about 7 mg, such as even greater than about 8 mg. For instance, base sheets treated in accordance with the present disclosure can have a Cleaning Test Value of from about 6 mg to about 15 mg or even greater.

In addition, the additive composition provides the base sheet with a lotiony and soft feel. One test that measures one aspect of softness is called the Stick-Slip Test. During the Stick-Slip Test, a sled is pulled over a surface of the base sheet while the resistive force is measured. A higher Stick-Slip number indicates a more lotiony surface with lower drag forces. Tissue webs treated in accordance with the present disclosure, for instance, can have a Stick-Slip on one side of greater than about -0.01, such as from about -0.006 to about 0.7, such as from about 0 to about 0.7.

In addition, the properties of the base sheet are improved without creating any significant blocking problems. For instance, tissue products treated in accordance with the present disclosure when stacked together can have a sheet blocking of less than 15 gf, such as less than about 10 gf. For example, in certain embodiments, stacked products can have a sheet blocking of less than about 5 gf, such as even less than about 2 gf.

The base sheets treated in accordance with the present disclosure can be made entirely from cellulosic fibers, such as pulp fibers, or can be made from a mixture of fibers. For instance, the base sheets can comprise cellulosic fibers in combination with synthetic fibers.

Base sheets that may be treated in accordance with the present disclosure include wet-laid tissue webs. In other embodiments, however, the base sheet may comprise an airlaid web, a hydroentangled web, a coform web, and the like. In addition, any suitable wiping product may be treated with the additive composition in accordance with the present disclosure. Other base sheets therefore may include meltblown webs, spunbond webs, bonded carded webs, woven materials, knitted materials, and laminates thereof.

Other features and aspects of the present invention are discussed in greater detail below.

BRIEF DESCRIPTION OF THE DRAWINGS

A full and enabling disclosure of the present invention, including the best mode thereof to one of ordinary skill in the art, is set forth more particularly in the remainder of the specification, including reference to the accompanying figures in which:

Figure 1 is a schematic diagram of a tissue web forming machine, illustrating the formation of a stratified tissue web having multiple layers in accordance with the present disclosure;

Figure 2 is a schematic diagram of one embodiment of a process for forming uncreped through-dried tissue webs for use in the present disclosure;

Figure 3 is a schematic diagram of one embodiment of a process for forming wet pressed, creped tissue webs for use in the present disclosure;

Figure 4 is a schematic diagram of one embodiment of a process for applying additive compositions to each side of a tissue web and creping one side of the web in accordance with the present disclosure;

Figure 5 is a plan view of one embodiment of a pattern that is used to apply additive compositions to tissue webs made in accordance with the present disclosure;

Figure 6 is another embodiment of a pattern that is used to apply additive compositions to tissue webs in accordance with the present disclosure;

Figure 7 is a plan view of another alternative embodiment of a pattern that is used to apply additive compositions to tissue webs in accordance with the present disclosure;

Figure 8 is a schematic diagram of an alternative embodiment of a process for applying an additive composition to one side of the tissue web and creping one side of the web in accordance with the present disclosure;

Figures 9-26 and 28-34 are the results obtained in the Examples as described below;

Figure 27 is a diagram illustrating the equipment used to perform a Stick-Slip Test;

Figure 35 is a schematic diagram of another embodiment of a process for forming creped tissue webs in accordance with the present disclosure;

Figure 36 is a schematic diagram of still another embodiment of a process for applying an additive composition to one side of a tissue web and creping one side of the web in accordance with the present disclosure;

Figure 37 is a schematic diagram of still another embodiment of a process for applying an additive composition to one side of a tissue web and creping one side of the web in accordance with the present disclosure;

Figure 38 is a cross sectional view of the sample preparation used to perform a blocking test;

Figures 39, 40 and 41 are the results obtained in Example No. 6 below; and

Figures 42, 43 and 44 are the results obtained in Example Nos. 7, 8 and 9
5 below.

Repeat use of reference characters in the present specification and drawings is intended to represent same or analogous features or elements of the present disclosure.

DETAILED DESCRIPTION

10 It is to be understood by one of ordinary skill in the art that the present discussion is a description of exemplary embodiments only, and is not intended as limiting the broader aspects of the present disclosure.

In general, the present disclosure is directed to the incorporation of an additive composition into a tissue product, such as a wiping product, in order to
15 enhance the cleaning properties of the base sheet. The additive composition may comprise a polyolefin dispersion. For example, the polyolefin dispersion may contain polymeric particles having a relatively small size, such as less than about 5 microns, in an aqueous medium when applied or incorporated into a base sheet. Once dried, however, the polymeric particles are generally indistinguishable. For
20 example, in one embodiment, the additive composition may comprise a film-forming composition that forms a discontinuous film and/or forms discrete treated areas on the base sheet. In some embodiments, the polyolefin dispersion may also contain a dispersing agent.

As will be described in greater detail below, the additive composition can be
25 incorporated into a tissue web using various techniques and during different stages of production of the tissue product. For example, in one embodiment, the additive composition can be combined with an aqueous suspension of fibers that is used to form the tissue web. In an alternative embodiment, the additive composition can be applied to a dry pulp sheet that is used to form an aqueous suspension of
30 fibers. In still another embodiment, the additive composition may be topically applied to a base sheet. For example, the additive composition may be applied to a tissue web during a creping operation. In particular, the additive composition has

been found well-suited for adhering a tissue web to a creping surface during a creping process.

The use of the additive composition containing a polyolefin dispersion has been found to provide various benefits and advantages depending upon the particular embodiment. For example, as described above, the additive composition enhances the ability of a base sheet to clean surfaces and capture dirt particles. In particular, dirt particles are attached and held to the base sheet by the additive composition. Although unknown, it is believed that the additive composition produces triboelectric properties that are well suited for attracting and holding dirt particles. In particular, it is believed that the additive composition creates a static charge and also increases the coefficient of friction which enhances the ability of a base sheet to clean an adjacent surface. As will also be described below, the additive composition increases the coefficient of friction but yet glides across a surface once motion has started.

Thus, the additive composition is particularly well suited for being incorporated into any suitable wiping product for cleaning adjacent surfaces. Once present on the base sheet, the additive composition is capable of enhancing the cleaning performance of the base sheet on multiple surfaces such as glass surfaces, plastic surfaces, wood surfaces, metal surfaces, one's skin, and the like. Further, the additive composition does not create any streaking or leave any residue. When applied to tissue products, the additive composition also reduces the amount of lint produced by the product.

A cleaning test that quantitatively measures the enhanced cleaning ability of base sheets made according to the present disclosure is described in the examples below. It has been discovered that base sheets treated with the additive composition have an increased Cleaning Test Value in relation to identical untreated sheets. For instance, base sheets treated in accordance with the present disclosure can have a Cleaning Test Value of greater than about 6 mg, such as greater than about 7 mg, such as even greater than about 8 mg. In addition, the additive composition has been found to improve the geometric mean tensile strength and the geometric mean tensile energy absorbed of treated base sheets in comparison to untreated sheets. Further, the above strength properties

may be improved without significantly adversely impacting the stiffness of the base sheets in relation to untreated sheets.

When applied to tissue products, the increase in strength properties is also comparable to prior art tissue webs treated with a bonding material, such as an ethylene-vinyl acetate copolymer. Problems with sheet blocking, however, which is the tendency of adjacent sheets to stick together, is significantly reduced when tissue webs are made in accordance with the present disclosure as compared to those treated with an ethylene-vinyl acetate copolymer additive composition, as has been done in the past.

The above advantages and benefits may be obtained by incorporating the additive composition into the base sheets at virtually any point during the manufacture of the sheet. The additive composition generally contains an aqueous dispersion comprising at least one thermoplastic resin, water, and, optionally, at least one dispersing agent. The thermoplastic resin is present within the dispersion at a relatively small particle size. For example, the average volumetric particle size of the polymer may be less than about 5 microns. The actual particle size may depend upon various factors including the thermoplastic polymer that is present in the dispersion. Thus, the average volumetric particle size may be from about 0.05 microns to about 5 microns, such as less than about 4 microns, such as less than about 3 microns, such as less than about 2 microns, such as less than about 1 micron. Particle sizes can be measured on a Coulter LS230 light-scattering particle size analyzer or other suitable device. When present in the aqueous dispersion and when present in the tissue web, the thermoplastic resin is typically found in a non-fibrous form.

The particle size distribution of the polymer particles in the dispersion may be less than or equal to about 2.0, such as less than 1.9, 1.7 or 1.5.

Examples of aqueous dispersions that may be incorporated into the additive composition of the present disclosure are disclosed, for instance, in U.S. Patent Application Publication No. 2005/0100754, U.S. Patent Application Publication No. 2005/0192365, PCT Publication No. WO 2005/021638, and PCT Publication No. WO 2005/021622, which are all incorporated herein by reference.

In one embodiment, the additive composition may comprise a film forming composition capable of forming a film on the surface of a tissue web. For instance,

when topically applied to a tissue web, the additive composition can form a discontinuous but interconnected film. In other words, the additive composition forms an interconnected polymer network over the surface of the tissue web. The film or polymer network, however, is discontinuous in that various openings are
5 contained within the film. The size of the openings can vary depending upon the amount of additive composition that is applied to the web and the manner in which the additive composition is applied. Of particular advantage, the openings allow liquids to be absorbed through the discontinuous film and into the interior of the tissue web. In this regard, the wicking properties of the tissue web are not
10 substantially affected by the presence of the additive composition.

In other embodiments, when the additive composition is added in relatively small amounts to the base web, the additive composition does not form an interconnected network but, instead, appears on the base sheet as treated discrete areas. Even at relatively low amounts, however, the additive composition can still
15 enhance at least one property of the base sheet. For instance, the feel of the base sheet can be improved even in amounts less than about 2.5% by weight, such as less than 2% by weight, such as less than 1.5% by weight, such as less than 1% by weight, such as even less than 0.5% by weight.

Further, in some embodiments, the additive composition remains primarily
20 on the surface of the tissue web and does not penetrate the web once applied. In this manner, not only does the discontinuous film allow the tissue web to absorb fluids that contact the surface but also does not significantly interfere with the ability of the tissue web to absorb relatively large amounts of fluid. Thus, the additive composition does not significantly interfere with the liquid absorption
25 properties of the web while increasing the strength of the web without substantially impacting adversely on the stiffness of the web.

The thickness of the additive composition when present on the surface of a base sheet can vary depending upon the ingredients of the additive composition and the amount applied. In general, for instance, the thickness can vary from
30 about 0.01 microns to about 10 microns. At higher add-on levels, for instance, the thickness may be from about 3 microns to about 8 microns. At lower add-on levels, however, the thickness may be from about 0.1 microns to about 1 micron, such as from about 0.3 microns to about 0.7 microns.

At relatively low add-on levels, the additive composition may also deposit differently on the base sheet than when at relatively high add-on levels. For example, at relatively low add-on levels, not only do discrete treated areas form on the base sheet, but the additive composition may better follow the topography of the base sheet. For instance, in one embodiment, it has been discovered that the additive composition follows the crepe pattern of a base sheet when the base sheet is creped.

The thermoplastic resin contained within the additive composition may vary depending upon the particular application and the desired result. In one embodiment, for instance, thermoplastic resin is an olefin polymer. As used herein, an olefin polymer refers to a class of unsaturated open-chain hydrocarbons having the general formula C_nH_{2n} . The olefin polymer may be present as a copolymer, such as an interpolymer. As used herein, a substantially olefin polymer refers to a polymer that contains less than about 1% substitution.

In one particular embodiment, for instance, the olefin polymer may comprise an alpha-olefin interpolymer of ethylene with at least one comonomer selected from the group consisting of a C_4 - C_{20} linear, branched or cyclic diene, or an ethylene vinyl compound, such as vinyl acetate, and a compound represented by the formula $H_2C=CHR$ wherein R is a C_1 - C_{20} linear, branched or cyclic alkyl group or a C_6 - C_{20} aryl group. Examples of comonomers include propylene, 1-butene, 3-methyl-1-butene, 4-methyl-1-pentene, 3-methyl-1-pentene, 1-heptene, 1-hexene, 1-octene, 1-decene, and 1-dodecene. In some embodiments, the interpolymer of ethylene has a density of less than about 0.92 g/cc.

In other embodiments, the thermoplastic resin comprises an alpha-olefin interpolymer of propylene with at least one comonomer selected from the group consisting of ethylene, a C_4 - C_{20} linear, branched or cyclic diene, and a compound represented by the formula $H_2C=CHR$ wherein R is a C_1 - C_{20} linear, branched or cyclic alkyl group or a C_6 - C_{20} aryl group. Examples of comonomers include ethylene, 1-butene, 3-methyl-1-butene, 4-methyl-1-pentene, 3-methyl-1-pentene, 1-heptene, 1-hexene, 1-octene, 1-decene, and 1-dodecene. In some embodiments, the comonomer is present at about 5% by weight to about 25% by weight of the interpolymer. In one embodiment, a propylene-ethylene interpolymer is used.

Other examples of thermoplastic resins which may be used in the present disclosure include homopolymers and copolymers (including elastomers) of an olefin such as ethylene, propylene, 1-butene, 3-methyl-1-butene, 4-methyl-1-pentene, 3-methyl-1-pentene, 1-heptene, 1-hexene, 1-octene, 1-decene, and 1-dodecene as typically represented by polyethylene, polypropylene, poly-1-butene, poly-3-methyl-1-butene, poly-3-methyl-1-pentene, poly-4-methyl-1-pentene, ethylene-propylene copolymer, ethylene-1-butene copolymer, and propylene-1-butene copolymer; copolymers (including elastomers) of an alpha-olefin with a conjugated or non-conjugated diene as typically represented by ethylene-butadiene copolymer and ethylene-ethylidene norbornene copolymer; and polyolefins (including elastomers) such as copolymers of two or more alpha-olefins with a conjugated or non-conjugated diene as typically represented by ethylene-propylene-butadiene copolymer, ethylene-propylene-dicyclopentadiene copolymer, ethylene-propylene-1,5-hexadiene copolymer, and ethylene-propylene-ethylidene norbornene copolymer; ethylene-vinyl compound copolymers such as ethylene-vinyl acetate copolymers with N-methylol functional comonomers, ethylene-vinyl alcohol copolymers with N-methylol functional comonomers, ethylene-vinyl chloride copolymer, ethylene acrylic acid or ethylene-(meth)acrylic acid copolymers, and ethylene-(meth)acrylate copolymer; styrenic copolymers (including elastomers) such as polystyrene, ABS, acrylonitrile-styrene copolymer, methylstyrene-styrene copolymer; and styrene block copolymers (including elastomers) such as styrene-butadiene copolymer and hydrate thereof, and styrene-isoprene-styrene triblock copolymer; polyvinyl compounds such as polyvinyl chloride, polyvinylidene chloride, vinyl chloride-vinylidene chloride copolymer, polymethyl acrylate, and polymethyl methacrylate; polyamides such as nylon 6, nylon 6,6, and nylon 12; thermoplastic polyesters such as polyethylene terephthalate and polybutylene terephthalate; polycarbonate, polyphenylene oxide, and the like. These resins may be used either alone or in combinations of two or more.

In particular embodiments, polyolefins such as polypropylene, polyethylene, and copolymers thereof and blends thereof, as well as ethylene-propylene-diene terpolymers are used. In some embodiments, the olefinic polymers include homogeneous polymers described in U.S. Pat. No. 3,645,992 by Elston; high

density polyethylene (HDPE) as described in U.S. Pat. No. 4,076,698 to Anderson; heterogeneously branched linear low density polyethylene (LLDPE); heterogeneously branched ultra low linear density (ULDPE); homogeneously branched, linear ethylene/alpha-olefin copolymers; homogeneously branched, substantially linear ethylene/alpha-olefin polymers which can be prepared, for example, by a process disclosed in U.S. Pat. Nos. 5,272,236 and 5,278,272, the disclosure of which process is incorporated herein by reference; and high pressure, free radical polymerized ethylene polymers and copolymers such as low density polyethylene (LDPE). In still another embodiment of the present invention, the thermoplastic resin comprises an ethylene-carboxylic acid copolymer, such as ethylene-acrylic acid (EAA) and ethylene-methacrylic acid copolymers such as for example those available under the tradenames PRIMACOR™ from The Dow Chemical Company, NUCREL™ from DuPont, and ESCOR™ from ExxonMobil, and described in U.S. Pat. Nos. 4,599,392, 4,988,781, and 5,384,373, each of which is incorporated herein by reference in its entirety, and ethylene-vinyl acetate (EVA) copolymers. Polymer compositions described in U.S. Pat. Nos. 6,538,070, 6,566,446, 5,869,575, 6,448,341, 5,677,383, 6,316,549, 6,111,023, or 5,844,045, each of which is incorporated herein by reference in its entirety, are also suitable in some embodiments. Of course, blends of polymers can be used as well. In some embodiments, the blends include two different Ziegler-Natta polymers. In other embodiments, the blends can include blends of a Ziegler-Natta and a metallocene polymer. In still other embodiments, the thermoplastic resin used herein is a blend of two different metallocene polymers.

In one particular embodiment, the thermoplastic resin comprises an alpha-olefin interpolymers of ethylene with a comonomer comprising an alkene, such as 1-octene. The ethylene and octene copolymer may be present alone in the additive composition or in combination with another thermoplastic resin, such as ethylene-acrylic acid copolymer. Of particular advantage, the ethylene-acrylic acid copolymer not only is a thermoplastic resin, but also serves as a dispersing agent. For some embodiments, the additive composition should comprise a film-forming composition. It has been found that the ethylene-acrylic acid copolymer may assist in forming films, while the ethylene and octene copolymer lowers the stiffness. When applied to a tissue web, the composition may or may not form a

film within the product, depending upon how the composition is applied and the amount of the composition that is applied. When forming a film on the tissue web, the film may be continuous or discontinuous. When present together, the weight ratio between the ethylene and octene copolymer and the ethylene-acrylic acid
5 copolymer may be from about 1:10 to about 10:1, such as from about 3:2 to about 2:3.

The thermoplastic resin, such as the ethylene and octene copolymer, may have a crystallinity of less than about 50%, such as less than about 25%. The polymer may have been produced using a single site catalyst and may have a
10 weight average molecular weight of from about 15,000 to about 5 million, such as from about 20,000 to about 1 million. The molecular weight distribution of the polymer may be from about 1.01 to about 40, such as from about 1.5 to about 20, such as from about 1.8 to about 10.

Depending upon the thermoplastic polymer, the melt index of the polymer
15 may range from about 0.001 g/10 min to about 1,000 g/10 min, such as from about 0.5 g/10 min to about 800 g/10 min. For example, in one embodiment, the melt index of the thermoplastic resin may be from about 100 g/10 min to about 700 g/10 min.

The thermoplastic resin may also have a relatively low melting point. For
20 instance, the melting point of the thermoplastic resin may be less than about 140°C, such as less than 130°C, such as less than 120°C. For instance, in one embodiment, the melting point may be less than about 90°C. The glass transition temperature of the thermoplastic resin may also be relatively low. For instance, the glass transition temperature may be less than about 50°C, such as less than
25 about 40°C.

The one or more thermoplastic resins may be contained within the additive composition in an amount from about 1% by weight to about 96% by weight. For instance, the thermoplastic resin may be present in the aqueous dispersion in an amount from about 10% by weight to about 70% by weight, such as from about
30 20% to about 50% by weight.

In addition to at least one thermoplastic resin, the aqueous dispersion may also contain a dispersing agent. A dispersing agent is an agent that aids in the

formation and/or the stabilization of the dispersion. One or more dispersing agents may be incorporated into the additive composition.

In general, any suitable dispersing agent can be used. In one embodiment, for instance, the dispersing agent comprises at least one carboxylic acid, a salt of
5 at least one carboxylic acid, or carboxylic acid ester or salt of the carboxylic acid ester. Examples of carboxylic acids useful as a dispersant comprise fatty acids such as montanic acid, stearic acid, oleic acid, and the like. In some
embodiments, the carboxylic acid, the salt of the carboxylic acid, or at least one
10 carboxylic acid fragment of the carboxylic acid ester or at least one carboxylic acid fragment of the salt of the carboxylic acid ester has fewer than 25 carbon atoms. In other embodiments, the carboxylic acid, the salt of the carboxylic acid, or at
least one carboxylic acid fragment of the carboxylic acid ester or at least one
carboxylic acid fragment of the salt of the carboxylic acid ester has 12 to 25 carbon
15 atoms. In some embodiments, carboxylic acids, salts of the carboxylic acid, at
least one carboxylic acid fragment of the carboxylic acid ester or its salt has 15 to
25 carbon atoms are preferred. In other embodiments, the number of carbon
atoms is 25 to 60. Some examples of salts comprise a cation selected from the
group consisting of an alkali metal cation, alkaline earth metal cation, or
ammonium or alkyl ammonium cation.

20 In still other embodiments, the dispersing agent is selected from the group consisting of ethylene-carboxylic acid polymers, and their salts, such as ethylene-acrylic acid copolymers or ethylene-methacrylic acid copolymers.

In other embodiments, the dispersing agent is selected from alkyl ether
carboxylates, petroleum sulfonates, sulfonated polyoxyethylenated alcohol,
25 sulfated or phosphated polyoxyethylenated alcohols, polymeric ethylene
oxide/propylene oxide/ethylene oxide dispersing agents, primary and secondary
alcohol ethoxylates, alkyl glycosides and alkyl glycerides.

When ethylene-acrylic acid copolymer is used as a dispersing agent, the
copolymer may also serve as a thermoplastic resin.

30 In one particular embodiment, the aqueous dispersion contains an ethylene
and octene copolymer, ethylene-acrylic acid copolymer, and a fatty acid, such as
stearic acid or oleic acid. The dispersing agent, such as the carboxylic acid, may

be present in the aqueous dispersion in an amount from about 0.1% to about 10% by weight.

In addition to the above components, the aqueous dispersion also contains water. Water may be added as tap water or as deionized water, if desired. The pH of the aqueous dispersion is generally less than about 12, such as from about 5 to about 11.5, such as from about 7 to about 11. The aqueous dispersion may have a solids content of less than about 75%, such as less than about 70%. For instance, the solids content of the aqueous dispersion may range from about 5% to about 60%. In general, the solids content can be varied depending upon the manner in which the additive composition is applied or incorporated into the tissue web. For instance, when incorporated into the tissue web during formation, such as by being added with an aqueous suspension of fibers, a relatively high solids content can be used. When topically applied such as by spraying or printing, however, a lower solids content may be used in order to improve processability through the spray or printing device.

While any method may be used to produce the aqueous dispersion, in one embodiment, the dispersion may be formed through a melt-kneading process. For example, the kneader may comprise a Banbury mixer, single-screw extruder or a multi-screw extruder. The melt-kneading may be conducted under the conditions which are typically used for melt-kneading the one or more thermoplastic resins.

In one particular embodiment, the process includes melt-kneading the components that make up the dispersion. The melt-kneading machine may include multiple inlets for the various components. For example, the extruder may include four inlets placed in series. Further, if desired, a vacuum vent may be added at an optional position of the extruder.

In some embodiments, the dispersion is first diluted to contain about 1 to about 3% by weight water and then, subsequently, further diluted to comprise greater than about 25% by weight water.

When treating tissue webs in accordance with the present disclosure, the additive composition containing the aqueous polymer dispersion can be applied to the tissue web topically or can be incorporated into the tissue web by being pre-mixed with the fibers that are used to form the web. When applied topically, the additive composition can be applied to the tissue web when wet or dry. In one

embodiment, the additive composition may be applied topically to the web during a creping process. For instance, in one embodiment, the additive composition may be sprayed onto the web or onto a heated dryer drum in order to adhere the web to the dryer drum. The web can then be creped from the dryer drum. When the
5 additive composition is applied to the web and then adhered to the dryer drum, the composition may be uniformly applied over the surface area of the web or may be applied according to a particular pattern.

When topically applied to a tissue web, the additive composition may be sprayed onto the web, extruded onto the web, or printed onto the web. When
10 extruded onto the web, any suitable extrusion device may be used, such as a slot-coat extruder or a meltblown dye extruder. When printed onto the web, any suitable printing device may be used. For example, an inkjet printer or a rotogravure printing device may be used.

In one embodiment, the additive composition may be heated prior to or
15 during application to a tissue web. Heating the composition can lower the viscosity for facilitating application. For instance, the additive composition may be heated to a temperature of from about 50°C to about 150°C.

Tissue products made according to the present disclosure may include single-ply tissue products or multiple-ply tissue products. For instance, in one
20 embodiment, the product may include two plies or three plies.

In general, any suitable tissue web may be treated in accordance with the present disclosure. For example, in one embodiment, the base sheet can be a tissue product, such as a bath tissue, a facial tissue, a paper towel, an industrial wiper, and the like. Tissue products typically have a bulk of at least 3 cc/g. The
25 tissue products can contain one or more plies and can be made from any suitable types of fiber.

Fibers suitable for making tissue webs comprise any natural or synthetic cellulosic fibers including, but not limited to nonwoody fibers, such as cotton, abaca, kenaf, sabai grass, flax, esparto grass, straw, jute hemp, bagasse,
30 milkweed floss fibers, and pineapple leaf fibers; and woody or pulp fibers such as those obtained from deciduous and coniferous trees, including softwood fibers, such as northern and southern softwood kraft fibers; hardwood fibers, such as eucalyptus, maple, birch, and aspen. Pulp fibers can be prepared in high-yield or

low-yield forms and can be pulped in any known method, including kraft, sulfite, high-yield pulping methods and other known pulping methods. Fibers prepared from organosolv pulping methods can also be used, including the fibers and methods disclosed in U.S. Patent No. 4,793,898, issued Dec. 27, 1988 to
5 Laamanen et al.; U.S. Patent No. 4,594,130, issued June 10, 1986 to Chang et al.; and U.S. Patent No. 3,585,104. Useful fibers can also be produced by anthraquinone pulping, exemplified by U.S. Patent No. 5,595,628 issued Jan. 21, 1997, to Gordon et al.

A portion of the fibers, such as up to 50% or less by dry weight, or from
10 about 5% to about 30% by dry weight, can be synthetic fibers such as rayon, polyolefin fibers, polyester fibers, bicomponent sheath-core fibers, multi-component binder fibers, and the like. An exemplary polyethylene fiber is Fybrel®, available from Minifibers, Inc. (Jackson City, TN). Any known bleaching method can be used. Synthetic cellulose fiber types include rayon in all its varieties and
15 other fibers derived from viscose or chemically-modified cellulose. Chemically treated natural cellulosic fibers can be used such as mercerized pulps, chemically stiffened or crosslinked fibers, or sulfonated fibers. For good mechanical properties in using papermaking fibers, it can be desirable that the fibers be relatively undamaged and largely unrefined or only lightly refined. While recycled
20 fibers can be used, virgin fibers are generally useful for their mechanical properties and lack of contaminants. Mercerized fibers, regenerated cellulosic fibers, cellulose produced by microbes, rayon, and other cellulosic material or cellulosic derivatives can be used. Suitable papermaking fibers can also include recycled fibers, virgin fibers, or mixes thereof. In certain embodiments capable of high bulk
25 and good compressive properties, the fibers can have a Canadian Standard Freeness of at least 200, more specifically at least 300, more specifically still at least 400, and most specifically at least 500.

Other papermaking fibers that can be used in the present disclosure include paper broke or recycled fibers and high yield fibers. High yield pulp fibers are
30 those papermaking fibers produced by pulping processes providing a yield of about 65% or greater, more specifically about 75% or greater, and still more specifically about 75% to about 95%. Yield is the resulting amount of processed fibers expressed as a percentage of the initial wood mass. Such pulping

processes include bleached chemithermomechanical pulp (BCTMP), chemithermomechanical pulp (CTMP), pressure/pressure thermomechanical pulp (PTMP), thermomechanical pulp (TMP), thermomechanical chemical pulp (TMCP), high yield sulfite pulps, and high yield Kraft pulps, all of which leave the resulting fibers with high levels of lignin. High yield fibers are well known for their stiffness in both dry and wet states relative to typical chemically pulped fibers.

In general, any process capable of forming a base sheet can also be utilized in the present disclosure. For example, a papermaking process of the present disclosure can utilize creping, wet creping, double creping, embossing, wet pressing, air pressing, through-air drying, creped through-air drying, uncreped through-air drying, hydroentangling, air laying, coform methods, as well as other steps known in the art.

Also suitable for products of the present disclosure are tissue sheets that are pattern densified or imprinted, such as the tissue sheets disclosed in any of the following U.S. Patent Nos.: 4,514,345 issued on April 30, 1985, to Johnson et al.; 4,528,239 issued on July 9, 1985, to Trokhan; 5,098,522 issued on March 24, 1992; 5,260,171 issued on November 9, 1993, to Smurkoski et al.; 5,275,700 issued on January 4, 1994, to Trokhan; 5,328,565 issued on July 12, 1994, to Rasch et al.; 5,334,289 issued on August 2, 1994, to Trokhan et al.; 5,431,786 issued on July 11, 1995, to Rasch et al.; 5,496,624 issued on March 5, 1996, to Steltjes, Jr. et al.; 5,500,277 issued on March 19, 1996, to Trokhan et al.; 5,514,523 issued on May 7, 1996, to Trokhan et al.; 5,554,467 issued on September 10, 1996, to Trokhan et al.; 5,566,724 issued on October 22, 1996, to Trokhan et al.; 5,624,790 issued on April 29, 1997, to Trokhan et al.; and, 5,628,876 issued on May 13, 1997, to Ayers et al., the disclosures of which are incorporated herein by reference to the extent that they are non-contradictory herewith. Such imprinted tissue sheets may have a network of densified regions that have been imprinted against a drum dryer by an imprinting fabric, and regions that are relatively less densified (e.g., "domes" in the tissue sheet) corresponding to deflection conduits in the imprinting fabric, wherein the tissue sheet superposed over the deflection conduits was deflected by an air pressure differential across the deflection conduit to form a lower-density pillow-like region or dome in the tissue sheet.

The tissue web can also be formed without a substantial amount of inner fiber-to-fiber bond strength. In this regard, the fiber furnish used to form the base web can be treated with a chemical debonding agent. The debonding agent can be added to the fiber slurry during the pulping process or can be added directly to the headbox. Suitable debonding agents that may be used in the present disclosure include cationic debonding agents such as fatty dialkyl quaternary amine salts, mono fatty alkyl tertiary amine salts, primary amine salts, imidazoline quaternary salts, silicone quaternary salt and unsaturated fatty alkyl amine salts. Other suitable debonding agents are disclosed in U.S. Patent No. 5,529,665 to Kaun which is incorporated herein by reference. In particular, Kaun discloses the use of cationic silicone compositions as debonding agents.

In one embodiment, the debonding agent used in the process of the present disclosure is an organic quaternary ammonium chloride and, particularly, a silicone-based amine salt of a quaternary ammonium chloride. For example, the debonding agent can be PROSOFT® TQ1003, marketed by the Hercules Corporation. The debonding agent can be added to the fiber slurry in an amount of from about 1 kg per metric tonne to about 10 kg per metric tonne of fibers present within the slurry.

In an alternative embodiment, the debonding agent can be an imidazoline-based agent. The imidazoline-based debonding agent can be obtained, for instance, from the Witco Corporation. The imidazoline-based debonding agent can be added in an amount of between 2.0 to about 15 kg per metric tonne.

In one embodiment, the debonding agent can be added to the fiber furnish according to a process as disclosed in PCT Application having an International Publication No. WO 99/34057 filed on December 17, 1998 or in PCT Published Application having an International Publication No. WO 00/66835 filed on April 28, 2000, which are both incorporated herein by reference. In the above publications, a process is disclosed in which a chemical additive, such as a debonding agent, is adsorbed onto cellulosic papermaking fibers at high levels. The process includes the steps of treating a fiber slurry with an excess of the chemical additive, allowing sufficient residence time for adsorption to occur, filtering the slurry to remove unadsorbed chemical additives, and redispersing the filtered pulp with fresh water prior to forming a nonwoven web.

Optional chemical additives may also be added to the aqueous papermaking furnish or to the formed embryonic web to impart additional benefits to the product and process and are not antagonistic to the intended benefits of the invention. The following materials are included as examples of additional
5 chemicals that may be applied to the web along with the additive composition of the present invention. The chemicals are included as examples and are not intended to limit the scope of the invention. Such chemicals may be added at any point in the papermaking process, including being added simultaneously with the additive composition in the pulp making process, wherein said additive or additives
10 are blended directly with the additive composition.

Additional types of chemicals that may be added to the paper web include, but is not limited to, absorbency aids usually in the form of cationic, anionic, or non-ionic surfactants, humectants and plasticizers such as low molecular weight polyethylene glycols and polyhydroxy compounds such as glycerin and propylene
15 glycol. Materials that supply skin health benefits such as mineral oil, aloe extract, vitamin e, silicone, lotions in general and the like may also be incorporated into the finished products.

In general, the products of the present invention can be used in conjunction with any known materials and chemicals that are not antagonistic to its intended
20 use. Examples of such materials include but are not limited to odor control agents, such as odor absorbents, activated carbon fibers and particles, baby powder, baking soda, chelating agents, zeolites, perfumes or other odor-masking agents, cyclodextrin compounds, oxidizers, and the like. Superabsorbent particles, synthetic fibers, or films may also be employed. Additional options include cationic
25 dyes, optical brighteners, humectants, emollients, and the like.

The different chemicals and ingredients that may be incorporated into the base sheet may depend upon the end use of the product. For instance, various wet strength agents may be incorporated into the product. For bath tissue products, for example, temporary wet strength agents may be used. As used
30 herein, wet strength agents are materials used to immobilize the bonds between fibers in the wet state. Typically, the means by which fibers are held together in paper and tissue products involve hydrogen bonds and sometimes combinations of hydrogen bonds and covalent and/or ionic bonds. In some applications, it may be

useful to provide a material that will allow bonding to the fibers in such a way as to immobilize the fiber-to-fiber bond points and make them resistant to disruption in the wet state. The wet state typically means when the product is largely saturated with water or other aqueous solutions.

5 Any material that when added to a paper or tissue web results in providing the sheet with a mean wet geometric tensile strength:dry geometric tensile strength ratio in excess of 0.1 may be termed a wet strength agent.

 Temporary wet strength agents, which are typically incorporated into bath tissues, are defined as those resins which, when incorporated into paper or tissue
10 products, will provide a product which retains less than 50% of its original wet strength after exposure to water for a period of at least 5 minutes. Temporary wet strength agents are well known in the art. Examples of temporary wet strength agents include polymeric aldehyde-functional compounds such as glyoxylated polyacrylamide, such as a cationic glyoxylated polyacrylamide.

15 Such compounds include PAREZ 631 NC wet strength resin available from Cytec Industries of West Patterson, N.J., chloroxylated polyacrylamides, and HERCOBOND 1366, manufactured by Hercules, Inc. of Wilmington, Del. Another example of a glyoxylated polyacrylamide is PAREZ 745, which is a glyoxylated poly (acrylamide-co-diallyl dimethyl ammonium chloride).

20 For facial tissues and other tissue products, on the other hand, permanent wet strength agents may be incorporated into the base sheet. Permanent wet strength agents are also well known in the art and provide a product that will retain more than 50% of its original wet strength after exposure to water for a period of at least 5 minutes.

25 Once formed, the products may be packaged in different ways. For instance, in one embodiment, the tissue product may be cut into individual sheets and stacked prior to being placed into a package. Alternatively, the tissue product may be spirally wound. When spirally wound together, each individual sheet may be separated from an adjacent sheet by a line of weakness, such as a perforation
30 line. Bath tissues and paper towels, for instance, are typically supplied to a consumer in a spirally wound configuration.

 Tissue webs that may be treated in accordance with the present disclosure may include a single homogenous layer of fibers or may include a stratified or

layered construction. For instance, the tissue web ply may include two or three layers of fibers. Each layer may have a different fiber composition. For example, referring to **Fig. 1**, one embodiment of a device for forming a multi-layered stratified pulp furnish is illustrated. As shown, a three-layered headbox **10** generally includes an upper head box wall **12** and a lower head box wall **14**. Headbox **10** further includes a first divider **16** and a second divider **18**, which separate three fiber stock layers.

Each of the fiber layers comprise a dilute aqueous suspension of papermaking fibers. The particular fibers contained in each layer generally depends upon the product being formed and the desired results. For instance, the fiber composition of each layer may vary depending upon whether a bath tissue product, facial tissue product or paper towel is being produced. In one embodiment, for instance, middle layer **20** contains southern softwood kraft fibers either alone or in combination with other fibers such as high yield fibers. Outer layers **22** and **24**, on the other hand, contain softwood fibers, such as northern softwood kraft.

In an alternative embodiment, the middle layer may contain softwood fibers for strength, while the outer layers may comprise hardwood fibers, such as eucalyptus fibers, for a perceived softness.

An endless traveling forming fabric **26**, suitably supported and driven by rolls **28** and **30**, receives the layered papermaking stock issuing from headbox **10**. Once retained on fabric **26**, the layered fiber suspension passes water through the fabric as shown by the arrows **32**. Water removal is achieved by combinations of gravity, centrifugal force and vacuum suction depending on the forming configuration.

Forming multi-layered paper webs is also described and disclosed in U.S. Patent No. 5,129,988 to Farrington, Jr., which is incorporated herein by reference.

In accordance with the present disclosure, the additive composition, in one embodiment, may be combined with the aqueous suspension of fibers that are fed to the headbox **10**. The additive composition, for instance, may be applied to only a single layer in the stratified fiber furnish or to all layers. When added during the wet end of the process or otherwise combined with the aqueous suspension of fibers, the additive composition becomes incorporated throughout the fibrous layer.

When combined at the wet end with the aqueous suspension of fibers, a retention aid may also be present within the additive composition. For instance, in one particular embodiment, the retention aid may comprise polydiallyl dimethyl ammonium chloride. In other embodiments, the retention aid may comprise any suitable cationic species. The additive composition may be incorporated into the tissue web in an amount from about 0.01% to about 30% by weight, such as from about 0.5% to about 20% by weight. For instance, in one embodiment, the additive composition may be present in an amount up to about 10% by weight. The above percentages are based upon the solids that are added to the tissue web.

The basis weight of tissue webs made in accordance with the present disclosure can vary depending upon the final product. For example, the process may be used to produce bath tissues, facial tissues, paper towels, industrial wipers, and the like. In general, the basis weight of the tissue products may vary from about 10 gsm to about 110 gsm, such as from about 20 gsm to about 90 gsm. For bath tissue and facial tissues, for instance, the basis weight may range from about 10 gsm to about 40 gsm. For paper towels, on the other hand, the basis weight may range from about 25 gsm to about 80 gsm.

The tissue web bulk may also vary from about 3 cc/g to 20 cc/g, such as from about 5 cc/g to 15 cc/g. The sheet "bulk" is calculated as the quotient of the caliper of a dry tissue sheet, expressed in microns, divided by the dry basis weight, expressed in grams per square meter. The resulting sheet bulk is expressed in cubic centimeters per gram. More specifically, the caliper is measured as the total thickness of a stack of ten representative sheets and dividing the total thickness of the stack by ten, where each sheet within the stack is placed with the same side up. Caliper is measured in accordance with TAPPI test method T411 om-89 "Thickness (caliper) of Paper, Paperboard, and Combined Board" with Note 3 for stacked sheets. The micrometer used for carrying out T411 om-89 is an Emveco 200-A Tissue Caliper Tester available from Emveco, Inc., Newberg, Oregon. The micrometer has a load of 2.00 kilo-Pascals (132 grams per square inch), a pressure foot area of 2500 square millimeters, a pressure foot diameter of 56.42 millimeters, a dwell time of 3 seconds and a lowering rate of 0.8 millimeters per second.

In multiple ply products, the basis weight of each tissue web present in the product can also vary. In general, the total basis weight of a multiple ply product will generally be the same as indicated above, such as from about 20 gsm to about 110 gsm. Thus, the basis weight of each ply can be from about 10 gsm to about 5 60 gsm, such as from about 20 gsm to about 40 gsm.

Once the aqueous suspension of fibers is formed into a tissue web, the tissue web may be processed using various techniques and methods. For example, referring to **Fig. 2**, shown is a method for making throughdried tissue sheets. (For simplicity, the various tensioning rolls schematically used to define 10 the several fabric runs are shown, but not numbered. It will be appreciated that variations from the apparatus and method illustrated in **Fig. 2** can be made without departing from the general process). Shown is a twin wire former having a papermaking headbox **34**, such as a layered headbox, which injects or deposits a stream **36** of an aqueous suspension of papermaking fibers onto the forming fabric **38** positioned on a forming roll **39**. The forming fabric serves to support and carry 15 the newly-formed wet web downstream in the process as the web is partially dewatered to a consistency of about 10 dry weight percent. Additional dewatering of the wet web can be carried out, such as by vacuum suction, while the wet web is supported by the forming fabric.

20 The wet web is then transferred from the forming fabric to a transfer fabric **40**. In one embodiment, the transfer fabric can be traveling at a slower speed than the forming fabric in order to impart increased stretch into the web. This is commonly referred to as a "rush" transfer. Preferably the transfer fabric can have a void volume that is equal to or less than that of the forming fabric. The relative 25 speed difference between the two fabrics can be from 0-60 percent, more specifically from about 15-45 percent. Transfer is preferably carried out with the assistance of a vacuum shoe **42** such that the forming fabric and the transfer fabric simultaneously converge and diverge at the leading edge of the vacuum slot.

The web is then transferred from the transfer fabric to the throughdrying 30 fabric **44** with the aid of a vacuum transfer roll **46** or a vacuum transfer shoe, optionally again using a fixed gap transfer as previously described. The throughdrying fabric can be traveling at about the same speed or a different speed relative to the transfer fabric. If desired, the throughdrying fabric can be run at a

slower speed to further enhance stretch. Transfer can be carried out with vacuum assistance to ensure deformation of the sheet to conform to the throughdrying fabric, thus yielding desired bulk and appearance if desired. Suitable throughdrying fabrics are described in U.S. Patent No. 5,429,686 issued to Kai F. Chiu et al. and U. S. Patent No. 5,672,248 to Wendt, et al. which are incorporated by reference.

In one embodiment, the throughdrying fabric contains high and long impression knuckles. For example, the throughdrying fabric can have about from about 5 to about 300 impression knuckles per square inch which are raised at least about 0.005 inches above the plane of the fabric. During drying, the web can be macroscopically arranged to conform to the surface of the throughdrying fabric and form a three-dimensional surface. Flat surfaces, however, can also be used in the present disclosure.

The side of the web contacting the throughdrying fabric is typically referred to as the "fabric side" of the paper web. The fabric side of the paper web, as described above, may have a shape that conforms to the surface of the throughdrying fabric after the fabric is dried in the throughdryer. The opposite side of the paper web, on the other hand, is typically referred to as the "air side". The air side of the web is typically smoother than the fabric side during normal throughdrying processes.

The level of vacuum used for the web transfers can be from about 3 to about 15 inches of mercury (75 to about 380 millimeters of mercury), preferably about 5 inches (125 millimeters) of mercury. The vacuum shoe (negative pressure) can be supplemented or replaced by the use of positive pressure from the opposite side of the web to blow the web onto the next fabric in addition to or as a replacement for sucking it onto the next fabric with vacuum. Also, a vacuum roll or rolls can be used to replace the vacuum shoe(s).

While supported by the throughdrying fabric, the web is finally dried to a consistency of about 94 percent or greater by the throughdryer **48** and thereafter transferred to a carrier fabric **50**. The dried base sheet **52** is transported to the reel **54** using carrier fabric **50** and an optional carrier fabric **56**. An optional pressurized turning roll **58** can be used to facilitate transfer of the web from carrier fabric **50** to fabric **56**. Suitable carrier fabrics for this purpose are Albany International 84M or

94M and Asten 959 or 937, all of which are relatively smooth fabrics having a fine pattern. Although not shown, reel calendering or subsequent off-line calendering can be used to improve the smoothness and softness of the base sheet.

In one embodiment, the reel **54** shown in **Fig. 2** can run at a speed slower
5 than the fabric **56** in a rush transfer process for building crepe into the paper web **52**. For instance, the relative speed difference between the reel and the fabric can be from about 5% to about 25% and, particularly from about 12% to about 14%. Rush transfer at the reel can occur either alone or in conjunction with a rush
10 transfer process upstream, such as between the forming fabric and the transfer fabric.

In one embodiment, the paper web **52** is a textured web which has been dried in a three-dimensional state such that the hydrogen bonds joining fibers were substantially formed while the web was not in a flat, planar state. For instance, the web can be formed while the web is on a highly textured throughdrying fabric or
15 other three-dimensional substrate. Processes for producing uncreped throughdried fabrics are, for instance, disclosed in U. S. Patent No. 5,672,248 to Wendt, et al.; U. S. Patent No. 5,656,132 to Farrington, et al.; U. S. Patent No. 6,120,642 to Lindsay and Burazin; U. S. Patent No. 6,096,169 to Hermans, et al.; U. S. Patent No. 6,197,154 to Chen, et al.; and U. S. Patent No. 6,143,135 to
20 Hada, et al., all of which are herein incorporated by reference in their entireties.

As described above, the additive composition can be combined with the aqueous suspension of fibers used to form the tissue web **52**. Alternatively, the additive composition may be topically applied to the tissue web after it has been formed. For instance, as shown in **Fig. 2**, the additive composition may be applied
25 to the tissue web prior to the dryer **48** or after the dryer **48** using a spray device **49A** or a spray device **49B**, respectively.

In **Fig. 2**, a process is shown for producing uncreped through-air dried tissue webs. It should be understood, however, that the additive composition may be applied to tissue webs in other tissue making processes. For example,
30 referring to **Fig. 3**, one embodiment of a process for forming wet pressed creped tissue webs is shown. In this embodiment, a headbox **60** emits an aqueous suspension of fibers onto a forming fabric **62** which is supported and driven by a plurality of guide rolls **64**. A vacuum box **66** is disposed beneath forming fabric **62**

and is adapted to remove water from the fiber furnish to assist in forming a web. From forming fabric **62**, a formed web **68** is transferred to a second fabric **70**, which may be either a wire or a felt. Fabric **70** is supported for movement around a continuous path by a plurality of guide rolls **72**. Also included is a pick up roll **74**
5 designed to facilitate transfer of web **68** from fabric **62** to fabric **70**.

From fabric **70**, web **68**, in this embodiment, is transferred to the surface of a rotatable heated dryer drum **76**, such as a Yankee dryer.

In accordance with the present disclosure, the additive composition can be incorporated into the tissue web **68** by being combined with an aqueous
10 suspension of fibers contained in the headbox **60** and/or by topically applying the additive composition during the process. In one particular embodiment, the additive composition of the present disclosure may be applied topically to the tissue web **68** while the web is traveling on the fabric **70** or may be applied to the surface of the dryer drum **76** for transfer onto one side of the tissue web **68**. In this
15 manner, the additive composition is used to adhere the tissue web **68** to the dryer drum **76**. In this embodiment, as web **68** is carried through a portion of the rotational path of the dryer surface, heat is imparted to the web causing most of the moisture contained within the web to be evaporated. Web **68** is then removed from dryer drum **76** by a creping blade **78**. Creping web **78** as it is formed further
20 reduces internal bonding within the web and increases softness. Applying the additive composition to the web during creping, on the other hand, may increase the strength of the web.

Referring to **Fig. 35**, another alternative embodiment of a process for forming creped tissue webs is shown. Like reference numerals have been used to
25 indicate similar elements with respect to the process illustrated in **Fig. 3**.

As shown in **Fig. 35**, the formed web **68** is transferred to the surface of the rotatable heated dryer drum **76**, which may be a Yankee dryer. The press roll **72** may, in one embodiment, comprise a suction breast roll. In order to adhere the web **68** to the surface of the dryer drum **76**, a creping adhesive may be applied to
30 the surface of the dryer drum by a spraying device **69**. The spraying device **69** may emit an additive composition made in accordance with the present disclosure or may emit a conventional creping adhesive.

As shown in **Fig. 35**, the web is adhered to the surface of the dryer drum **76** and then creped from the drum using the creping blade **78**. If desired, the dryer drum **76** may be associated with a hood **71**. The hood **71** may be used to force air against or through the web **68**.

5 Once creped from the dryer drum **76**, the web **68** is then adhered to a second dryer drum **73**. The second dryer drum **73** may comprise, for instance, a heated drum surrounded by a hood **77**. The drum may be heated to a temperature of from about 25°C to about 200°C, such as from about 100°C to about 150°C.

10 In order to adhere the web **68** to the second dryer drum **73**, a second spray device **75** may emit an adhesive onto the surface of the dryer drum. In accordance with the present disclosure, for instance, the second spray device **75** may emit an additive composition as described above. The additive composition not only assists in adhering the tissue web **68** to the dryer drum **73**, but also is transferred to the surface of the web as the web is creped from the dryer drum **73**
15 by the creping blade **79**.

 Once creped from the second dryer drum **73**, the web **68** may, optionally, be fed around a cooling reel drum **81** and cooled prior to being wound on a reel **83**.

 The additive composition may also be used in post-forming processes. For example, in one embodiment, the additive composition may be used during a print-creping process and applied to a preformed web. Specifically, once topically
20 applied to a tissue web, the additive composition has been found well-suited to adhering the tissue web to a creping surface, such as in a print-creping operation.

 For example, once a tissue web is formed and dried, in one embodiment, the additive composition may be applied to at least one side of the web and then at
25 least one side of the web may then be creped. In general, the additive composition may be applied to only one side of the web and only one side of the web may be creped, the additive composition may be applied to both sides of the web and only one side of the web is creped, or the additive composition may be applied to each side of the web and each side of the web may be creped.

30 Referring to **Fig. 4**, one embodiment of a system that may be used to apply the additive composition to the tissue web and to crepe one side of the web is illustrated. The embodiment shown in **Fig. 4** can be an in-line or off-line process. As shown, tissue web **80** made according to the process illustrated in **Fig. 2** or

Fig. 3 or according to a similar process, is passed through a first additive composition application station generally **82**. Station **82** includes a nip formed by a smooth rubber press roll **84** and a patterned rotogravure roll **86**. Rotogravure roll **86** is in communication with a reservoir **88** containing a first additive composition **90**. Rotogravure roll **86** applies the additive composition **90** to one side of web **80** in a preselected pattern.

Web **80** is then contacted with a heated roll **92** after passing a roll **94**. The heated roll **92** can be heated to a temperature, for instance, up to about 200°C and particularly from about 100°C to about 150°C. In general, the web can be heated to a temperature sufficient to dry the web and evaporate any water.

It should be understood, that besides the heated roll **92**, any suitable heating device can be used to dry the web. For example, in an alternative embodiment, the web can be placed in communication with an infra-red heater in order to dry the web. Besides using a heated roll or an infra-red heater, other heating devices can include, for instance, any suitable convective oven or microwave oven.

From the heated roll **92**, the web **80** can be advanced by pull rolls **96** to a second additive composition application station generally **98**. Station **98** includes a transfer roll **100** in contact with a rotogravure roll **102**, which is in communication with a reservoir **104** containing a second additive composition **106**. Similar to station **82**, second additive composition **106** is applied to the opposite side of web **80** in a preselected pattern. Once the second additive composition is applied, web **80** is adhered to a creping roll **108** by a press roll **110**. Web **80** is carried on the surface of the creping drum **108** for a distance and then removed therefrom by the action of a creping blade **112**. The creping blade **112** performs a controlled pattern creping operation on the second side of the tissue web.

Once creped, tissue web **80**, in this embodiment, is pulled through a drying station **114**. Drying station **114** can include any form of a heating unit, such as an oven energized by infra-red heat, microwave energy, hot air or the like. Drying station **114** may be necessary in some applications to dry the web and/or cure the additive composition. Depending upon the additive composition selected, however, in other applications drying station **114** may not be needed.

The amount that the tissue web is heated within the drying station **114** can depend upon the particular thermoplastic resins used in the additive composition, the amount of the composition applied to the web, and the type of web used. In some applications, for instance, the tissue web can be heated using a gas stream
5 such as air at a temperature of about 100°C to about 200°C.

In the embodiment illustrated in **Fig. 4**, although the additive composition is being applied to each side of the tissue web, only one side of the web undergoes a creping process. It should be understood, however, that in other embodiments both sides of the web may be creped. For instance, the heated roll **92** may be
10 replaced with a creping drum such as **108** shown in **Fig. 4**.

Creping the tissue web as shown in **Fig. 4** increases the softness of the web by breaking apart fiber-to-fiber bonds contained within the tissue web. Applying the additive composition to the outside of the paper web, on the other hand, not only assists in creping the web but also adds dry strength, wet strength,
15 stretchability and tear resistance to the web. Further, the additive composition reduces the release of lint from the tissue web.

In general, the first additive composition and the second additive composition applied to the tissue web as shown in **Fig. 4** may contain the same ingredients or may contain different ingredients. Alternatively, the additive
20 compositions may contain the same ingredients in different amounts as desired.

The additive composition is applied to the base web as described above in a preselected pattern. In one embodiment, for instance, the additive composition can be applied to the web in a reticular pattern, such that the pattern is interconnected forming a net-like design on the surface.
25

In an alternative embodiment, however, the additive composition is applied to the web in a pattern that represents a succession of discrete shapes. Applying the additive composition in discrete shapes, such as dots, provides sufficient strength to the web without covering a substantial portion of the surface area of the web.
30

According to the present disclosure, the additive composition is applied to each side of the paper web so as to cover from about 15% to about 75% of the surface area of the web. More particularly, in most applications, the additive composition will cover from about 20% to about 60% of the surface area of each

side of the web. The total amount of additive composition applied to each side of the web can be in the range of from about 1% to about 30% by weight, based upon the total weight of the web, such as from about 1% to about 20% by weight, such as from about 2% to about 10% by weight.

5 At the above amounts, the additive composition can penetrate the tissue web after being applied in an amount up to about 30% of the total thickness of the web, depending upon various factors. It has been discovered, however, that most of the additive composition primarily resides on the surface of the web after being applied to the web. For instance, in some embodiments, the additive composition
10 penetrates the web less than 5%, such as less than 3%, such as less than 1% of the thickness of the web.

 Referring to **Fig. 5**, one embodiment of a pattern that can be used for applying an additive composition to a paper web in accordance with the present disclosure is shown. As illustrated, the pattern shown in **Fig. 5** represents a
15 succession of discrete dots **120**. In one embodiment, for instance, the dots can be spaced so that there are approximately from about 25 to about 35 dots per inch in the machine direction or the cross-machine direction. The dots can have a diameter, for example, of from about 0.01 inches to about 0.03 inches. In one particular embodiment, the dots can have a diameter of about 0.02 inches and can
20 be present in the pattern so that approximately 28 dots per inch extend in either the machine direction or the cross-machine direction. In this embodiment, the dots can cover from about 20% to about 30% of the surface area of one side of the paper web and, more particularly, can cover about 25% of the surface area of the web.

25 Besides dots, various other discrete shapes can also be used. For example, as shown in **Fig. 7**, a pattern is illustrated in which the pattern is made up of discrete shapes that are each comprised of three elongated hexagons. In one embodiment, the hexagons can be about 0.02 inches long and can have a width of about 0.006 inches. Approximately 35 to 40 hexagons per inch can be spaced in
30 the machine direction and the cross-machine direction. When using hexagons as shown in **Fig. 7**, the pattern can cover from about 40% to about 60% of the surface area of one side of the web, and more particularly can cover about 50% of the surface area of the web.

Referring to **Fig. 6**, another embodiment of a pattern for applying an additive composition to a paper web is shown. In this embodiment, the pattern is a reticulated grid. More specifically, the reticulated pattern is in the shape of diamonds. When used, a reticulated pattern may provide more strength to the web
5 in comparison to patterns that are made up on a succession of discrete shapes.

The process that is used to apply the additive composition to the tissue web in accordance with the present disclosure can vary. For example, various printing methods can be used to print the additive composition onto the base sheet depending upon the particular application. Such printing methods can include
10 direct gravure printing using two separate gravures for each side, offset gravure printing using duplex printing (both sides printed simultaneously) or station-to-station printing (consecutive printing of each side in one pass). In another embodiment, a combination of offset and direct gravure printing can be used. In still another embodiment, flexographic printing using either duplex or station-to-
15 station printing can also be utilized to apply the additive composition.

According to the process of the current disclosure, numerous and different tissue products can be formed. For instance, the tissue products may be single-ply wiper products. The products can be, for instance, facial tissues, bath tissues, paper towels, napkins, industrial wipers, and the like. As stated above, the basis
20 weight can range anywhere from about 10 gsm to about 110 gsm.

Tissue products made according to the above processes can have relatively good bulk characteristics. For example, the tissue webs can have a bulk of greater than about 8 cc/g, such as greater than about 10 cc/g, such as greater than about
25 11 cc/g.

In one embodiment, tissue webs made according to the present disclosure can be incorporated into multiple-ply products. For instance, in one embodiment, a tissue web made according to the present disclosure can be attached to one or more other tissue webs for forming a wiping product having desired characteristics. The other webs laminated to the tissue web of the present disclosure can be, for
30 instance, a wet-creped web, a calendered web, an embossed web, a through-air dried web, a creped through-air dried web, an uncreped through-air dried web, a hydroentangled web, a coform web, an airlaid web, and the like.

In one embodiment, when incorporating a tissue web made according to the present disclosure into a multiple-ply product, it may be desirable to only apply the additive composition to one side of the tissue web and to thereafter crepe the treated side of the web. The creped side of the web is then used to form an exterior surface of a multiple ply product. The untreated and uncreped side of the web, on the other hand, is attached by any suitable means to one or more plies.

For example, referring to **Fig. 8**, one embodiment of a process for applying the additive composition to only one side of a tissue web in accordance with the present disclosure is shown. The process illustrated in **Fig. 8** is similar to the process shown in **Fig. 4**. In this regard, like reference numerals have been used to indicate similar elements.

As shown, a web **80** is advanced to an additive composition application station generally **98**. Station **98** includes a transfer roll **100** in contact with a rotogravure roll **102**, which is in communication with a reservoir **104** containing an additive composition **106**. At station **98**, the additive composition **106** is applied to one side of the web **80** in a preselected pattern.

Once the additive composition is applied, web **80** is adhered to a creping roll **108** by a press roll **110**. Web **80** is carried on the surface of the creping drum **108** for a distance and then removed therefrom by the action of a creping blade **112**. The creping blade **112** performs a controlled pattern creping operation on the treated side of the web.

From the creping drum **108**, the tissue web **80** is fed through a drying station **114** which dries and/or cures the additive composition **106**. The web **80** is then wound into a roll **116** for use in forming multiple ply products or a single ply product.

Referring to **Fig. 36**, another embodiment of a process for applying the additive composition to only one side of a tissue web in accordance with the present disclosure is shown. Like reference numerals have been used to indicate similar elements.

The process illustrated in **Fig. 36** is similar to the process illustrated in **Fig. 8**. In the process shown in **Fig. 36**, however, the additive composition is indirectly applied to the tissue web **80** by an offset printing apparatus in an offset printing arrangement.

For instance, as shown in **Fig. 36**, the additive composition **106** is first transferred to a first print roll **102**. From the print roll **102**, the additive composition is then transferred to an analog roll **103** prior to being applied to the tissue web **80**. From the analog roll **103**, the additive composition is pressed onto the tissue web **80** through the assistance of a rubber backing roll **100**.

Similar to **Fig. 8**, once the additive composition is applied to the tissue web **80**, the web is then adhered to a heated creping drum **108** and creped from the drum using a creping blade **112** prior to being wound into a roll **116**.

Referring to **Fig. 37**, still another embodiment of a process for applying the additive composition to only one side of the tissue web in accordance with the present disclosure is illustrated. As shown, in this embodiment, a formed tissue web **80** is unwound from a roll **85** and fed into the process. This process may be considered an off-line process, although the application method may also be installed in-line.

As illustrated in **Fig. 37**, the dried tissue web **80** is pressed against a dryer drum **108** by a press roll **110**. A spray device **109** applies the additive composition of the present disclosure to the surface of the dryer drum. The additive composition thus not only adheres the tissue web **80** to the surface of the dryer drum **108**, but also transfers to the tissue web as the web is creped from the drum using a creping blade **112**. Once creped from the dryer drum **108**, the tissue web **80** is wound into a roll **116**.

The embodiment illustrated in **Fig. 37** may be considered a spray crepe process. During the process, the dryer drum **108** can be heated to temperatures as described above with respect to the other embodiments illustrated in the figures.

When only treating one side of the tissue web **80** with an additive composition, in one embodiment, it may be desirable to apply the additive composition according to a pattern that covers greater than about 40% of the surface area of one side of the web. For instance, the pattern may cover from about 40% to about 90% of the surface area of one side of the web such as from about 40% to about 60%. In one particular example, for instance, the additive composition can be applied according to the pattern shown in **Fig. 7**.

In one specific embodiment of the present disclosure, a two-ply product is formed from a first paper web and a second paper web in which both paper webs are generally made according to the process shown in **Fig. 8**. For instance, a first paper web made according to the present disclosure can be attached to a second
5 paper web made according to the present disclosure in a manner such that the creped sides of the webs form the exterior surfaces of the resulting product. The creped surfaces are generally softer and smoother creating a two-ply product having improved overall characteristics.

The manner in which the first paper web is laminated to the second paper
10 web may vary depending upon the particular application and desired characteristics. In some applications, the alpha-olefin interpolymer of the present disclosure may serve as the ply-bonding agent. In other applications, a binder material, such as an adhesive or binder fibers, is applied to one or both webs to join the webs together. The adhesive can be, for instance, a latex adhesive, a
15 starch-based adhesive, an acetate such as an ethylene-vinyl acetate adhesive, a polyvinyl alcohol adhesive, and the like. It should be understood, however, that other binder materials, such as thermoplastic films and fibers can also be used to join the webs. The binder material may be spread evenly over the surfaces of the web in order to securely attach the webs together or may be applied at selected
20 locations.

In addition to wet lay processes as shown in **Figs. 2** and **3**, it should be understood that various other base sheets may be treated in accordance with the present disclosure. For instance, other base sheets that may be treated in accordance with the present disclosure include airlaid webs, coform webs, and
25 hydroentangled webs. When treating these types of base sheets, the additive composition is generally topically applied to the base sheets. For instance, the additive composition can be sprayed or printed onto the surface of the base sheet.

Airlaid webs are formed in an air forming process in which a fibrous nonwoven layer is created. In the airlaying process, bundles of small fibers having
30 typical lengths ranging from about 3 to about 52 millimeters (mm) are separated and entrained in an air supply and then deposited onto a forming screen, usually with the assistance of a vacuum supply. The randomly deposited fibers then are bonded to one another using, for example, hot air or a spray adhesive. The

production of airlaid nonwoven composites is well defined in the literature and documented in the art. Examples include the DanWeb process as described in US patent 4,640,810 to Laursen et al. and assigned to Scan Web of North America Inc, the Kroyer process as described in US patent 4,494,278 to Kroyer et al. and
5 US patent 5,527,171 to Soerensen assigned to Niro Separation a/s, the method of US patent 4,375,448 to Appel et al assigned to Kimberly-Clark Corporation, or other similar methods.

Other materials containing cellulosic fibers include coform webs and hydroentangled webs. In the coform process, at least one meltblown diehead is
10 arranged near a chute through which other materials are added to a meltblown web while it is forming. Such other materials may be natural fibers, superabsorbent particles, natural polymer fibers (for example, rayon) and/or synthetic polymer fibers (for example, polypropylene or polyester), for example, where the fibers may be of staple length.

15 Coform processes are shown in commonly assigned US Patents 4,818,464 to Lau and 4,100,324 to Anderson et al., which are incorporated herein by reference. Webs produced by the coform process are generally referred to as coform materials. More particularly, one process for producing coform nonwoven webs involves extruding a molten polymeric material through a die head into fine streams and
20 attenuating the streams by converging flows of high velocity, heated gas (usually air) supplied from nozzles to break the polymer streams into discontinuous microfibers of small diameter. The die head, for instance, can include at least one straight row of extrusion apertures. In general, the microfibers may have an average fiber diameter of up to about 10 microns. The average diameter of the microfibers can be
25 generally greater than about 1 micron, such as from about 2 microns to about 5 microns. While the microfibers are predominantly discontinuous, they generally have a length exceeding that normally associated with staple fibers.

In order to combine the molten polymer fibers with another material, such as pulp fibers, a primary gas stream is merged with a secondary gas stream containing
30 the individualized wood pulp fibers. Thus, the pulp fibers become integrated with the polymer fibers in a single step. The wood pulp fibers can have a length of from about 0.5 millimeters to about 10 millimeters. The integrated air stream is then directed onto a forming surface to air form the nonwoven fabric. The nonwoven

fabric, if desired, may be passed into the nip of a pair of vacuum rolls in order to further integrate the two different materials.

Natural fibers that may be combined with the meltblown fibers include wool, cotton, flax, hemp and wood pulp. Wood pulps include standard softwood fluffing grade such as CR-1654 (US Alliance Pulp Mills, Coosa, Alabama). Pulp may be modified in order to enhance the inherent characteristics of the fibers and their processability. Curl may be imparted to the fibers by methods including chemical treatment or mechanical twisting. Curl is typically imparted before crosslinking or stiffening. Pulps may be stiffened by the use of crosslinking agents such as formaldehyde or its derivatives, glutaraldehyde, epichlorohydrin, methylolated compounds such as urea or urea derivatives, dialdehydes such as maleic anhydride, non-methylolated urea derivatives, citric acid or other polycarboxylic acids. Pulp may also be stiffened by the use of heat or caustic treatments such as mercerization. Examples of these types of fibers include NHB416 which is a chemically crosslinked southern softwood pulp fibers which enhances wet modulus, available from the Weyerhaeuser Corporation of Tacoma, WA. Other useful pulps are debonded pulp (NF405) and non-debonded pulp (NB416) also from Weyerhaeuser. HPZ3 from Buckeye Technologies, Inc of Memphis, TN, has a chemical treatment that sets in a curl and twist, in addition to imparting added dry and wet stiffness and resilience to the fiber. Another suitable pulp is Buckeye HP2 pulp and still another is IP Supersoft from International Paper Corporation. Suitable rayon fibers are 1.5 denier Merge 18453 fibers from Acordis Cellulose Fibers Incorporated of Axis, Alabama.

When containing cellulosic materials such as pulp fibers, a coform material may contain the cellulosic material in an amount from about 10% by weight to about 80% by weight, such as from about 30% by weight to about 70% by weight. For example, in one embodiment, a coform material may be produced containing pulp fibers in an amount from about 40% by weight to about 60% by weight.

In addition to coform webs, hydroentangled webs can also contain synthetic and pulp fibers. Hydroentangled webs refer to webs that have been subjected to columnar jets of a fluid that cause the fibers in the web to entangle. Hydroentangling a web typically increases the strength of the web. In one embodiment, pulp fibers can be hydroentangled into a continuous filament

material, such as a spunbond web. The hydroentangled resulting nonwoven composite may contain pulp fibers in an amount from about 50% to about 80% by weight, such as in an amount of about 70% by weight. Commercially available hydroentangled composite webs as described above are commercially available
5 from the Kimberly-Clark Corporation under the name HYDROKNIT. Hydraulic entangling is described in, for example, U.S. Patent No. 5,389,202 to Everhart, which is incorporated herein by reference.

In addition to base sheets containing cellulosic fibers, the present disclosure is also directed to applying additive compositions to base sheets made entirely
10 from synthetic fibers. For instance, in one embodiment, the base sheet may comprise a nonwoven bonded carded web, a meltblown web or a spunbond web.

Meltblown fibers are formed by extruding a molten thermoplastic material through a plurality of fine, usually circular, die capillaries as molten fibers into converging high velocity gas (e.g. air) streams that attenuate the fibers of molten
15 thermoplastic material to reduce their diameter, which may be to microfiber diameter. Thereafter, the meltblown fibers are carried by the high velocity gas stream and are deposited on a collecting surface to form a web of randomly disbursed meltblown fibers. Such a process is disclosed, for example, in U.S. Pat. No. 3,849,241 to Butin, et al. Generally speaking, meltblown fibers may be
20 microfibers that may be continuous or discontinuous, are generally smaller than 10 microns in diameter, and are generally tacky when deposited onto a collecting surface.

Spunbonded fibers are small diameter substantially continuous fibers that are formed by extruding a molten thermoplastic material from a plurality of fine,
25 usually circular, capillaries of a spinnerette with the diameter of the extruded fibers then being rapidly reduced as by, for example, eductive drawing and/or other well-known spunbonding mechanisms. The production of spun-bonded nonwoven webs is described and illustrated, for example, in U.S. Pat. Nos. 4,340,563 to Appel, et al. 3,692,618 to Dorschner, et al., 3,802,817 to Matsuki et al., 3,338,992 to Kinney,
30 3,341,394 to Kinney, 3,502,763 to Hartman, 3,502,538 to Levy, 3,542,615 to Dobo, et al., and 5,382,400 to Pike, et al. Spunbond fibers are generally not tacky when they are deposited onto a collecting surface. Spunbond fibers can sometimes have

diameters less than about 40 microns, and are often between about 5 to about 20 microns.

In still another embodiment, the base sheet might comprise a laminate. For instance, the base sheet may comprise a spunbond/meltblown/spunbond laminate.

5 In addition to nonwoven materials, the base sheet may also comprise a woven fabric or a knitted fabric. In general, any suitable wiper may be treated in accordance with the present disclosure. For instance, the additive composition may be applied to wiping products made from a woven or knitted polyester fabric for enhancing the ability of the product to capture and retain dirt particles.

10 In addition to dry wiping products, the additive composition may also enhance the cleaning abilities of premoistened wiping products. Premoistened products are marketed impregnated with a wiping solution. The wiping solution can comprise any suitable solution that will not degrade the base sheet.

For example, when used as a baby wipe, for instance, the wiping solution
15 may contain water, one or more surfactants, and/or an emollient. The solution may also contain, for instance, one or more glycols. Examples of glycols include propylene glycol, or polyethylene glycol. Various other ingredients may also be incorporated into the wiping solution such as fragrances, aloe, and the like. The wiping solution may be alcohol-free or may contain an alcohol.

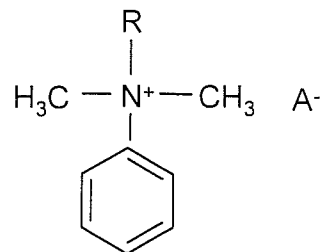
20 When used to clean adjacent surfaces, for instance, the wiping solution may contain one or more alcohols combined with water. The alcohol may be, for instance, an aliphatic alcohol having from about 1 to about 6 carbon atoms. By way of example, the alcohol may be methanol, ethanol, propanol, isopropanol, butanol, t-butanol, 2-butanol, pentanol, 2-pentanol, hexanol, 2,3-dimethyl-1-
25 butanol, and the like, including mixtures of two or more alcohols.

In general, the wiping solution can contain water in an amount less than about 50% by weight. For instance, in one embodiment, the solution may contain alcohol in an amount greater than about 60% by weight, such as from about 60% by weight to about 80% by weight. Greater amounts of alcohol, however, may be
30 used.

The wiping solution may also contain various other additives. Such other additives include disinfectants, antiseptics, emollients, skin conditioners, anti-microbial agents such as sterilants, sporicides, germicides, bactericides,

fungicides, virucides, protozoacides, algicides, bacteriostats, fungistats, virustats, sanitizers, and antibiotics, fragrances, anti-drying agents, and the like.

Example of anti-drying agents include glycols and glycerides. Examples of anti-microbial agents, on the other hand, include quaternary ammonium compounds, such as quaternary ammonium halide compounds. In some
 5 embodiments, quaternary ammonium halide compounds having the following formula are utilized:



wherein,

10 R is a C₈-C₁₈ alkyl group; and

A is a halogen atom, such as chlorine, bromine, fluorine, and the like.

One commercially available example of an antimicrobial agent that includes such a quaternary ammonium compound is available under the trade name BARDAC® 208M from Lonza, Inc., Fairlawn, N.J. Specifically, BARDAC® 208M
 15 contains a blend of alkyl dimethyl benzyl ammonium chlorides. Other commercially available examples of suitable quaternary ammonium compounds are believed to include BARDAC® 2050 and BARDAC® 2080 (based on dialkyl(C₈-C₁₀)dimethyl ammonium chloride); BARDAC® 2250 and BARDAC® 2280 (didecyl dimethyl ammonium chloride); BARDAC® LF and BARDAC® LF 80 (based on
 20 dioctyl dimethyl ammonium chloride); BARQUAT® MB-50 and BARQUAT® MB-80 (based on alkyl dimethyl benzyl ammonium chloride); BARQUAT® MX-50 and BARQUAT® MX-80 (based on alkyl dimethyl benzyl ammonium chloride); BARQUAT® OJ-50 and BARQUAT® OJ-80 (based on alkyl dimethyl benzyl ammonium chloride); BARQUAT® 4250, BARQUAT® 4280, BARQUAT® 4250Z,
 25 and BARQUAT® 4280Z (based on alkyl dimethyl benzyl ammonium chloride and/or alkyl dimethyl ethyl benzyl ammonium chloride); and BARQUAT® MS-100

(based on myristyl dimethyl benzyl ammonium chloride), which are available from Lonza, Inc., Fairlawn, N.J.

Other anti-microbial agents that may be used in the present disclosure include halogenated diphenyl ethers like 2,4,4'-trichloro-2'-hydroxy-diphenyl ether (Triclosan® or TCS) or 2,2'-dihydroxy-5,5'-dibromo-diphenyl ether; phenolic compounds like phenoxyethanol, phenoxy propanol, phenoxyisopropanol, para-chloro-meta-xylene (PCMX), etc.; bisphenolic compounds like 2,2'-methylene bis (4-chlorophenol), 2,2'-methylene bis (3,4,6-trichlorophenol), 2,2'-methylene bis (4-chloro-6-bromophenol), bis (2-hydroxy-3,5-dichlorophenyl) sulphide, and bis (2-hydroxy-5-chlorobenzyl)sulphide; halogenated carbanilides (e.g., 3,4,4'-trichlorocarbanilides (Triclocarban® or TCC); benzyl alcohols; chlorhexidine; chlorhexidine gluconate; and chlorhexidine hydrochloride.

The wiping solution impregnated into the base sheet may also contain one or more surfactants. Surfactants can provide a number of benefits to the resulting wiper. For instance, surfactants can increase the wettability of the wiping product, can serve as emollients, can improve the ability of the wiping product to clean surfaces, and can also serve to stabilize the wiping solution itself. In general, any suitable nonionic, anionic, cationic and amphoteric surfactant may be incorporated into the wiping solution.

In some embodiments, the wiping solution can also contain one or more preservatives. Suitable preservatives include, for instance, Kathon CG®, which is a mixture of methylchloroisothiazolinone and methylisothiazolinone available from Rohm & Haas; Mackstat H 66 (available from McIntyre Group, Chicago, IL); CANGARD available from Dow Chemical, which is a benzisothiazoline; DMDM hydantoin (e.g., Glydant Plus, Lonza, Inc., Fair Lawn, NJ); iodopropynyl butylcarbamate; benzoic esters (parabens), such as methylparaben, propylparaben, butylparaben, ethylparaben, isopropylparaben, isobutylparaben, benzylparaben, sodium methylparaben, and sodium propylparaben; 2-bromo-2-nitropropane-1,3-diol; benzoic acid; amidazolidinyl urea; diazolidinyl urea; and the like. Other suitable preservatives include those sold by Sutton Labs, such as "Germall 115" (amidazolidinyl urea), "Germall II" (diazolidinyl urea), and "Germall Plus" (diazolidinyl urea and iodopropynyl butylcarbonate).

In general, any of the above additives may be present in the wiping solution in an amount less than about 20% by weight, such as less than about 5% by weight. For instance, many of the additives may be present in an amount from about 0.001% to about 2% by weight.

5 Once the base sheet is impregnated with a wiping solution, the wiping products may be packaged as desired. For instance, the wiping product may be packaged in a resealable container. Some examples of suitable containers include rigid tubs, film pouches, etc. One particular example of a suitable container for holding the wipers is a rigid, cylindrical tub (e.g., made from polyethylene) that is
10 fitted with a resealable air-tight lid on the top portion of the container. The lid has a hinged cap initially covering an opening positioned beneath the cap. The opening allows for the passage of wipers from the interior of the sealed container whereby individual wipers can be removed by grasping the wiper.

 In another embodiment, the wiper may be held in a liquid impermeable
15 pouch that has an ovular shaped opening. The opening may be covered by a tab that is attached to the pouch by a pressure sensitive adhesive. The tab may be opened to remove a wiper and then resealed against the pouch.

 The pre-saturated wipers may be cut into individual sheets that are folded and stacked together. In an alternative embodiment, the wiping product may be
20 spirally wound to form a roll. In this embodiment, the individual wipers may be separated by a perforation.

 As described above, the additive composition can be applied to one side of a wiping product or can be applied to both sides of the wiping product. In one
25 embodiment, the amount the additive composition is applied to each side can differ. For instance, greater amounts of the additive composition can be applied to a first side of a base sheet, while lesser amounts may be applied to the opposite side. In this manner, a wiping product can be produced that has different functions on each side. The side containing greater amounts of the additive composition may be used for heavier cleaning while the other side containing lesser amounts or
30 being untreated can be used for shining or polishing an object.

 Wiping products made according to the present disclosure can be used in numerous applications. For instance, dry wiping products may be used along with aqueous solutions such as cleaning solutions or cleaning aerosols. The wipers

may be used for window cleaning, general purpose cleaning, makeup removal, skin cleansing, spa treatments, and the like. The wipers may also be used to polish furniture or can be used as any suitable type of health and beauty aid.

In one embodiment, base sheets made according to the present disclosure
5 may be attached to a cleaning instrument for cleaning adjacent surfaces. For instance, in one embodiment, the base sheet comprises a disposable sheet that is to be used in conjunction with a mop head. The cleaning instrument can then be used to clean or polish floors. In one embodiment, a base sheet made in accordance with the present disclosure can be fastened around a sponge mop to
10 pick up heavy dirt first. The base sheet can then be discarded and the mop used to clean the floor with a cleaning solution.

The present disclosure may be better understood with reference to the following examples.

EXAMPLE 1

15 To illustrate the properties of tissue products made in accordance with the present disclosure, various tissue samples were treated with an additive composition and subjected to standardized tests. For purposes of comparison, an untreated tissue sample, a tissue sample treated with a silicone composition, and a tissue sample treated with an ethylene vinyl acetate binder were also tested.

20 More particularly, the tissue samples comprised tissue sheets containing three plies. Each ply of the three ply tissue samples was formed in a process similar to that shown in **Fig. 3**. Each ply had a basis weight of about 13.5 gsm. More specifically, each ply was made from a stratified fiber furnish containing a center layer of fibers positioned between two outer layers of fibers. The outer
25 layers of each ply contained eucalyptus kraft pulp, obtained from Aracruz with offices in Miami, FL, USA. Each of the two outer layers was approximately 33% of the total fiber weight of the sheet. The center layer, which was approximately 34% of the total fiber weight of the sheet, was comprised of 100% of northern softwood kraft pulp, obtained from Neenah Paper Inc. with offices in Alpharetta, GA, USA.
30 The three plies were attached together such that the tissue sides pressed on the dryer faced the outside surfaces of the 3-ply tissue sample.

The 3-ply tissue sheets were coated with additive compositions made according to the present disclosure. A second set of samples were coated with a

silicone composition, while a third set of samples were coated with an ethylene vinyl acetate copolymer.

The tissue sheets were coated with the above compositions using a rotogravure printer. The tissue web was fed into the rubber-rubber nip of the rotogravure printer to apply the above compositions to both sides of the web. The gravure rolls were electronically engraved, chrome over copper rolls supplied by Specialty Systems, Inc., Louisville, Ky. The rolls had a line screen of 200 cells per lineal inch and a volume of 8.0 Billion Cubic Microns (BCM) per square inch of roll surface. Typical cell dimensions for this roll were 140 microns in width and 33 microns in depth using a 130 degree engraving stylus. The rubber backing offset applicator rolls were a 75 shore A durometer cast polyurethane supplied by Amerimay Roller Company, Union Grove, Wisconsin. The process was set up to a condition having 0.375 inch interference between the gravure rolls and the rubber backing rolls and 0.003 inch clearance between the facing rubber backing rolls. The simultaneous offset/offset gravure printer was run at a speed of 150 feet per minute using gravure roll speed adjustment (differential) to meter the above compositions to obtain the desired addition rate. The process yielded an add-on level of 6.0 weight percent total add-on based on the weight of the tissue (3.0% each side).

For samples treated with additive compositions made in accordance with the present disclosure, the following table provides the components of the additive composition for each sample. In the table below, AFFINITY™ EG8200 plastomer is an alpha-olefin interpolymers comprising an ethylene and octene copolymer that was obtained from The Dow Chemical Company of Midland, Michigan, U.S.A. PRIMACOR™ 5980i copolymer is an ethylene-acrylic acid copolymer also obtained from The Dow Chemical Company. The ethylene-acrylic acid copolymer can serve not only as a thermoplastic polymer but also as a dispersing agent. INDUSTRENE® 106 comprises oleic acid, which is marketed by Chemtura Corporation, Middlebury, Connecticut. The polymer designated as "PBPE" is an experimental propylene-based plastomer or elastomer ("PBPE") having a density of 0.867 grams/cm³ as measured by ASTM D792, a melt flow rate of 25 g/10 min. at 230°C at 2.16 kg as measured by ASTM D1238, and an ethylene content of 12% by weight of the PBPE. These PBPE materials are taught in WO03/040442

and US application 60/709688 (filed August 19, 2005), each of which is hereby incorporated by reference in its entirety. AFFINITY™ PL1280 plastomer is an alpha-olefin intepolymer comprising an ethylene and octene copolymer that was also obtained from The Dow Chemical Company. UNICID® 350 dispersing agent

5 is a linear, primary carboxylic acid-functionalized surfactant with the hydrophobe comprising an average 26-carbon chain obtained from Baker-Petrolite Inc., Sugar Land, Texas, U.S.A. AEROSOL® OT-100 dispersing agent is a dioctyl sodium sulfosuccinate obtained from Cytec Industries, Inc., of West Paterson, New Jersey, U.S.A. PRIMACOR™ 5980i copolymer contains 20.5% by weight acrylic acid and

10 has a melt flow rate of 13.75 g/10 min at 125°C and 2.16 kg as measured by ASTM D1238. AFFINITY™ EG8200G plastomer has a density of 0.87 g/cc as measured by ASTM D792 and has a melt flow rate of 5 g/10 min at 190°C and 2.16 kg as measured by ASTM D1238. AFFINITY™ PL1280G plastomer, on the other hand, has a density of 0.90 g/cc as measured by ASTM D792 and has a melt

15 flow rate of 6 g/10 min at 190°C and 2.16 kg as measured by ASTM D1238.

The additive composition in each of the samples also contained DOWICIL™ 200 antimicrobial obtained from The Dow Chemical Company, which is a preservative with the active composition of 96% cis 1-(3-chloroallyl)-3,5,7-triaza-1-azoniaadamantane chloride(also known as Quaternium-15).

20

Sample No.	Polymer (wt. ratios in parentheses)	Dispersing Agent	Dispersing Agent conc. (wt.%)
1	AFFINITY™ EG8200	Unicid® 350	3.0
2	AFFINITY™ EG8200/PRIMACOR™ 5980i (70/30)	PRIMACOR™ 5980i	30.0
3	PBPE	Unicid® 350/AEROSOL® OT-100	3.0/2.5
4	PBPE/PRIMACOR™ 5980i (70/30)	PRIMACOR™ 5980i	30.0
5	AFFINITY™ EG8200/AFFINITY™ PL1280 (80/20)	Unicid® 350/ Industrene® 106	2.0/2.0
6	AFFINITY™ EG8200/AFFINITY™ PL1280 (50/50)	Unicid® 350/ Industrene® 106	2.0/2.0
7	AFFINITY™ EG8200/PRIMACOR™ 5980i (75/25)	PRIMACOR™ 5980i / Industrene® 106	25.0 / 3.0
8	AFFINITY™ EG8200/PRIMACOR™ 5980i (90/10)	PRIMACOR™ 5980i	10.0
9	AFFINITY™ EG8200/PRIMACOR™ 5980i (75/25)	PRIMACOR™ 5980i / Industrene® 106	25.0 / 3.0
10	AFFINITY™ EG8200/PRIMACOR™ 5980i (60/40)	PRIMACOR™ 5980i / Industrene® 106	40.0 / 6.0
11	AFFINITY™ EG8200/PRIMACOR™ 5980i (75/25)	PRIMACOR™ 5980i / Industrene® 106	25.0 / 3.0
12	AFFINITY™ EG8200/PRIMACOR™ 5980i (90/10)	PRIMACOR™ 5980i / Industrene® 106	10.0 / 6.0
13	AFFINITY™ EG8200/PRIMACOR™ 5980i (90/10)	PRIMACOR™ 5980i	10.0
14	AFFINITY™ EG8200/PRIMACOR™ 5980i (60/40)	PRIMACOR™ 5980i / Industrene® 106	40.0 / 6.0
15	AFFINITY™ EG8200/PRIMACOR™ 5980i (75/25)	PRIMACOR™ 5980i / Industrene® 106	25.0 / 3.0

16	AFFINITY™ EG8200/PRIMACOR™ 5980i (90/10)	PRIMACOR™ 5980i	10.0
17	AFFINITY™ EG8200/PRIMACOR™ 5980i (75/25)	PRIMACOR™ 5980i / Industrene® 106	25.0 / 3.0
18	AFFINITY™ EG8200/PRIMACOR™ 5980i (90/10)	PRIMACOR™ 5980i / Industrene® 106	10.0 / 6.0
19	AFFINITY™ EG8200/PRIMACOR™ 5980i (60/40)	PRIMACOR™ 5980i	40.0
20	AFFINITY™ EG8200/PRIMACOR™ 5980i (60/40)	PRIMACOR™ 5980i	40.0
21	AFFINITY™ EG8200/PRIMACOR™ 5980i (60/40)	PRIMACOR™ 5980i / Industrene® 106	40.0 / 6.0

5

Sample No.	Polymer Particle size (um)	Poly-dispersity	Solids (wt.%)	pH	Viscosity (cp)	Temp (oC)	RPM	Spindle
1	1.08	1.83	54.7	10.0	83	22	50	RV2
2	1.48	2.40	41.0	10.5	338	20	50	RV3
3	0.72	1.42	55.5	10.2	626	21.1	50	RV3
4	0.85	2.06	42.8	10.2	322	21.5	50	RV3
5	0.86	1.68	55.2	9.7	490	55.0	50	RV3
6	1.08	1.85	52.4	10.9	296	21.7	50	RV3
7	1.86	4.46	50.1	9.4	538	21.1	50	RV3
8	5.55	2.67	49.3	9.0	<75	21.6	100	RV3
9	1.18	2.48	46.1	10.5	270	21.2	50	RV3
10	1.60	1.58	41.1	8.7	368	21.7	50	RV3
11	1.69	3.68	48.8	9.7	306	22.1	50	RV3
12	1.34	2.24	51.0	10.2	266	21.4	50	RV3
13	1.16	2.25	46.6	10.5	85	21.5	100	RV3
14	1.01	1.57	32.1	10.3	572	21.7	50	RV3
15	1.53	3.50	50.1	9.9	396	22.3	50	RV3
16	9.86	4.14	51.2	8.7	<75	21.5	50	RV3
17	1.57	3.26	49.8	9.9	436	22.4	50	RV3
18	0.89	1.51	51.1	12.3	342	21.5	50	RV3
19	0.71	2.12	40.0	11.3	448	22.1	50	RV3
20	1.63	2.23	42.0	8.6	178	22.0	100	RV3
21	1.49	1.87	39.0	10.3	210	20.2	50	RV3

For comparative reasons, the following samples were also prepared:

<u>Sample ID</u>	<u>Composition Applied to the Sample</u>
Non-Inventive Sample No. 1	Untreated
Non-Inventive Sample No. 2	Product No. Y-14868 Emulsified Silicone obtained from G.E. Silicones
Non-Inventive Sample No. 3	AIRFLEX® 426 Binder comprising a carboxylated vinyl acetate-ethylene terpolymer emulsion obtained from Air Products, Inc.
Non-Inventive Sample No. 4	ELVAX® 3175 Binder comprising an ethylene vinyl acetate copolymer obtained from E.I.DuPont de Nemours of Wilmington, Delaware having a 28% vinyl acetate content. The ethylene vinyl acetate copolymer was combined with UNICID 425, which is a carboxylic acid-functionalized surfactant with a hydrophobe comprising an average 32-carbon chain obtained from Baker-Petrolite, Inc. of Sugarland, Texas.

The following tests were conducted on the samples:

5 Tensile Strength, Geometric Mean Tensile Strength (GMT), and Geometric Mean Tensile Energy Absorbed (GMTEA):

The tensile test that was performed used tissue samples that were conditioned at 23° C +/- 1°C and 50% +/- 2% relative humidity for a minimum of 4 hours. The 2-ply samples were cut into 3 inch wide strips in the machine direction
10 (MD) and cross-machine direction (CD) using a precision sample cutter model JDC 15M-10, available from Thwing-Albert Instruments, a business having offices located in Philadelphia, Pennsylvania, U.S.A.

The gauge length of the tensile frame was set to four inches. The tensile frame was an Alliance RT/1 frame run with TestWorks 4 software. The tensile
15 frame and the software are available from MTS Systems Corporation, a business having offices located in Minneapolis, Minnesota, U.S.A.

A 3" strip was then placed in the jaws of the tensile frame and subjected to a strain applied at a rate of 25.4 cm per minute until the point of sample failure. The stress on the tissue strip is monitored as a function of the strain. The
20 calculated outputs included the peak load (grams-force/3", measured in grams-force), the peak stretch (%), calculated by dividing the elongation of the sample by

the original length of the sample and multiplying by 100%), the % stretch @ 500 grams-force, the tensile energy absorption (TEA) at break (grams-force*cm/cm², calculated by integrating or taking the area under the stress-strain curve up the point of failure where the load falls to 30% of its peak value), and the slope A
5 (kilograms-force, measured as the slope of the stress-strain curve from 57-150 grams-force).

Each tissue code (minimum of five replicates) was tested in the machine direction (MD) and cross-machine direction (CD). Geometric means of the tensile strength and tensile energy absorption (TEA) were calculated as the square root of
10 the product of the machine direction (MD) and the cross-machine direction (CD). This yielded an average value that is independent of testing direction. The samples that were used are shown below.

Elastic Modulus (Maximum Slope) and Geometric Mean Modulus (GMM) as Measures of Sheet Stiffness:

15 Elastic Modulus (Maximum Slope) E(kg_f) is the elastic modulus determined in the dry state and is expressed in units of kilograms of force. TAPPI conditioned samples with a width of 3 inches are placed in tensile tester jaws with a gauge length (span between jaws) of 4 inches. The jaws move apart at a crosshead speed of 25.4 cm/min and the slope is taken as the least squares fit of the data
20 between stress values of 57 grams of force and 150 grams of force. If the sample is too weak to sustain a stress of at least 200 grams of force without failure, an additional ply is repeatedly added until the multi-ply sample can withstand at least 200 grams of force without failure. The geometric mean modulus or geometric mean slope was calculated as the square root of the product of the machine
25 direction (MD) and the cross direction (CD) elastic moduli (maximum slopes), yielding an average value that is independent of testing direction.

The results of the testing are graphically illustrated in **Figs. 9 through 14**. As shown by the results, the additive composition of the present disclosure improved the geometric mean tensile strength of the samples and the geometric
30 mean total energy absorbed of the samples without significantly impacting sheet stiffness in comparison to the untreated sample and the sample treated with the silicone composition. Further, the ratio of geometric mean modulus to geometric mean tensile for the samples treated with additive compositions made according to

the present disclosure showed similar characteristics in comparison to the sample treated with the ethylene vinyl acetate copolymer binder. It was noticed, however, that the sheet blocking characteristics of the samples treated with the additive compositions were much better in relation to the sample treated with the ethylene vinyl acetate copolymer.

In addition to the results shown in the figures, subjective softness testing was also performed on the samples. The perceived softness of the samples treated with the additive compositions of the present disclosure were equivalent to the perceived softness of the sample treated with the silicone composition.

EXAMPLE 2

In this example, additive compositions made according to the present disclosure were printed onto an uncreped through-air dried (UCTAD) base web according to a pattern and creped from a creping drum. The additive composition was used to adhere the base web to the drum. The samples were then tested and compared to an uncreped through-air dried base web that was not subjected to a print creping process (Non-Inventive Sample No. 1) and to an uncreped through-air dried base web that was subjected to a similar print crepe process using an ethylene vinyl acetate copolymer (Non-Inventive Sample No. 2).

The uncreped through-air dried base web was formed in a process similar to the process shown in **Fig. 2**. The base sheet had a basis weight of about 50 gsm. More specifically, the base sheet was made from a stratified fiber furnish containing a center layer of fibers positioned between two outer layers of fibers. Both outer layers of the base sheet contained 100% northern softwood kraft pulp. One outer layer contained about 10.0 kilograms (kg) /metric ton (Mton) of dry fiber of a debonding agent (ProSoft® TQ1003 from Hercules, Inc.). The other outer layer contained about 5.0 kilograms (kg)/metric ton (Mton) of dry fiber of a dry and wet strength agent (KYMENE® 6500, available from Hercules, Incorporated, located in Wilmington, Delaware, U.S.A.). Each of the outer layers comprised about 30% of the total fiber weight of the sheet. The center layer, which comprised about 40% of the total fiber weight of the sheet, was comprised of 100% by weight of northern softwood kraft pulp. The fibers in this layer were also treated with 3.75 kg/Mton of ProSoft® TQ1003 debonder.

Various samples of the base sheet were then subjected to a print creping process. The print creping process is generally illustrated in **Fig. 8**. The sheet was fed to a gravure printing line where the additive composition was printed onto the surface of the sheet. One side of the sheet was printed using direct
 5 rotogravure printing. The sheet was printed with a 0.020 diameter "dot" pattern as shown in **Fig. 5** wherein 28 dots per inch were printed on the sheet in both the machine and cross-machine directions. The resulting surface area coverage was approximately 25%. The sheet was then pressed against and doctored off a
 10 rotating drum, causing the sheet temperature to range from about 180°F to 390°F, such as from about 200°F to 250°F. Finally the sheet was wound into a roll. Thereafter, the resulting print/print/creped sheet was converted into rolls of single-
 ply paper toweling in a conventional manner. The finished product had an air dry basis weight of approximately 55.8 gsm.

As described above, for comparative purposes, one sample was subjected
 15 to a similar print creping process using AIRFLEX® 426 binder obtained from Air Products, Inc. of Allentown, Pennsylvania. AIRFLEX® 426 is a flexible, non-crosslinking carboxylated vinyl acetate-ethylene terpolymer emulsion.

The additive compositions that were applied to the different samples are listed in the following tables. In the tables, AFFINITY™ EG8200 plastomer
 20 comprises an interpolymer of an ethylene and octene copolymer, while PRIMACOR™ 5980i comprises an ethylene acrylic acid copolymer. INDUSTRENE® 106 comprises an oleic acid. All three components were obtained from The Dow Chemical Company.

25

Sample No	Polymer (wt. ratios in parentheses)	Dispersing Agent	Dispersing Agent conc. (wt.%)
1	AFFINITY™ EG8200/PRIMACOR™ 5980i (60/40)	PRIMACOR™ 5980i / Industrene® 106	40.0 / 6.0
2	AFFINITY™ EG8200/PRIMACOR™ 5980i (60/40)	PRIMACOR 5980i™ / Industrene® 106	40.0 / 6.0
3	AFFINITY™ EG8200/PRIMACOR™ 5980i (60/40)	PRIMACOR 5980i™	40.0
4	AFFINITY™ EG8200/PRIMACOR™ 5980i (60/40)	PRIMACOR 5980i™	40.0

Sample No	Polymer Particle size (um)	Poly-dispersity	Solids (wt.%)	pH	Viscosity (cp)	Temp (oC)	RPM	Spindle
1	1.60	1.58	41.1	8.7	368	21.7	50	RV3
2	1.01	1.57	32.1	10.3	572	21.7	50	RV3
3	0.71	2.12	40.0	11.3	448	22.1	50	RV3
4	1.63	2.23	42.0	8.6	178	22.0	100	RV3

DOWICIL™ 200 antimicrobial, which is a preservative with the active composition of 96% cis 1-(3-chloroallyl)-3,5,7-triaza-1-azoniaadamantane chloride (also known as Quaternium-15) obtained from The Dow Chemical Company was also present in each of the additive compositions.

The samples were subjected to the tests described in Example 1. In addition, the following test was also conducted on the samples.

Wet/Dry Tensile Test (% in the cross machine direction)

The dry tensile test is described in Example 1, with the gauge length (span between jaws) being 2 inches.. Wet tensile strength was measured in the same manner as dry strength except that the samples were wetted prior to testing. Specifically, in order to wet the sample, a 3"x 5" tray was filled with distilled or deionized water at a temperature of 23± 2°C. The water is added to the tray to an approximate one cm depth.

A 3M "Scotch-Brite" general purpose scrubbing pad is then cut to dimensions of 2.5"x 4". A piece of masking tape approximately 5" long is placed along one of the 4" edges of the pad. The masking tape is used to hold the scrubbing pad.

The scrubbing pad is then placed into the water with the taped end facing up. The pad remains in the water at all times until testing is completed. The sample to be tested is placed on blotter paper that conforms to TAPPI T205. The scrubbing pad is removed from the water bath and tapped lightly three times on a screen associated with the wetting pan. The scrubbing pad is then gently placed on the sample parallel to the width of the sample in the approximate center. The scrubbing pad is held in place for approximately one second. The sample is then immediately put into the tensile tester and tested.

To calculate the wet/dry tensile strength ratio, the wet tensile strength value was divided by the dry tensile strength value.

The results obtained are illustrated in **Figs. 15-19**. As shown in the figures, the additive compositions improved the geometric mean tensile and the geometric mean total energy absorbed of the tissue samples without significantly impacting sheet stiffness relative to the untreated sample. It was also observed during the testing that the additive compositions did not create sheet blocking problems in comparison to the samples treated with the ethylene vinyl acetate copolymer.

EXAMPLE 3

In this example, tissue webs were made generally according to the process illustrated in **Fig. 3**. In order to adhere the tissue web to a creping surface, which in this embodiment comprised a Yankee dryer, additive compositions made according to the present disclosure were sprayed onto the dryer prior to contacting the dryer with the web. The samples were then subjected to various standardized tests.

For purposes of comparison, samples were also produced using a standard PVOH/KYMENE crepe package.

In this example, 2-ply tissue products were produced and tested according to the same tests described in Examples 1 and 2. The following process was used to produce the samples.

Initially, 80 pounds of air-dried softwood kraft (NSWK) pulp was placed into a pulper and disintegrated for 15 minutes at 4% consistency at 120 degrees F. Then, the NSWK pulp was refined for 15 minutes, transferred to a dump chest and subsequently diluted to approximately 3% consistency. (Note: Refining fibrillates fibers to increase their bonding potential.) Then, the NSWK pulp was diluted to about 2% consistency and pumped to a machine chest, such that the machine chest contained 20 air-dried pounds of NSWK at about 0.2-0.3% consistency. The above softwood fibers were utilized as the inner strength layer in a 3-layer tissue structure.

Two kilograms KYMENE® 6500, available from Hercules, Incorporated, located in Wilmington, Delaware, U.S.A., per metric ton of wood fiber and two kilograms per metric ton of wood fiber PAREZ® 631 NC, available from LANXESS Corporation., located in Trenton, New Jersey, U.S.A., was added and allowed to mix with the pulp fibers for at least 10 minutes before pumping the pulp slurry through the headbox.

Forty pounds of air-dried Aracruz ECF, a eucalyptus hardwood Kraft (EHWK) pulp available from Aracruz, located in Rio de Janeiro, RJ, Brazil, was placed into a pulper and disintegrated for 30 minutes at about 4% consistency at 120 degrees Fahrenheit. The EHWK pulp was then transferred to a dump chest
5 and subsequently diluted to about 2% consistency.

Next, the EHWK pulp slurry was diluted, divided into two equal amounts, and pumped at about 1% consistency into two separate machine chests, such that each machine chest contained 20 pounds of air-dried EHWK. This pulp slurry was subsequently diluted to about 0.1% consistency. The two EHWK pulp fibers
10 represent the two outer layers of the 3-layered tissue structure.

Two kilograms KYMENE® 6500 per metric ton of wood fiber was added and allowed to mix with the hardwood pulp fibers for at least 10 minutes before pumping the pulp slurry through the headbox.

The pulp fibers from all three machine chests were pumped to the headbox
15 at a consistency of about 0.1%. Pulp fibers from each machine chest were sent through separate manifolds in the headbox to create a 3-layered tissue structure. The fibers were deposited on a forming fabric. Water was subsequently removed by vacuum.

The wet sheet, about 10-20% consistency, was transferred to a press felt or
20 press fabric where it was further dewatered. The sheet was then transferred to a Yankee dryer through a nip via a pressure roll. The consistency of the wet sheet after the pressure roll nip (post-pressure roll consistency or PPRC) was approximately 40%. The wet sheet adhered to the Yankee dryer due to an adhesive that is applied to the dryer surface. Spray booms situated underneath
25 the Yankee dryer sprayed either an adhesive package, which is a mixture of polyvinyl alcohol/KYMENE®/Rezsol 2008M, or an additive composition according to the present disclosure onto the dryer surface. Rezsol 2008M is available from Hercules, Incorporated, located in Wilmington, Delaware, U.S.A.

One batch of the typical adhesive package on the continuous handsheet
30 former (CHF) typically consisted of 25 gallons of water, 5000mL of a 6% solids polyvinyl alcohol solution, 75mL of a 12.5% solids KYMENE® solution, and 20mL of a 7.5% solids Rezsol 2008M solution.

The additive compositions according to the present disclosure varied in solids content from 2.5% to 10%.

The sheet was dried to about 95% consistency as it traveled on the Yankee dryer and to the creping blade. The creping blade subsequently scraped the tissue sheet and small amounts of dryer coating off the Yankee dryer. The creped tissue base sheet was then wound onto a 3" core into soft rolls for converting. Two rolls of the creped tissue were then rewound and plied together so that both creped sides were on the outside of the 2-ply structure. Mechanical crimping on the edges of the structure held the plies together. The plied sheet was then slit on the edges to a standard width of approximately 8.5 inches and folded. Tissue samples were conditioned and tested.

The additive compositions of the present disclosure that were applied to the samples and tested in this example are as follows:

Sample No.	Polymer (wt. ratios in parentheses)	Dispersing Agent	Dispersing Agent conc. (wt.%)	% Solids
1	AFFINITY™ EG8200/PRIMACOR™ 5980i (60/40)	PRIMACOR™ 5980i / Industrene® 106	40.0 / 6.0	2.5
2	AFFINITY™ EG8200/PRIMACOR™ 5980i (60/40)	PRIMACOR™ 5980i	40.0	2.5
3	AFFINITY™ EG8200/PRIMACOR™ 5980i (60/40)	PRIMACOR™ 5980i / Industrene® 106	40.0 / 6.0	5
4	AFFINITY™ EG8200/PRIMACOR™ 5980i (60/40)	PRIMACOR™ 5980i	40.0	5
5	AFFINITY™ EG8200/PRIMACOR™ 5980i (60/40)	PRIMACOR™ 5980i / Industrene® 106	40.0 / 6.0	10

15

Sample No	Polymer			pH	Viscosity (cp)	Temp (oC)	RPM	Spindle
	Particle size (um)	Poly-dispersity	Solids (wt.%)					
1	1.01	1.57	32.1	10.3	572	21.7	50	RV3
2	0.71	2.12	40.0	11.3	448	22.1	50	RV3
3	1.01	1.57	32.1	10.3	572	21.7	50	RV3
4	0.71	2.12	40.0	11.3	448	22.1	50	RV3
5	1.01	1.57	32.1	10.3	572	21.7	50	RV3

DOWICIL™ 200 antimicrobial, which is a preservative with the active composition of 96% cis 1-(3-chloroallyl)-3,5,7-triaza-1-azoniaadamantane chloride(also known as Quaternium-15) obtained from The Dow Chemical Company, was also present in each of the additive compositions.

5 As shown above, the percent solids in solution for the different additive compositions was varied. Varying the solids content in solution also varies the amount of solids incorporated into the base web. For instance, at 2.5% solution solids, it is estimated that from about 35 kg/MT to about 60 kg/MT solids is incorporated into the tissue web. At 5% solution solids, it is estimated that from
10 about 70 kg/MT to about 130 kg/MT solids is incorporated into the tissue web. At 10% solution solids, it is estimated that from about 140 kg/MT to about 260 kg/MT solids is incorporated into the tissue web.

The results of this example are illustrated in **Figs. 20-24**. As shown in **Fig. 20**, for instance, the geometric mean tensile strength of the samples made
15 according to the present disclosure were greater than the non-inventive sample treated with the conventional bonding material. Similar results were also obtained for the geometric mean total energy absorbed.

In addition to testing the properties of the samples, some of the samples were also photographed. For instance, referring to **Figs. 25A, 25B, 25C** and **25D**,
20 four of the samples are shown at 500 times magnification. In particular, **Fig. 25A** represents a photograph of the non-inventive sample, **Fig. 25B** is a photograph of Sample No. 1, **Fig. 25C** is a photograph of Sample No. 3, and **Fig. 25D** is a photograph of Sample No. 5. As shown, the additive composition of the present disclosure tends to form a discontinuous film over the surface of the tissue web.
25 Further, the greater the solution solids, the greater the amount of film formation. These figures indicate that the additive composition generally remains on the surface of the tissue web.

Referring to **Fig. 26**, a photograph of the cross section of the same sample illustrated in **Fig. 25D** is shown. As can be seen in the photograph, even at 10%
30 solution solids, most of the additive composition remains on the surface of the tissue web. In this regard, the additive composition penetrates the web in an amount less than about 25% of the thickness of the web, such as less than about

15% of the thickness of the web, such as less than about 5% of the thickness of the web.

In this manner, it is believed that the additive composition provides a significant amount of strength to the tissue web. Further, because the film is discontinuous, the wicking properties of the web are not substantially adversely affected. Of particular advantage, these results are obtained without also a substantial increase in stiffness of the tissue web and without a substantial decrease in the perceived softness.

EXAMPLE 4

In this example, tissue webs made according to the present disclosure were compared to commercially available products. The samples were subjected to various tests. In particular, the samples were subjected to a "Stick-Slip Parameter Test" which measures the perceived softness of the product by measuring the spacial and temporal variation of a drag force as skin simulant is dragged over the surface of the sample.

More particularly, the following tests were performed in this example.

Stick-Slip Test

Stick-Slip occurs when the static coefficient of friction ("COF") is significantly higher than the kinetic COF. A sled pulled over a surface by a string will not move until the force in the string is high enough to overcome the static COF times the normal load. However, as soon as the sled starts to move the static COF gives way to the lower kinetic COF, so the pulling force in the string is unbalanced and the sled accelerates until the tension in the string is released and the sled stops (sticks). The tension then builds again until it is high enough to overcome the static COF, and so on. The frequency and amplitude of the oscillations depend upon the difference between the static COF and the kinetic COF, but also upon the length and stiffness of the string (a stiff, short string will let the force drop down almost immediately when the static COF is overcome so that the sled jerks forward only a small distance), and upon the speed of travel. Higher speeds tend to reduce Stick-Slip behavior.

Static COF is higher than kinetic COF because two surfaces in contact under a load tend to creep and comply with each other and increase the contact area between them. COF is proportional to contact area so more time in contact

gives a higher COF. This helps explain why higher speeds give less Stick-Slip: there is less time after each slip event for the surfaces to comply and for the static COF to rise. For many materials the COF decreases with higher speed sliding because of this reduced time for compliance. However, some materials (typically soft or lubricated surfaces) actually show an increase in COF with increasing speed because the surfaces in contact tend to flow either plastically or viscoelastically and dissipate energy at a rate proportional to the rate at which they are sheared. Materials which have increasing COF with velocity do not show Stick-Slip because it would take more force to make the sled jerk forward than to continue at a constant slower rate. Such materials also have a static COF equal to their kinetic COF. Therefore, measuring the slope of the COF versus velocity curve is a good means of predicting whether a material is likely to show Stick-Slip: more negative slopes will Stick-Slip easily, while more positive slopes will not Stick-Slip even at very low velocities of sliding.

According to the Stick-Slip Test, the variation in COF with velocity of sliding is measured using an Alliance RT/1 tensile frame equipped with MTS TestWorks 4 software. A diagram of part of the testing apparatus is shown in **Fig. 27**. As illustrated, a plate is fixed to the lower part of the frame, and a tissue sheet (the sample) is clamped to this plate. An aluminum sled with a 1.5" by 1.5" flat surface with a ½" radius on the leading and trailing edges is attached to the upper (moving part) of the frame by means of a slender fishing line (30 lb, Stren clear monofilament from Remington Arms Inc, Madison, NC) lead through a nearly frictionless pulley up to a 50 N load cell. A 50.8 mm wide sheet of collagen film is clamped flat to the underside of the sled by means of 32 mm binder clips on the front and back of the sled. The total mass of the sled, film and clips is 81.1 g. The film is larger than the sled so that it fully covers the contacting surfaces. The collagen film may be obtained from NATURIN GmbH, Weinheim, Germany, under the designation of COFFI (Collagen Food Film), having a basis weight of 28 gsm. Another suitable film may be obtained from Viscofan USA Inc, 50 County Court, Montgomery AL 36105. The films are embossed with a small dot pattern. The flatter side of the film (with the dots dimpled down) should be facing down toward the tissue on the sled to maximize contact area between the tissue and collagen.

The samples and the collagen film should be conditioned at 72°F and 50% RH for at least 6 hours prior to testing.

The tensile frame is programmed to drag the sled at a constant velocity (V) for a distance of 1 cm while the drag force is measured at a frequency of 100 hz.

- 5 The average drag force measured between 0.2 cm and 0.9 cm is calculated, and kinetic COF is calculated as:

$$COF_v = \frac{f}{81.1} \quad (1)$$

Where f is the average drag force in grams, and 81.1 g is the mass of the sled, clips and film.

- 10 For each sample the COF is measured at 5, 10, 25, 50 and 100 cm/min. A new piece of collagen film is used for each sample.

The COF varies logarithmically with velocity, so that the data is described by the expression:

$$COF = a + SSP \ln(V)$$

- 15 Where a is the best fit COF at 1cm/min and SSP is the Stick-Slip Parameter, showing how the COF varies with velocity. A higher value of SSP indicates a more lotiony, less prone to Stick-Slip sheet. SSP is measured for four tissue sheet samples for each code and the average is reported.

Hercules Size Test (HST)

- 20 The "Hercules Size Test" (HST) is a test that generally measures how long it takes for a liquid to travel through a tissue sheet. Hercules size testing was done in general accordance with TAPPI method T 530 PM-89, Size Test for Paper with Ink Resistance. Hercules Size Test data was collected on a Model HST tester using white and green calibration tiles and the black disk provided by the
 25 manufacturer. A 2% Naphthol Green N dye diluted with distilled water to 1% was used as the dye. All materials are available from Hercules, Inc., Wilmington, Delaware.

- All specimens were conditioned for at least 4 hours at 23+/-1°C and 50 +/- 2% relative humidity prior to testing. The test is sensitive to dye solution
 30 temperature so the dye solution should also be equilibrated to the controlled condition temperature for a minimum of 4 hours before testing.

Six (6) tissue sheets as commercially sold (18 plies for a 3-ply tissue

product, 12 plies for a two-ply product, 6 plies for a single ply product, etc.) form the specimen for testing. Specimens are cut to an approximate dimension of 2.5 X 2.5 inches. The instrument is standardized with white and green calibration tiles per the manufacturer's directions. The specimen (12 plies for a 2-ply tissue
5 product) is placed in the sample holder with the outer surface of the plies facing outward. The specimen is then clamped into the specimen holder. The specimen holder is then positioned in the retaining ring on top of the optical housing. Using the black disk, the instrument zero is calibrated. The black disk is removed and 10 +/-0.5 milliliters of dye solution is dispensed into the retaining ring and the timer
10 started while placing the black disk back over the specimen. The test time in seconds (sec.) is recorded from the instrument.

Extraction Method for Determining Additive Content in Tissue

One method for measuring the amount of additive composition in a tissue sample is removal of the additive composition in a suitable solvent. Any suitable
15 solvent may be selected, provided that it can dissolve at least a majority of the additive present in the tissue. One suitable solvent is Xylene.

To begin, a tissue sample containing the additive composition (3 grams of tissue minimum per test) was placed in an oven set at 105°C overnight to remove all water. The dried tissue was then sealed in a metal can with a lid and allowed to
20 cool in a dessicator containing calcium sulfate dessicant to prevent absorption of water from the air. After allowing the sample to cool for 10 minutes, the weight of the tissue was measured on a balance with an accuracy of ± 0.0001 g. and the weight recorded (W_1).

The extraction was performed using a soxhlet extraction apparatus. The
25 soxhlet extraction apparatus consisted of a 250 ml glass round bottom flask connected to a soxhlet extraction tube (Corning® no. 3740-M, with a capacity to top of siphon of 85 ml) and an Allihn condenser (Corning® no. 3840-MCO). The condenser was connected to a fresh cold water supply. The round bottom flask was heated from below using an electrically heated mantle (Glas Col, Terre Haute,
30 IN USA) controlled by a variable auto transformer (Superior Electric Co., Bristol, CT USA).

To conduct an extraction, the pre-weighed tissue containing the additive composition was placed into a 33 mm x 80 mm cellulose extraction thimble

(Whatman International Ltd, Maidstone, England). The thimble was then put into the soxhlet extraction tube and the tube connected to the round bottom flask and the condenser. Inside the round bottom flask was 150 ml of xylene solvent. The heating mantle was energized and water flow through the condenser was initiated.

5 The variable auto transformer heat control was adjusted such that the soxhlet tube filled with xylene and cycled back into the round bottom flask every 15 minutes. The extraction was conducted for a total of 5 hours (approximately 20 cycles of xylene through the soxhlet tube). Upon completion the thimble containing the tissue was removed from the soxhlet tube and allowed to dry in a hood. The tissue
10 was then transported to an oven set at 150°C and dried for 1 hour to remove excess xylene solvent. This oven was vented to a hood. The dry tissue was then placed in an oven set at 105°C overnight. The next day the tissue was removed, placed in a metal can with a lid, and allowed to cool in a desiccator containing calcium sulfate desiccant for 10 minutes. The dry, cooled extracted tissue weight
15 was then measured on a balance with an accuracy of ± 0.0001 g. and the weight recorded (W_2).

The % xylene extractives was calculated using the equation below:

$$\% \text{ xylene extractives} = 100 \times (W_1 - W_2) \div W_1$$

20

Because not all of the additive composition may extract in the selected solvent, it was necessary to construct a calibration curve to determine the amount of additive composition in an unknown sample. A calibration curve was developed by first applying a known amount of additive to the surface of a pre-weighed tissue
25 (T_1) using an air brush. The additive composition was applied evenly over the tissue and allowed to dry in an oven at 105°C overnight. The weight of the treated tissue was then measured (T_2) and the weight % of additive was calculated using the equation below:

30

$$\% \text{ additive} = 100 \times (T_2 - T_1) \div T_1$$

Treated tissues over a range of additive composition levels from 0% to 13% were produced and tested using the soxhlet extraction procedure previously

described. The linear regression of % xylene extractives (Y variable) vs. % additive (X variable) was used as the calibration curve.

Calibration curve: % xylene extractives = $m(\% \text{ additive}) + b$

5

or: % additive = $(\% \text{ xylene extractives} - b) / m$

where: m = slope of linear regression equation

b = y-intercept of linear regression equation

10

After a calibration curve has been established, the additive composition of a tissue sample can be determined. The xylene extractives content of a tissue sample was measured using the soxhlet extraction procedure previously described. The % additive in the tissue was then calculated using the linear regression equation:

15

% additive = $(\% \text{ xylene extractives} - b) / m$

where: m = slope of linear regression equation

20

b = y-intercept of linear regression equation

A minimum of two measurements were made on each tissue sample and the arithmetic average was reported as the % additive content.

Dispersibility-Slosh Box Measurements

25

The slosh box used for the dynamic break-up of the samples consists of a 14"Wx18"Dx12"H plastic box constructed from 0.5" thick Plexiglas with a tightly fitting lid. The box rests on a platform, with one end attached to a hinge and the other end attached to a reciprocating cam. The amplitude of the rocking motion of the slosh box is ± 2 " (4" range). The speed of the sloshing action is variable but was set to a constant speed of 20 revolutions per minute of the cam, or 40 sloshes per minute. A volume of 2000 mL of either the "tap water" or "soft water" soak solution was added to the slosh box before testing. The tap water solution can contain about 112 ppm HCO_3^- , 66 ppm Ca^{2+} , 20 ppm Mg^{2+} , 65 ppm Na^+ , 137 ppm

30

Cl⁻, 100 ppm SO₄²⁻ with a total dissolved solids of 500 ppm and a calculated water hardness of about 248 ppm equivalents CaCO₃. The soft water solution, on the other hand, contains about 6.7 ppm Ca²⁺, 3.3 ppm Mg²⁺, and 21.5 ppm Cl⁻ with a total dissolved solids of 31.5 ppm and a calculated water hardness of about

5 30 ppm equivalents CaCO₃. A sample was unfolded and placed in the slosch box. The slosch box was started and timing was started once the sample was added to the soak solution. The break-up of the sample in the slosch box was visually observed and the time required for break-up into pieces less than about 1" square in area was recorded. At least three replicates of the samples were recorded and

10 averaged to achieve the recorded values. Sample which do not break-up into pieces less than about 1" square in area within 24 h in a particular soak solution are considered non-dispersible in that soak solution by this test method.

In this example, 14 tissue samples were made according to the present disclosure and subjected to at least one of the above tests and compared to

15 various commercially available tissue products.

The first three samples made according to the present disclosure (Sample Nos. 1, 2 and 3 in the table below) were made generally according to the process described in Example 3 above.

Tissue web samples 4 through 7, on the other hand, were made generally

20 according to the process illustrated in **Fig. 3**. In order to adhere the tissue web to a creping surface, which in this embodiment comprised a Yankee dryer, additive compositions made according to the present disclosure were sprayed onto the dryer prior to contacting the dryer with the web. Two-ply or three-ply tissue products were produced. The samples were then subjected to various

25 standardized tests.

Initially, softwood kraft (NSWK) pulp was dispersed in a pulper for 30 minutes at 4% consistency at about 100 degrees F. Then, the NSWK pulp was transferred to a dump chest and subsequently diluted to approximately 3% consistency. Then, the NSWK pulp was refined at 4.5 hp-days/metric ton. The

30 above softwood fibers were utilized as the inner strength layer in a 3-layer tissue structure. The NSWK layer contributed approximately 34% of the final sheet weight.

Two kilograms KYMENE® 6500, available from Hercules, Incorporated, located in Wilmington, Delaware, U.S.A., per metric ton of wood fiber was added to the furnish prior to the headbox.

Aracruz ECF, a eucalyptus hardwood Kraft (EHWK) pulp available from
5 Aracruz, located in Rio de Janeiro, RJ, Brazil, was dispersed in a pulper for 30 minutes at about 4% consistency at about 100 degrees Fahrenheit. The EHWK pulp was then transferred to a dump chest and subsequently diluted to about 3% consistency. The EHWK pulp fibers represent the two outer layers of the 3-layered tissue structure. The EHWK layers contributed approximately 66% of the final
10 sheet weight.

Two kilograms KYMENE® 6500 per metric ton of wood fiber was added to the furnish prior to the headbox.

The pulp fibers from the machine chests were pumped to the headbox at a consistency of about 0.1%. Pulp fibers from each machine chest were sent
15 through separate manifolds in the headbox to create a 3-layered tissue structure. The fibers were deposited onto a felt in a Crescent Former, similar to the process illustrated in **Fig. 3**.

The wet sheet, about 10-20% consistency, was adhered to a Yankee dryer, traveling at about 2500 fpm, (750 mpm) through a nip via a pressure roll. The
20 consistency of the wet sheet after the pressure roll nip (post-pressure roll consistency or PPRC) was approximately 40%. The wet sheet adhered to the Yankee dryer due to the additive composition that is applied to the dryer surface. Spray booms situated underneath the Yankee dryer sprayed the additive composition, described in the present disclosure, onto the dryer surface at an
25 addition level of 100 to 600 mg/m².

To prevent the felt from becoming contaminated by the additive composition, and to maintain desired sheet properties, a shield was positioned between the spray boom and the pressure roll.

The sheet was dried to about 95% - 98% consistency as it traveled on the
30 Yankee dryer and to the creping blade. The creping blade subsequently scraped the tissue sheet and a portion of the additive composition off the Yankee dryer. The creped tissue base sheet was then wound onto a core traveling at about

1970 fpm (600 mpm) into soft rolls for converting. The resulting tissue base sheet had an air-dried basis weight of 14.2 g/m². Two or three soft rolls of the creped tissue were then rewound and plied together so that both creped sides were on the outside of the 2- or 3-ply structure. Mechanical crimping on the edges of the structure held the plies together. The plied sheet was then slit on the edges to a standard width of approximately 8.5 inches and folded. Tissue samples were conditioned and tested.

The additive composition that was applied to Sample Nos. 4 through 7 and tested is as follows:

Polymer (wt. ratios in parentheses)	Dispersing Agent	Dispersing Agent conc. (wt.%)
AFFINITY™ EG8200/PRIMACOR™ 5986 (60/40)	PRIMACOR™ 5986	40.0

Polymer							
Particle size (um)	Poly-dispersity	Solids (wt.%)	pH	Viscosity (cp)	Temp (oC)	RPM	Spindle
0.71	2.12	40.0	11.3	448	22.1	50	RV3

DOWICIL™ 75 antimicrobial, which is a preservative with the active composition of 96% cis 1-(3-chloroallyl)-3,5,7-triaza-1-azoniaadamantane chloride(also known as Quaternium-15) obtained from The Dow Chemical Company, was also present in each of the additive compositions.

The percent solids in solution for the different additive compositions was varied to deliver 100 to 600 mg/m² spray coverage on the Yankee Dryer. Varying the solids content in solution also varies the amount of solids incorporated into the base web. For instance, at 100 mg/m² spray coverage on the Yankee Dryer, it is estimated that about 1% additive composition solids is incorporated into the tissue web. At 200 mg/m² spray coverage on the Yankee Dryer, it is estimated that about 2% additive composition solids is incorporated into the tissue web. At 400 mg/m² spray coverage on the Yankee Dryer, it is estimated that about 4% additive composition solids is incorporated into the tissue web.

Sample Nos. 8 through 13, on the other hand, were produced according to the process described in Example No. 2 above.

Tissue Sample No. 14, on the other hand, comprised a 2-ply product. Tissue Sample No. 14 was made similar to the process described in Example 3.

5 The tissue web, however, was substantially dry prior to being attached to the dryer drum using the additive composition.

Prior to testing, all of the samples were conditioned according to TAPPI standards. In particular, the samples were placed in an atmosphere at 50% relative humidity and 72°F for at least four hours.

10 The following results were obtained:

Sample No.	Identification of Control Samples	# plies	Basis Weight - Bone Dry (gsm)	Basis Weight (gsm)	Additive Composition Coverage (mg/m ²)	GMI (g/3")	CMT/ply	HST (seconds)	Xylene extraction add-on (%)	Dispersibility Slesh Box (min)	Stick-Slip Result
Control 1	PUFF's Plus (Procter & Gamble)	2			0						-0.020
Control 2	CELEB Glycenn Treated Tissue (Nepia)	2			0						-0.019
Control 3	KLEENEX Ultra (Kimberly-Clark)	3	39.21		0	880	293	65.8			-0.018
Control 4	PUFFS (Procter & Gamble)	2			0	672	336				-0.018
Control 5	KLEENEX Lotion (Kimberly-Clark)	3			0						-0.017
Control 6	KLEENEX (Kimberly-Clark)	2	26.53		0	622	311	1.2			-0.012
Control 7	COTTONELLE Ultra (Kimberly-Clark)	2			0					1.1	-0.013
Control 8	ANDREX (Kimberly-Clark)	2			0					0.1	-0.017
Control 9	CHARMIN Ultra (Procter & Gamble)	2			0					1.9	-0.018
Control 10	CHARMIN Plus (Procter & Gamble)	2			0						-0.018
Control 11	CHARMIN Giant (Procter & Gamble)	1			0						-0.021
1		2			2804			1.5	23.8		0.058
2		2			701	927	464		6.8		0.054
3		2			1402	1170	585		13.3		0.070
4		2	27.32		200	792	396	4.1	1.2		0.000
5		2	26.89		400	775	388	7	4.1		0.016
6		3	39.93		400	1067	356	9.8	3.3		0.018
7		2			431	874	437		3.2*		0.023
8		1		42.6	822	387		0.7	3.8	0	0.001
9		1		41.7	800	764					0.018
10		1		29	310	1087					0.000
11		1		31.5	355	1685					-0.002
12		1		36.6	2633	500					0.059
13		1		30.8	411	563				0	0.0
14		2		28	411	1457		1.2	1.4	0.5	-0.006

As shown above, the samples made according to the present disclosure had good water absorbency rates as shown by the Hercules Size Test. In particular, samples made according to the present disclosure had an HST of well below 60 seconds, such as below 30 seconds, such as below 20 seconds, such as
5 below 10 seconds. In fact, many of the samples had an HST of less than about 2 seconds.

In addition to being very water absorbent, bath tissue samples made according to the present disclosure even containing the additive composition had good dispersibility characteristics. For instance, as shown, the samples had a
10 dispersibility of less than about 2 minutes, such as less than about 1-1/2 minutes, such as less than about 1 minute.

As also shown by the above table, samples made according to the present disclosure had superior Stick-Slip characteristics. The Stick-Slip data is also graphically illustrated as **Fig. 28**. As shown, samples made according to the
15 present disclosure had a Stick-Slip of from about -0.007 to about 0.1. More particularly, samples made according to the present disclosure had a Stick-Slip of greater than about -0.006, such as greater than about 0. All of the comparative examples, on the other hand, had lower Stick-Slip numbers.

Example 5

20 Tissue samples made according to the present disclosure were prepared similar to the process described in Example No. 4 above. In this example, the additive composition was applied to the first sample in a relatively heavy amount and to a second sample in a relatively light amount. In particular, Sample No. 1 contained the additive composition in an amount of 23.8% by weight. Sample
25 No. 1 was made similar to the manner in which Sample No. 1 was produced in Example No. 4 above. Sample No. 2, on the other hand, contained the additive composition in an amount of about 1.2% by weight. Sample No. 2 was made generally in the same manner as Sample No. 4 was made in Example No. 4 above.

30 After the samples were prepared, one surface of each sample was photographed using a scanning electron microscope.

The first sample containing the additive composition in an amount of 23.8% by weight is illustrated in **Figs. 29** and **30**. As shown, in this sample, the additive composition forms a discontinuous film over the surface of the product.

Figs. 31-34, on the other hand, are photographs of the sample containing the additive composition in an amount of about 1.2% by weight. As shown, at relatively low amounts, the additive composition does not form an interconnected network. Instead, the additive composition is present on the surface of the product in discrete and separate areas. Even at the relatively low amounts, however, the tissue product still has a lotiony and soft feel.

Example 6

In this example, various compositions were printed onto an uncreped through-air dried (UCTAD) base web according to a pattern and creped from a creping drum. The compositions were used to adhere the base web to the drum. The samples were then tested for blocking, which refers to the tendency of two adjacent sheets to stick together.

More particularly, the blocking test performed in this example is as follows.

Blocking Test

1. Obtain samples of base sheets to be tested. The samples are cut so as to be 3 inches wide and 6 to 7 inches long. The width of the samples is the cross-machine direction while the length is the machine direction of the base sheet.

2. Take two identical samples and place one on top of the other. When testing creped tissue sheets, the uncreped side of each sheet faces upwards. Thus, the uncreped side of the bottom sheet is placed in contact with the creped side of the top sheet.

3. Repeat step 2 above until five samples or stacks have been prepared.

4. Place a piece of LEXAN PLEXIGLAS on a flat surface. The LEXAN PLEXIGLAS has a thickness of $\frac{1}{4}$ inch. A piece of printing and copying paper, twenty pound, of dimensions 8.5 inches x 11 inches and 98 brightness is placed on top of the LEXAN PLEXIGLAS.

5. Place the stacked samples on top of each other on the PLEXIGLAS. Each stacked sample is separated by the copy paper as shown in **Fig. 38**.

6. A piece of the printing and copying paper, twenty pound, of dimensions 8.5 inches x 11 inches and 98 brightness is then placed on the top sample and the resulting stack is topped with another piece of the LEXAN PLEXIGLAS as also shown in **Fig. 38**.

5 7. A 26-pound weight is placed on the top piece of PLEXIGLAS as also shown in **Fig. 38**. The entire structure is then placed in an aging chamber controlled at 40°C and 75% relative humidity for five days.

8. After aging, each sample is then removed from the structure shown in **Fig. 38**. Each sample is then placed in a tensile tester equipped with a
10 computerized data-acquisition system that is capable of calculating an average peel strength in grams force. The tensile tester is a Sintech Tensile Tester loaded with TESTWORKS software. In the TESTWORKS software, the 640-W peel method is used in which the jaw spacing is set to one inch.

9. Take the first sample and gently begin to separate the two tissue
15 sheets along a top edge. Place one sheet of the sample in the lower jaw and the other sheet of the sample in the upper jaw of the tensile tester. When using creped tissue sheets, the creped side of the sample is visible and facing out.

10. Start the test to measure the blocking force. In particular, the tensile tester peels the two sheets apart. Peeling occurs along the length (machine
20 direction) of the sample. The test is repeated for all five samples produced and the blocking force is measured and averaged for the five samples.

In this example, the uncreped through-air dried base webs were formed in a process similar to the process shown in **Fig. 2**. The base sheets had a basis weight of from 42.7 gsm to 44.5 gsm. The base sheet was made from 100%
25 northern softwood kraft pulp.

As described above, after being formed, the base sheets were then subjected to a print creping process. The print creping process is generally illustrated in **Fig. 8**. The sheet was fed into a gravure printing line where a creping composition was printed onto the surface of the sheet similar to the process
30 described in Example 2 above.

In a first set of samples, a creping adhesive was applied to the base sheet. An additive composition made in accordance with the present disclosure was then added in different amounts to the creping adhesive. Finally, samples were made

containing only the additive composition made in accordance with the present disclosure.

The creping adhesive used was AIRFLEX 426 binder obtained from Air Products, Inc. of Allentown, Pennsylvania. AIRFLEX 426 is a flexible, non-
 5 crosslinking carboxylated vinyl acetate-ethylene terpolymer emulsion.

The additive composition made according to the present disclosure was as follows:

Polymer (wt. ratios in parentheses)		Dispersing Agent	Dispersing Agent conc. (wt.%)
AFFINITY™ EG8200/PRIMACOR™ 5986i (60/40)		PRIMACOR™ 5986i	40.0

Polymer Particle size (um)	Poly- dispersity	Solids (wt.%)	pH	Viscosity (cp)	Temp (oC)	RPM	Spindle
0.71	2.12	40.0	11.3	448	22.1	50	RV3

10 The following samples were produced containing the creping adhesive and the additive composition in the following percentages:

Sample No.	% Creping Adhesive	% Additive Composition
15 1	100	0
2	98	2
3	90	10
4	75	25
20 5	0	100

Sheet blocking was tested for each of the above samples according to the process described above. The blocking results are illustrated in **Fig. 39**. The samples were also tested for GMT, GMTEA, GMM/GMT and for wet/dry tensile in
 25 the cross direction. The following results were obtained.

Sample No.	GMT(gf)	GMTEA (J/m ²)	GMod/GMT	Cross Direction W/D(%)
1	1720	36.8	3.71	55
Untreated	1055	21.4	4.02	34
2	1061	22.3	3.83	33
3	1224	23.8	4.09	34
4	1416	25.8	4.84	30
5	2783	41.5	6.54	45

As shown in **Fig. 39**, sheet blocking drastically reduced as the amount of the additive composition increased in the creping composition. In fact, sheet blocking was substantially non-existent in Sample No. 5 that did not contain any of the creping adhesive.

As shown in the above table, the additive composition according to the present disclosure also significantly increases the geometric mean tensile strength of the base sheet in comparison to the substantially identical but untreated sample. For instance, the geometric mean tensile strength more than doubled between the untreated sample and Sample No. 5 that contained only the additive composition.

In this regard, based on various factors, the geometric mean tensile strength of base sheets treated in accordance with the present disclosure may increase more than 10%, more than 25%, more than 50%, more than 75%, more than 100%, more than 125%, more than 150%, more than 175%, and even more than 200% in comparison to a substantially identical untreated sample.

As also shown from the above table, various other properties of the base sheet were improved when the base sheet was treated with the additive composition made in accordance with the present disclosure in comparison to the untreated sample.

In the next set of samples, various other additives were combined with the creping adhesive. In particular, the creping adhesive mixture in addition to the AIRFLEX 426 binder contained KYMENE 6500 available from Hercules, Incorporated. KYMENE 6500 is a wet strength agent. The creping adhesive mixture also contained HERCOBOND available from Hercules, Incorporated,

PROTOCOL CB2008 defoamer available from Hercules, Incorporated and sodium hydroxide.

Chemistry	% of Composition
AIRFLEX 426	43.3
Protocol CB2008	0.2
Water	32
Kymene 6500	13.6
Hercobond 1366	9.1
NaOH (10%)	1.8

- 5 The following samples were produced containing combinations of the creping adhesive mixture and the additive composition made in accordance with the present disclosure:

10	<u>Sample No.</u>	<u>% Creping Adhesive Mixture</u>	<u>% Additive Composition</u>
	6	100	0
	7	97.5	2.5
	8	95	5
15	9	25	75

The above samples produced the following results.

Sample No.	GMT(gf)	GMTEA (J/m ²)	GMMod/GMT	Cross Direction W/D(%)
6	1720	36.8	3.71	55
7	1511	30.2	4.04	60
8	1478	31	4.16	53
9	2343	37.9	9.26	43

20 The blocking results are shown in **Fig. 40**. As shown, blocking dramatically decreases as greater amounts of the additive composition are contained in the creping adhesive.

It was noticed during these tests that the creping mixture containing the KYMENE 6500 had a tendency to cause the additive composition to fall out of solution. As a result, further samples were made in which the creping adhesive mixture did not contain the KYMENE 6500 product. In particular, the following

5 samples were produced:

	<u>Sample No.</u>	<u>% Creping Adhesive Mixture</u>	<u>% Additive Composition</u>
10	10	100	0
	11	98	2
	12	90	10
	13	75	25
	14	25	75
15	15	0	100

The above samples produced the following results.

Sample No.	GMT(gf)	GMTEA (J/m2)	GMMod/GMT	Cross Direction W/D(%)
10	2163	43.7	4.08	31
11	2197	43.4	3.95	30
12	1956	37	4.28	33
13	1642	31.5	4.88	32
14	2133	32.8	7.93	44
15	2783	41.5	6.54	45

The blocking results are illustrated in **Fig. 41**. As shown, blocking reduced as
 20 greater amounts of the additive composition were present.

As shown above, sheet blocking can be less than 15 gf, such as less than 10 gf, such as even less than 5 gf when the creping adhesive contains the additive composition made according to the present disclosure.

Example 7

25 In this example, base sheets made according to the present disclosure were tested in order to demonstrate the enhanced cleaning ability of the base sheets. In

particular, the samples were subjected to a Cleaning Test which measures the amount of dirt particles, in milligrams, that a sample is capable of picking up.

More particularly, the Cleaning Test is described as follows.

Cleaning Test

5 The testing apparatus as shown in **Fig. 27** and as explained in Example 4 above is used to conduct the Cleaning Test. In this test, however, the base sheet samples are clamped flat to the underside of the sled instead of a collagen film. Sifted potting soil is then placed upon the metal plate and the sled is slid across the metal plate in order to allow the base sheet sample to capture the potting soil.

10 More particularly, the procedure is as follows:

1) Base sheet samples (3 inches by 7 inches) are cut using a 3" wide Precision cutter, weighed, and recorded in milligrams.

2) Samples are folded in half fastened to the 1.5" sled with the treated side facing out on the bottom of the sled.

15 3) Sifted commercial potting soil is weighed out to 88 milligrams for each test. The potting soil comprises a mix of sphagnum peat moss, compost and perlite. One commercial source for the potting soil is "Premium Planters Mix" commercially available from Waupaca Materials. The potting soil was sifted using a suitable mesh sized screen that eliminated clumping and removed aggregates.

20 The sifted dirt is then positioned evenly on a 1.25" x 1.25" template on the testing surface.

4) The sled with the base sheet sample is positioned ¼ inch behind the dirt at the same location each time and aligned with the pulley allowing for no slack.

25 5) A 100 gram weight (such as a brass weight) is positioned in the same spot for each test on top of the sled.

6) Test Works software is used. The tensile frame moves up and with the use of a pulley, moves the sled over the test sample. The sled is moved 10 inches at a speed of 60 inches per minute.

30 7) After the test is done, the sample is carefully removed, weighed, and recorded. The amount of potting soil picked up by the sample in milligrams is determined. For each base sheet, two samples are made and tested and the results are averaged.

In this example, tissue samples were made similar to Sample No. 3 in Example 4 above. In particular, 2-ply creped samples were produced. The additive composition was applied to one side of the tissue samples in an amount of 13.3% by weight.

5 For purposes of comparison, a similar 2-ply tissue that did not contain the additive composition was tested. Instead of using the additive composition to crepe the tissue, a standard PVOH/KYMENE crepe package was used. The results are illustrated in **Fig. 42**.

10 As shown, the sample made in accordance with the present disclosure had a Cleaning Test Value of greater than 7 mg, while the Control had a Cleaning Test Value of 3 mg.

Example 8

The Cleaning Test described in Example 7 above was used to test hydroentangled webs. In particular, an untreated hydroentangled web was
15 compared to a similar hydroentangled web that was treated with the additive composition.

In this example, the hydroentangled material used had a basis weight of 64 gsm. The hydroentangled base sheets contained 81% by weight cellulose fibers and 19% by weight spunbond fibers.

20 For the hydroentangled base sheets treated in accordance with the present disclosure, the additive composition was applied to the base sheet generally using the process shown in **Fig. 37**. The additive composition used was the same that was used to treat the samples in Example 7 above. The additive composition was added to the base sheet in an amount of 1.51 gsm.

25 The treated hydroentangled base sheet was then subjected to the cleaning test described in Example 7 above along with a control sample that was untreated. The results are shown in **Fig. 43**. As shown, the control sample had a Cleaning Test Value of only 1 mg, while the sample made in accordance with the present disclosure had a Cleaning Test Value of greater than 8 mg.

Example 9

30 In this embodiment, uncreped throughair dried (UCTAD) tissue samples were subjected to the Cleaning Test described in Example 7 above.

Three different samples made from the same UCTAD base sheet were tested. The first sample comprised the uncreped throughair dried tissue treated with the additive composition of the present disclosure. In particular, the additive composition was printed onto the tissue web and contained the same ingredients
5 as Sample No. 5 in Example No. 1 above. The additive composition was printed onto both sides of the tissue web using a gravure printer. The additive composition was applied to each side of the web in an amount from about 9 to about 10% by weight.

For purposes of comparison, a first control sample was made by printing the
10 uncreped throughair dried tissue web with water on one side. A second control sample was then also made by printing onto the uncreped throughair dried tissue web a creping adhesive. The creping adhesive used was the same described in Sample No. 6 in Example No. 6 above.

All three samples were subjected to the Cleaning Test described in
15 Example 7 above. The results are illustrated in **Fig. 44**.

As shown, the tissue sample treated with water had a Cleaning Test Value of less than 3 mg while the control sample treated with the creping adhesive had a Cleaning Test Value of 4 mg. In comparison, the sample made in accordance with the present disclosure had a Cleaning Test Value of greater than 5 mg.

20 These and other modifications and variations to the present invention may be practiced by those of ordinary skill in the art, without departing from the spirit and scope of the present invention, which is more particularly set forth in the appended claims. In addition, it should be understood that aspects of the various embodiments may be interchanged both in whole or in part. Furthermore, those of
25 ordinary skill in the art will appreciate that the foregoing description is by way of example only, and is not intended to limit the invention so further described in such appended claims.

What Is Claimed:

1. A wiping product comprising:
a base sheet having a first side and a second side, the base sheet having a bulk of greater than about 3 cc/g and containing cellulose fibers in an amount of at least about 50% by weight;
an additive composition present on at least the first side of the base
5 sheet, the additive composition comprising a polymer; and
wherein the additive composition is present on the first side of the base sheet in an amount sufficient to increase a Cleaning Test Value for the first side of the base sheet in comparison to an identical untreated base sheet, the first side of the base sheet having a Cleaning Test Value of greater than about 5 mg.
- 10 2. A wiping product as defined in claim 1, wherein the first side of the base sheet has a Cleaning Test Value of greater than about 6 mg.
3. A wiping product as defined in claim 1, wherein the first side of the base sheet has a Cleaning Test Value of greater than about 7 mg.
4. A wiping product as defined in claim 1, wherein the first side of the base sheet has a Cleaning Test Value of greater than about 8 mg.
5. A wiping product as defined in claim 1, 2, 3 or 4, wherein the additive composition comprises a non-fibrous olefin polymer, an ethylene-carboxylic acid copolymer, or mixtures thereof.
6. A wiping product as defined in claim 5, wherein the additive composition comprises the non-fibrous olefin polymer and wherein the olefin polymer comprises an alpha-olefin interpolymers of ethylene and at least one comonomer selected from the group consisting of a C₄ to C₂₀ linear, branched or
5 cyclic diene, vinyl acetate, and a compound represented by the formula H₂C=CHR, wherein R is a C₁ to C₂₀ linear, branched or cyclic alkyl group or a C₆ to C₂₀ aryl group, or the alpha-olefin polymer comprises a copolymer of propylene with at least one comonomer selected from the group consisting of ethylene, a C₄ to C₂₀ linear, branched or cyclic diene, and a compound represented by the formula
10 H₂C=CHR, wherein R is a C₁ to C₂₀ linear, branched or cyclic alkyl group or a C₆ to C₂₀ aryl group.
7. A wiping product as defined in claim 5 or 6, wherein the additive composition comprises a mixture of the olefin polymer and the ethylene-carboxylic

acid copolymer, and wherein the olefin polymer comprises an interpolymer of ethylene and an alkene, and wherein the additive composition further comprises a
5 carboxylic acid.

8. A wiping product as defined in claim 7, wherein the dispersing agent comprises a carboxylic acid, a salt of a carboxylic acid, a carboxylic acid ester, or a salt of a carboxylic acid ester.

9. A wiping product as defined in claim 1, 2, 3, 4, 5, 6, 7 or 8, wherein the base sheet comprises at least about 50% by weight cellulosic fibers.

10. A wiping product as defined in claim 1, 2, 3, 4, 5, 6, 7 or 8, wherein the base sheet comprises a wetlaid tissue web.

11. A wiping product as defined in claim 1, 2, 3, 4, 5, 6, 7 or 8, wherein the base sheet comprises an air formed web.

12. A wiping product as defined in claim 1, 2, 3, 4, 5, 6, 7 or 8, wherein the base web comprises a spunbond web or a meltblown web.

13. A wiping product as defined in claim 1, 2, 3, 4, 5, 6, 7 or 8, wherein the base sheet comprises a hydroentangled web, the base sheet containing synthetic fibers and cellulosic fibers.

14. A wiping product as defined in claim 1, 2, 3, 4, 5, 6, 7 or 8, wherein the base sheet comprises a coform web, the web containing synthetic fibers and cellulosic fibers.

15. A wiping product as defined in claim 1, 2, 3, 4, 5, 6, 7 or 8, wherein the base sheet contains at least one tissue web that defines the first side and wherein the additive composition has been applied to the first side of the tissue web and the tissue web has been creped after the additive composition has been applied.

16. A wiping product as defined in claim 1, 2, 3, 4, 5, 6, 7 or 8, wherein the additive composition has been first applied to a creping surface and then the first side of the base sheet is contacted with the creping surface in order to apply the additive composition to the first side.

17. A wiping product as defined in claim 15, wherein the additive composition has been applied to the first side of the base sheet according to a pattern prior to being creped.

18. A wiping product as defined in any of the preceding claims, wherein the product is substantially dry.

19. A wiping product as defined in any of claims 1-17, wherein the product comprises a wet wipe, the base sheet containing a cleaning solution.

20. A wiping product as defined in any of the preceding claims, wherein the first side of the base web has a Stick-Slip of greater than about -0.006 to about 0.7.

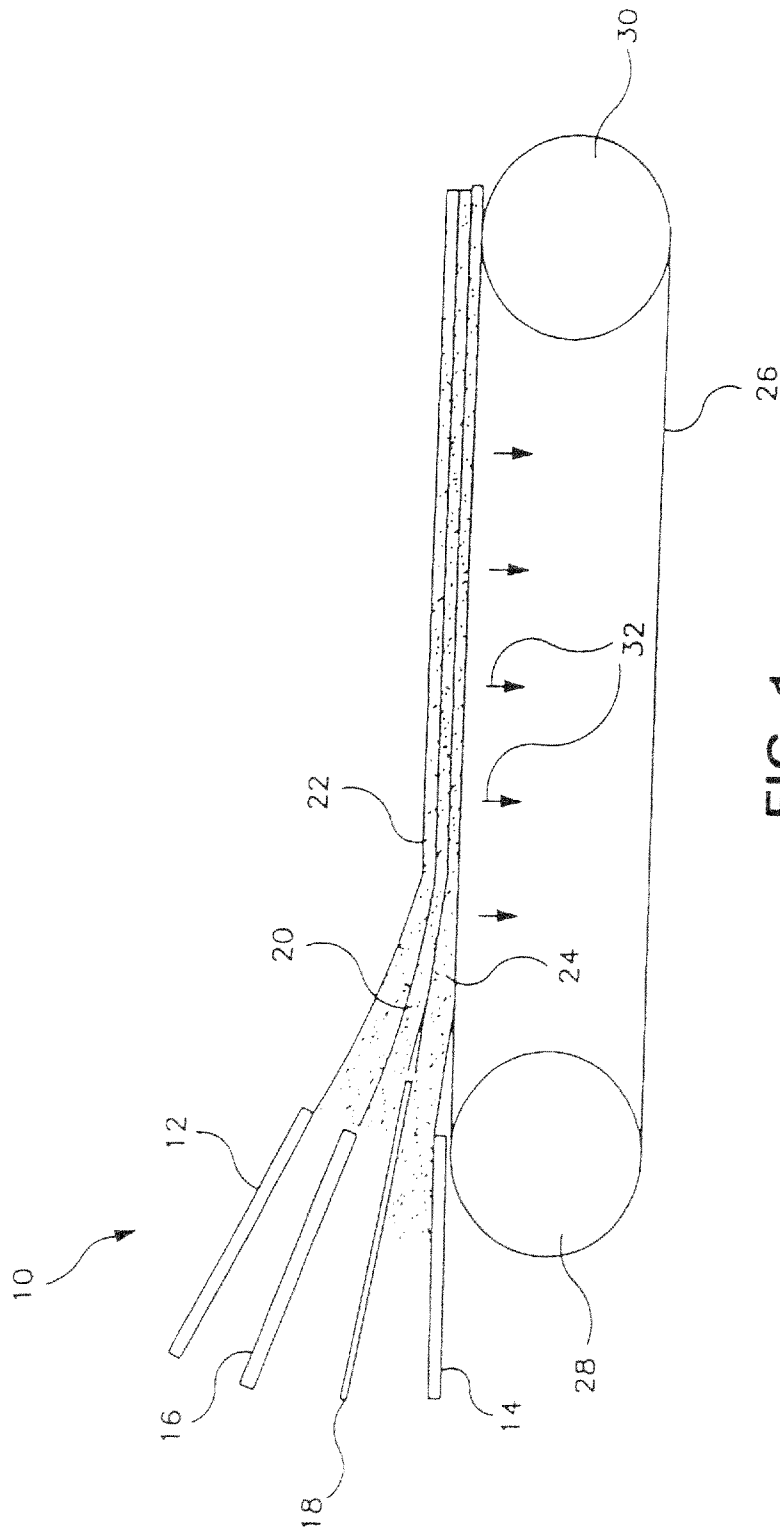


FIG. 1

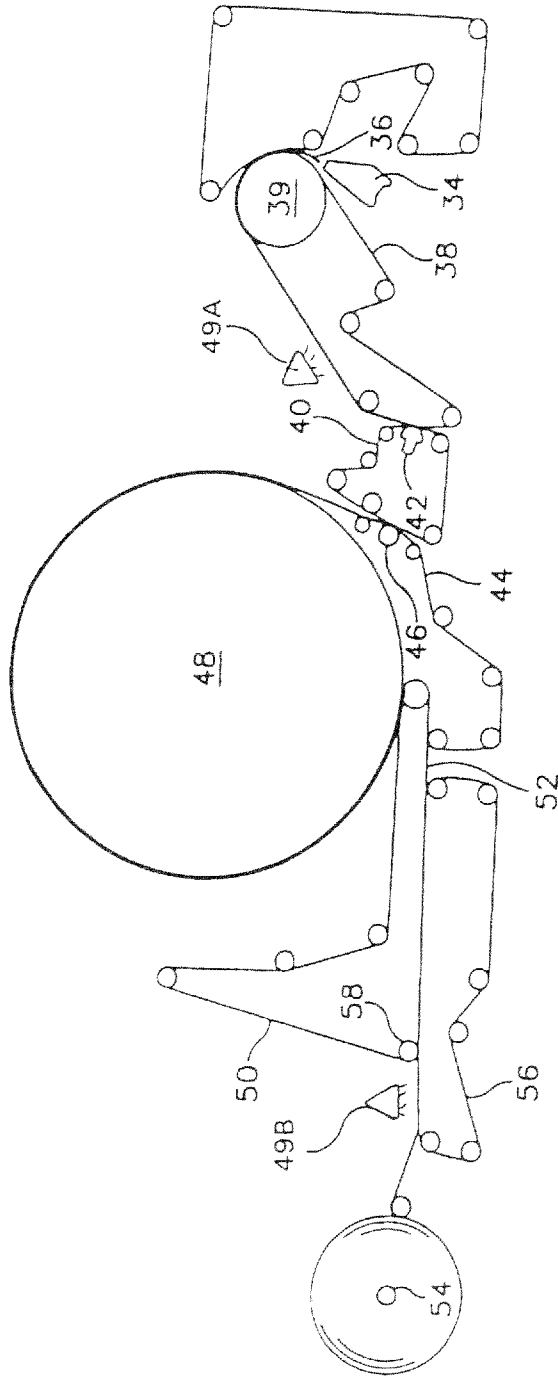


FIG. 2

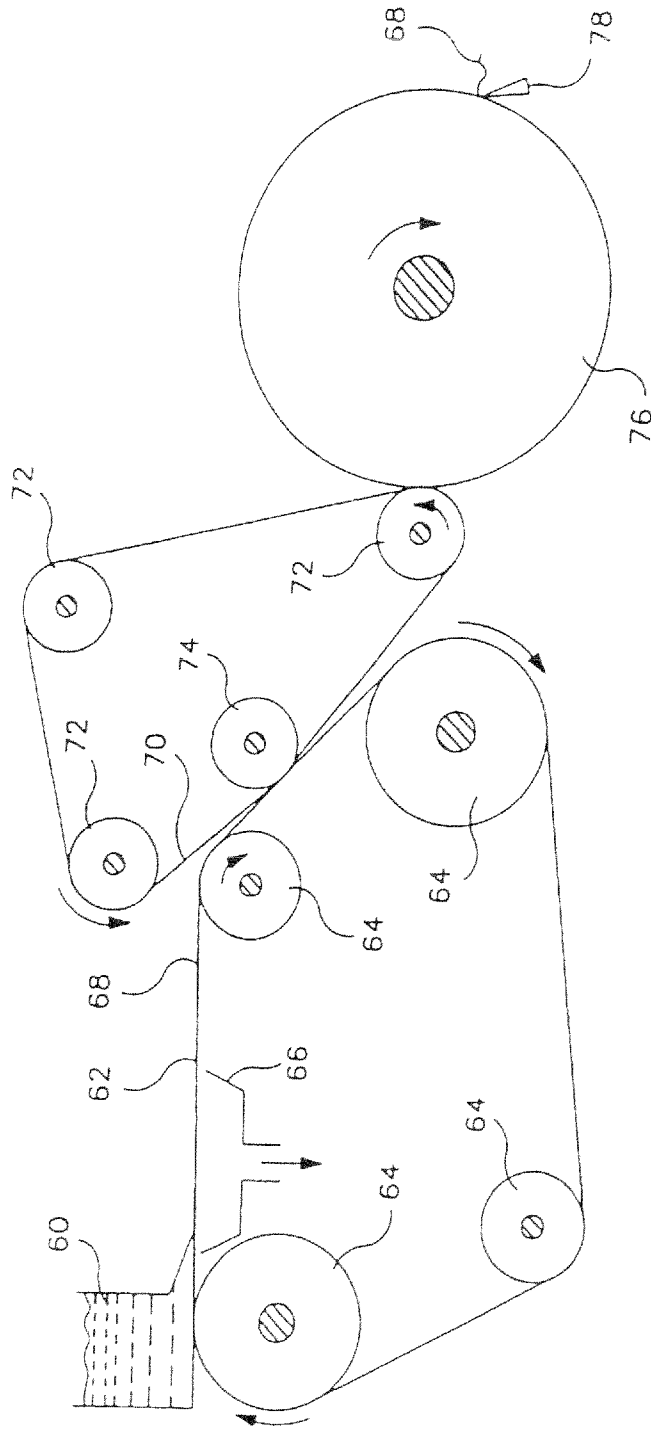


FIG. 3

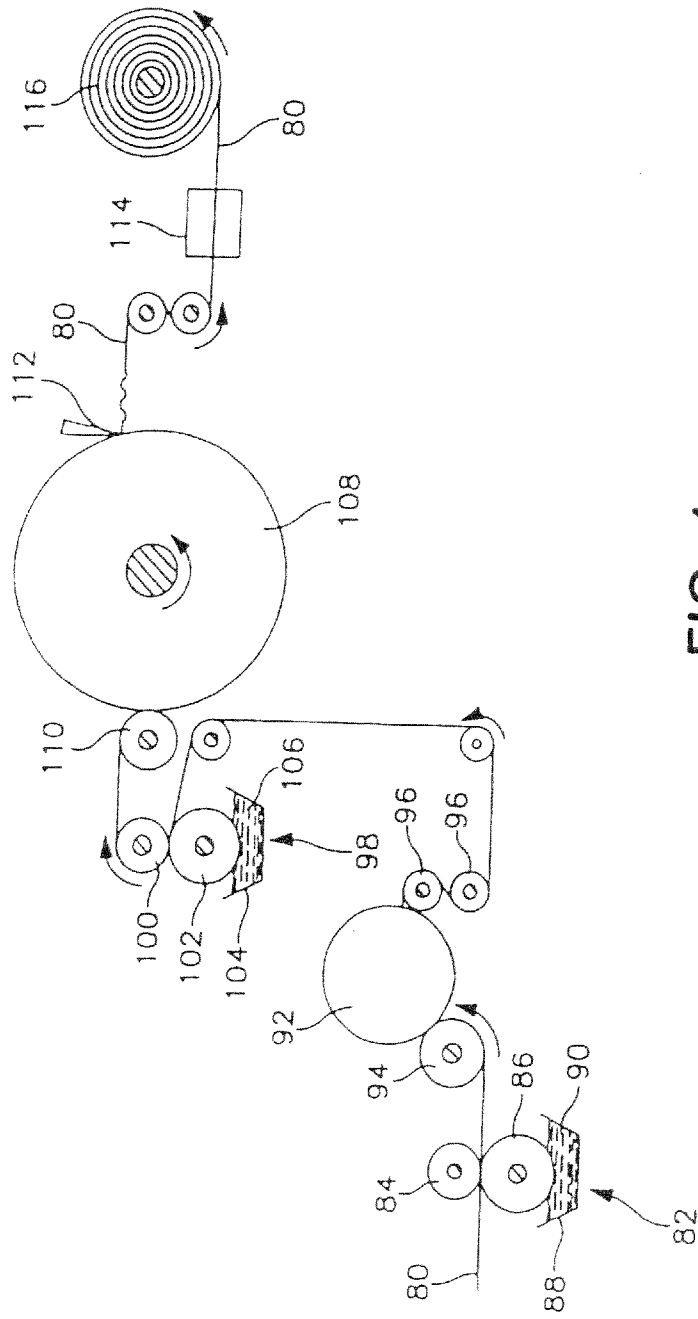


FIG. 4




FIG. 5




FIG. 6




FIG. 7

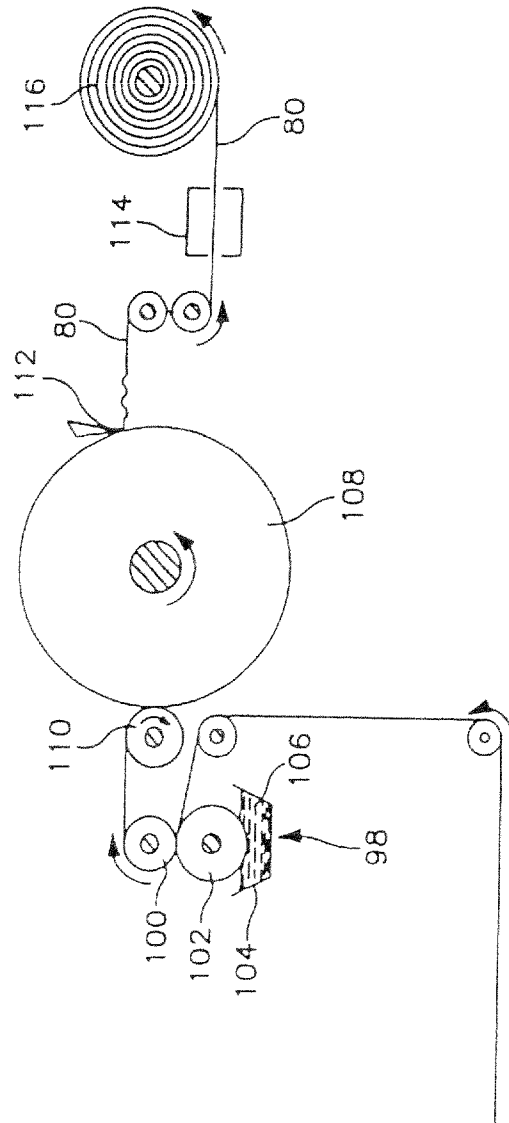


FIG. 8

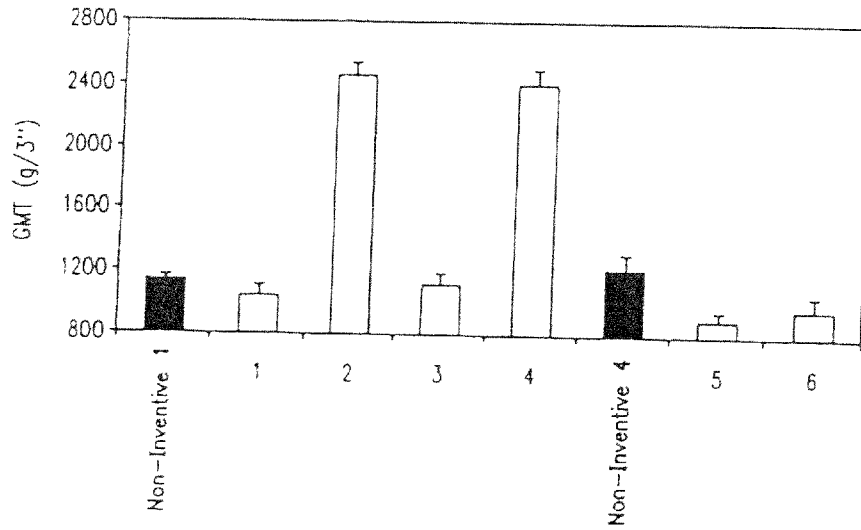


FIG. 9

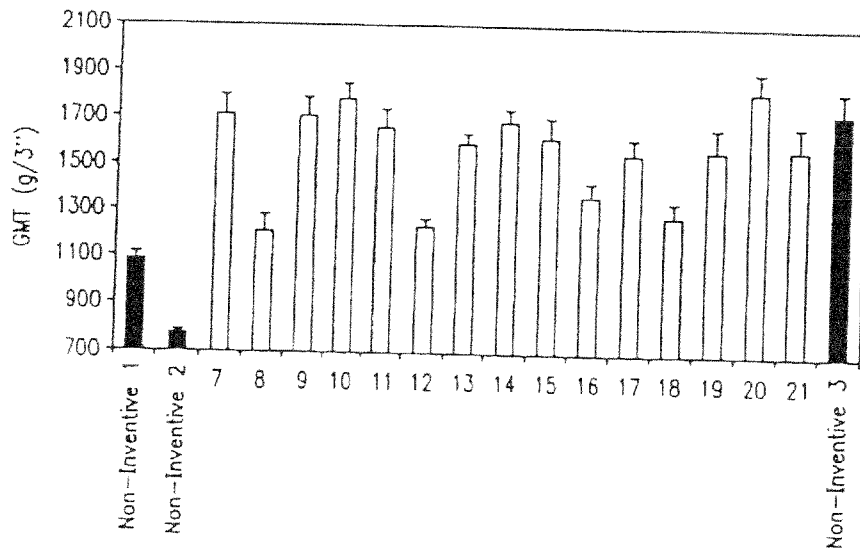


FIG. 10

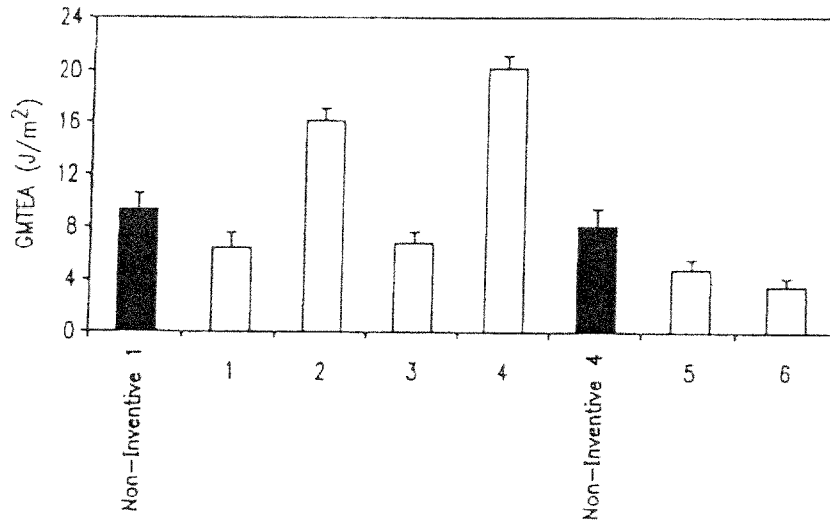


FIG. 11

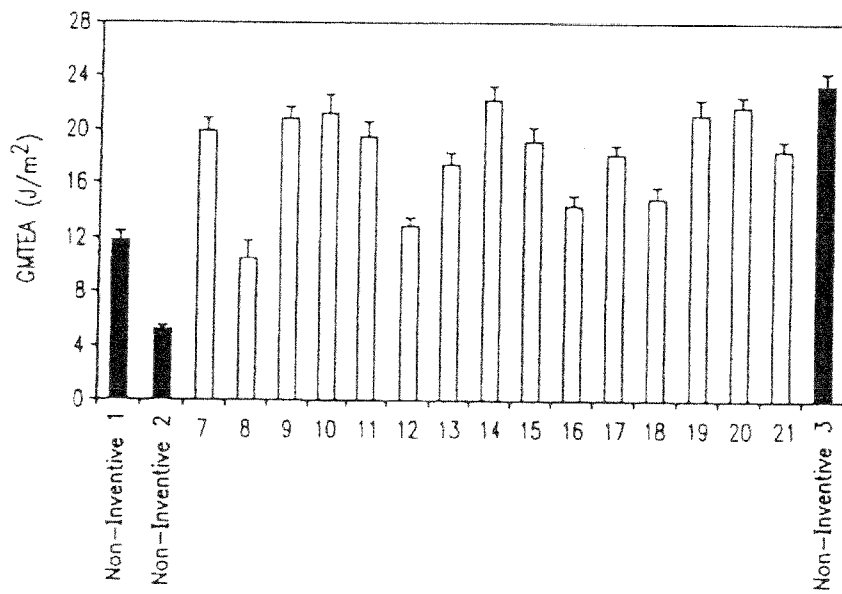


FIG. 12

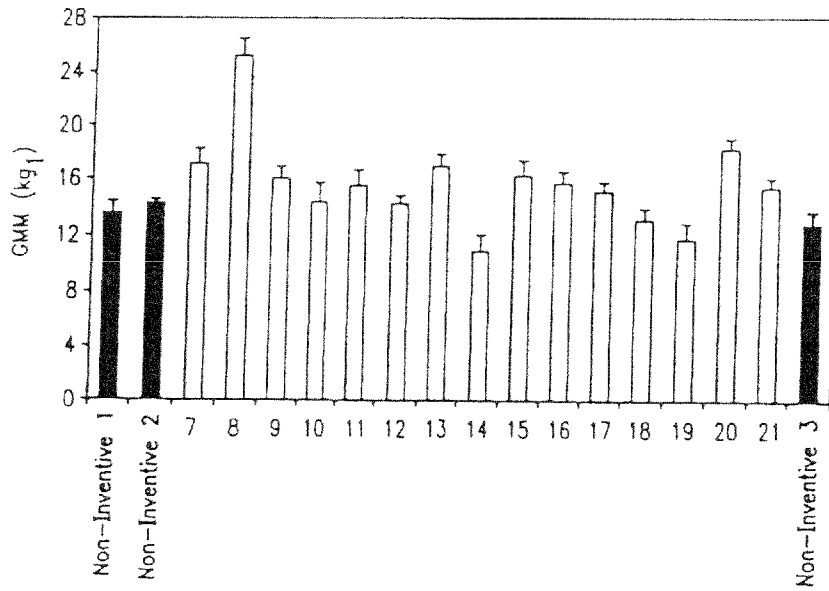


FIG. 13

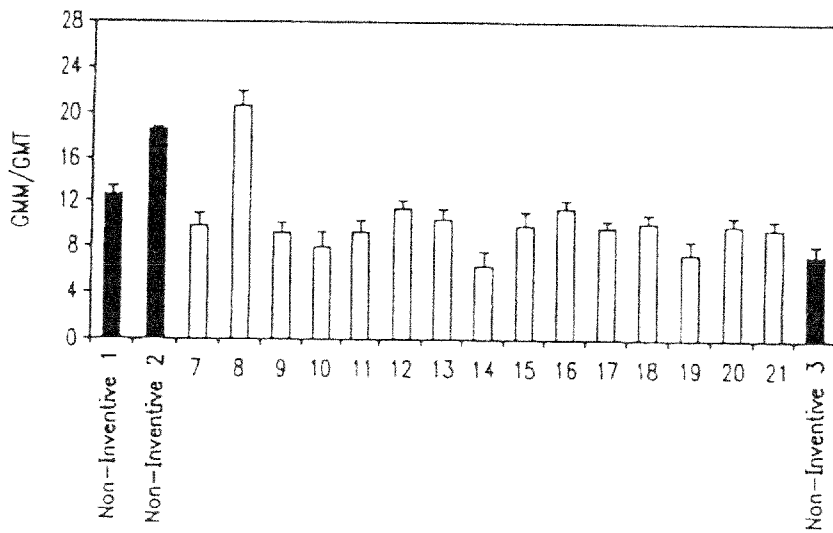


FIG. 14

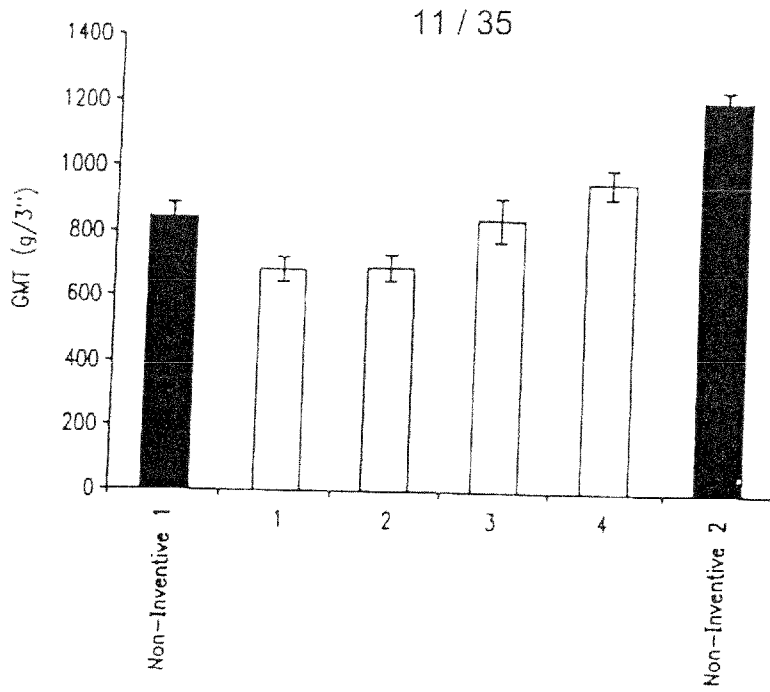


FIG. 15

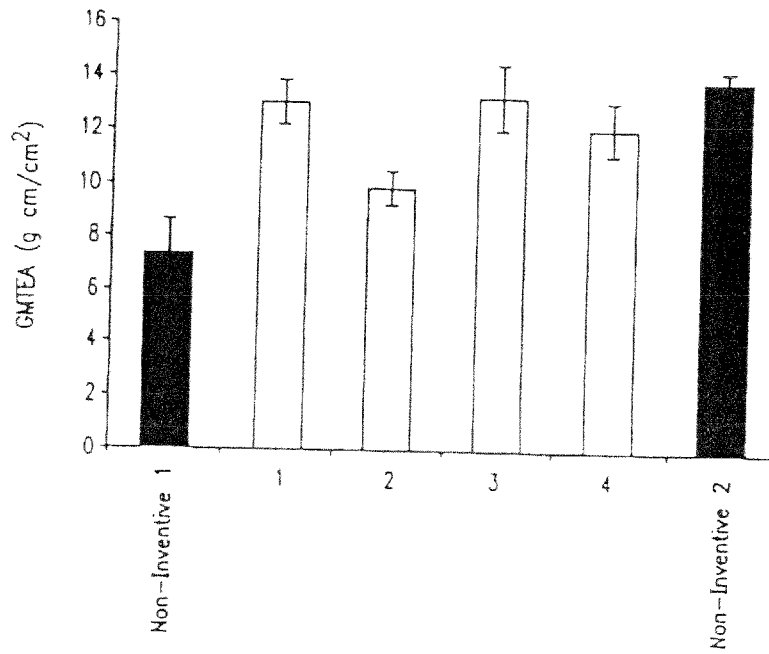


FIG. 16

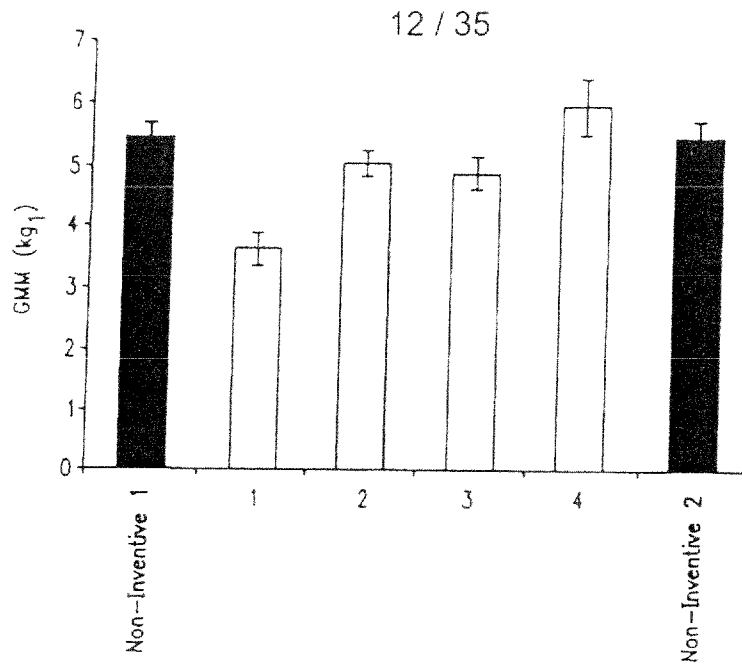


FIG. 17

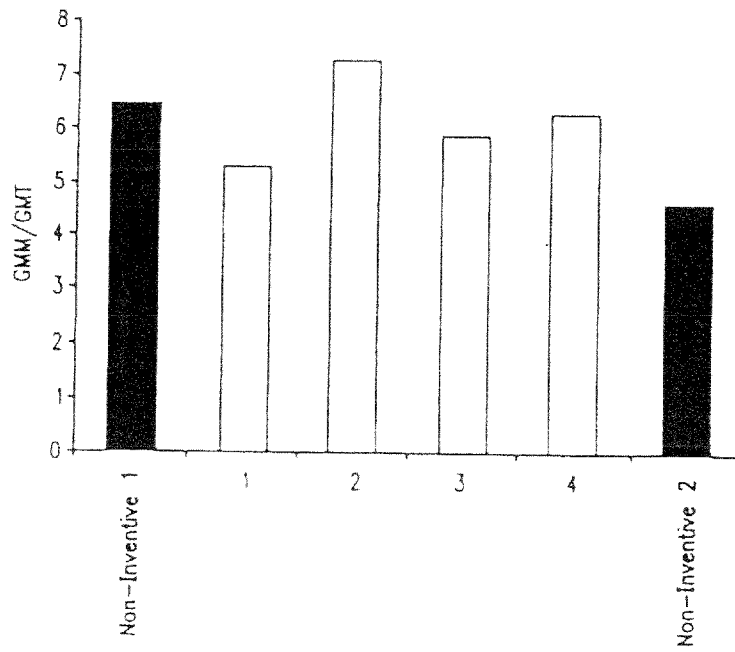


FIG. 18

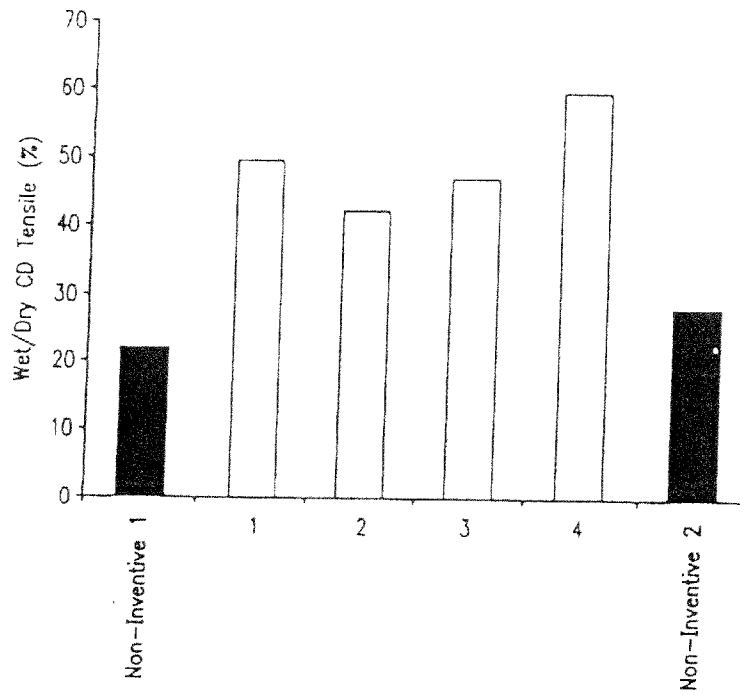


FIG. 19

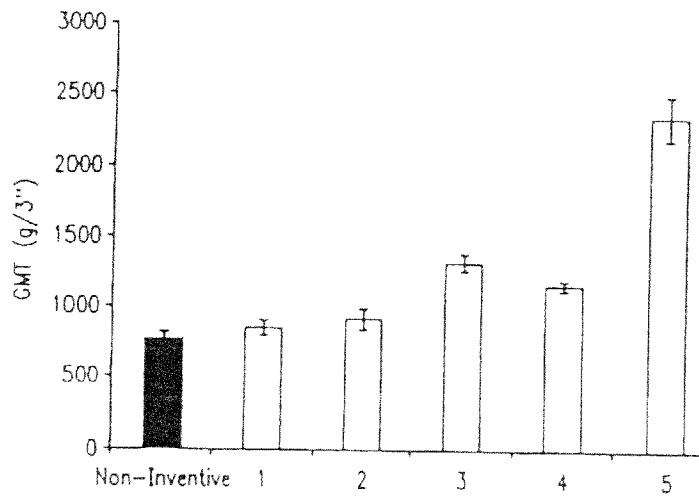


FIG. 20

14 / 35

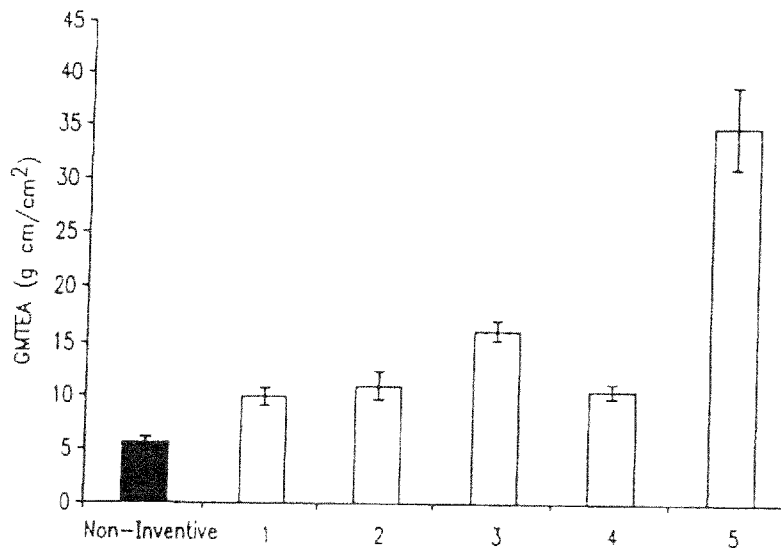


FIG. 21

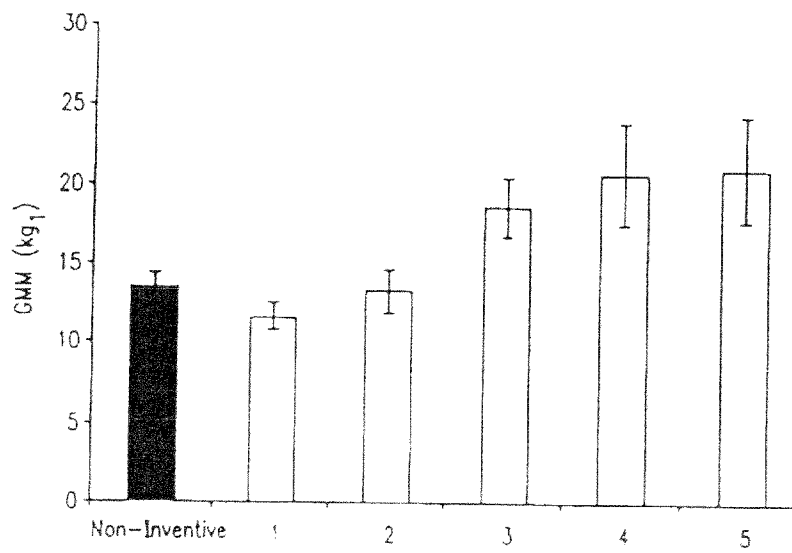


FIG. 22

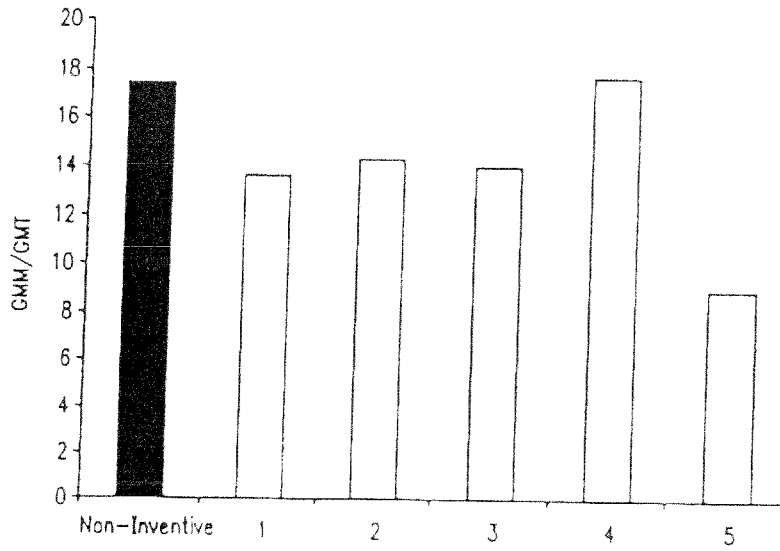


FIG. 23

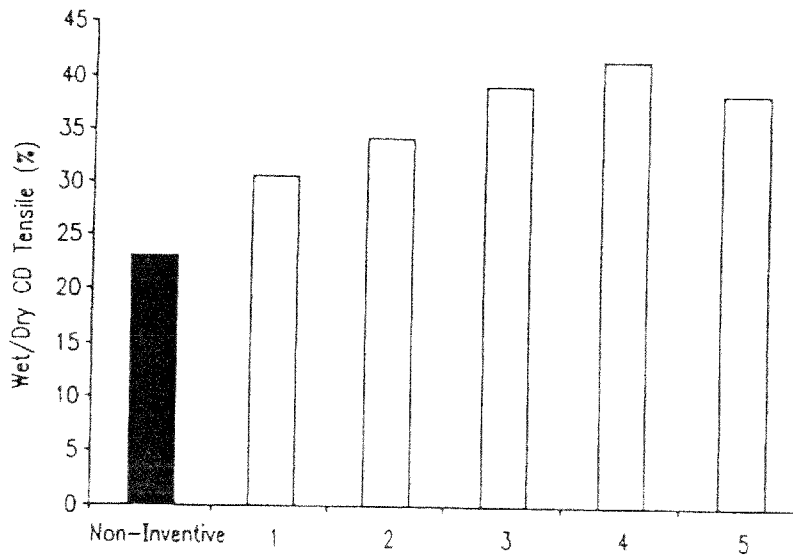
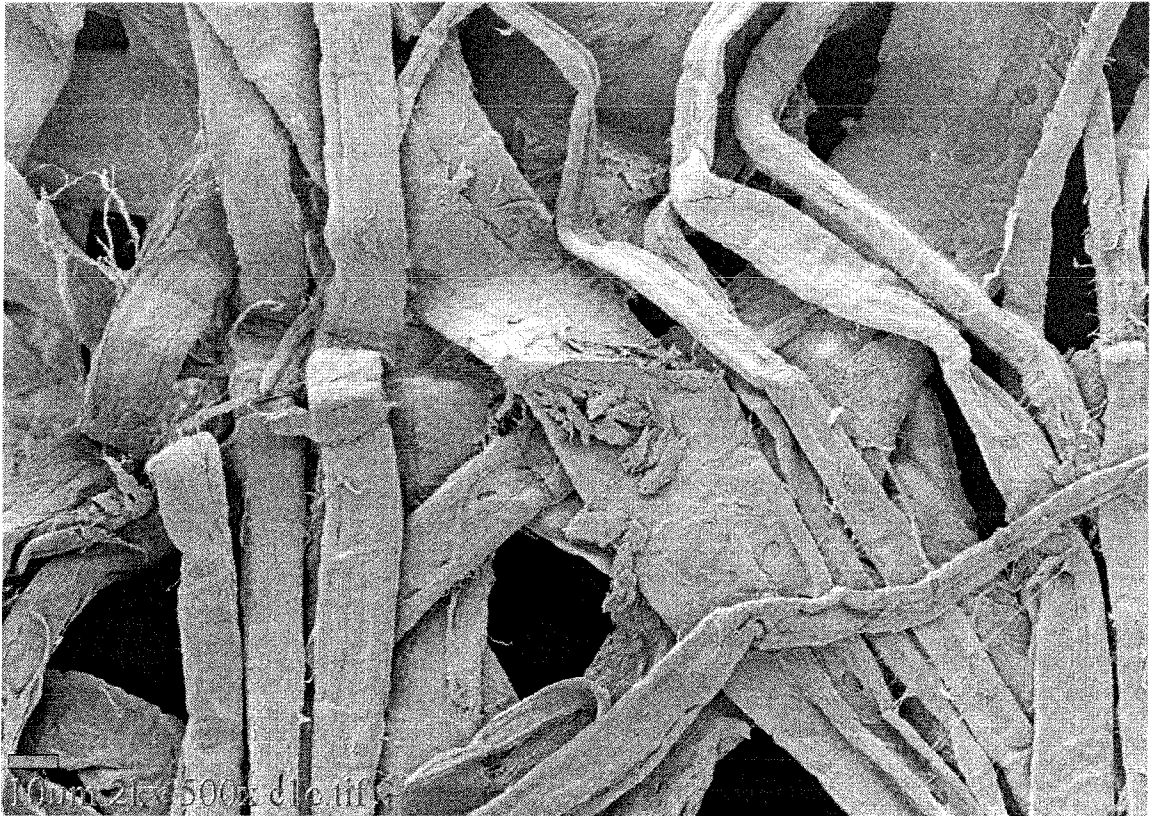
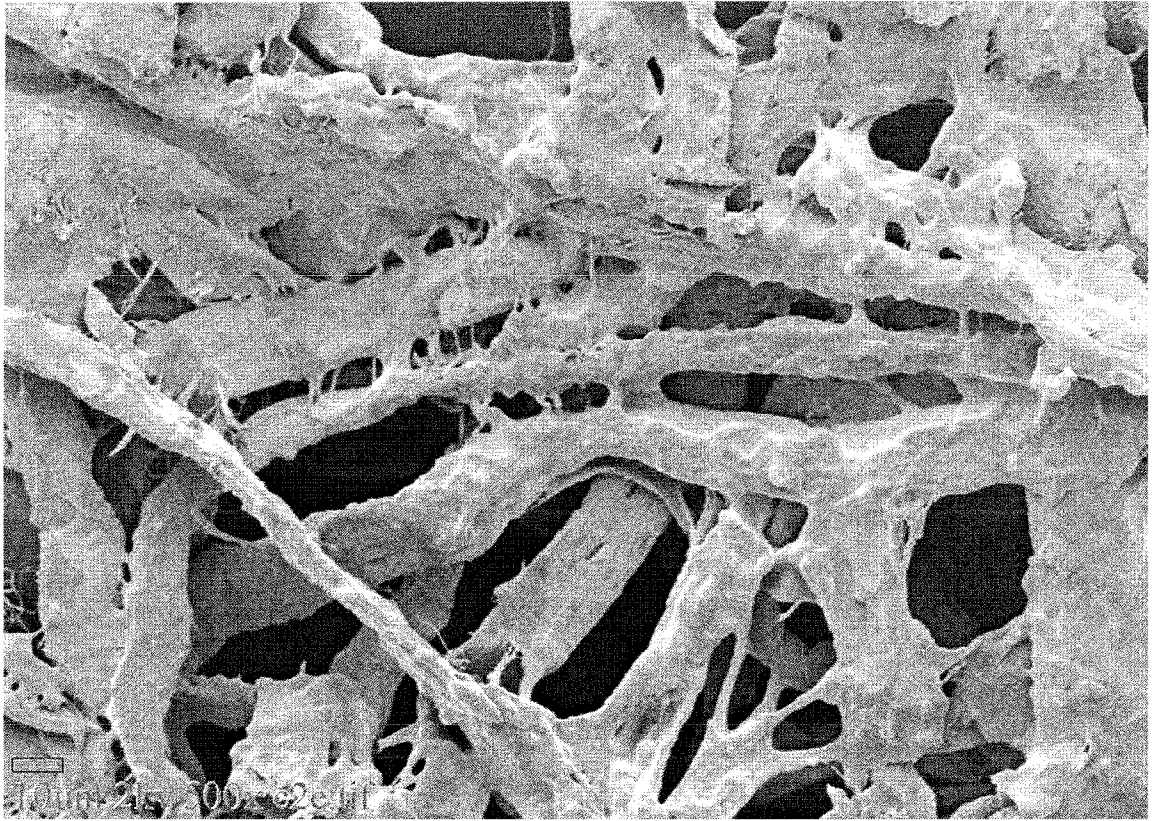


FIG. 24



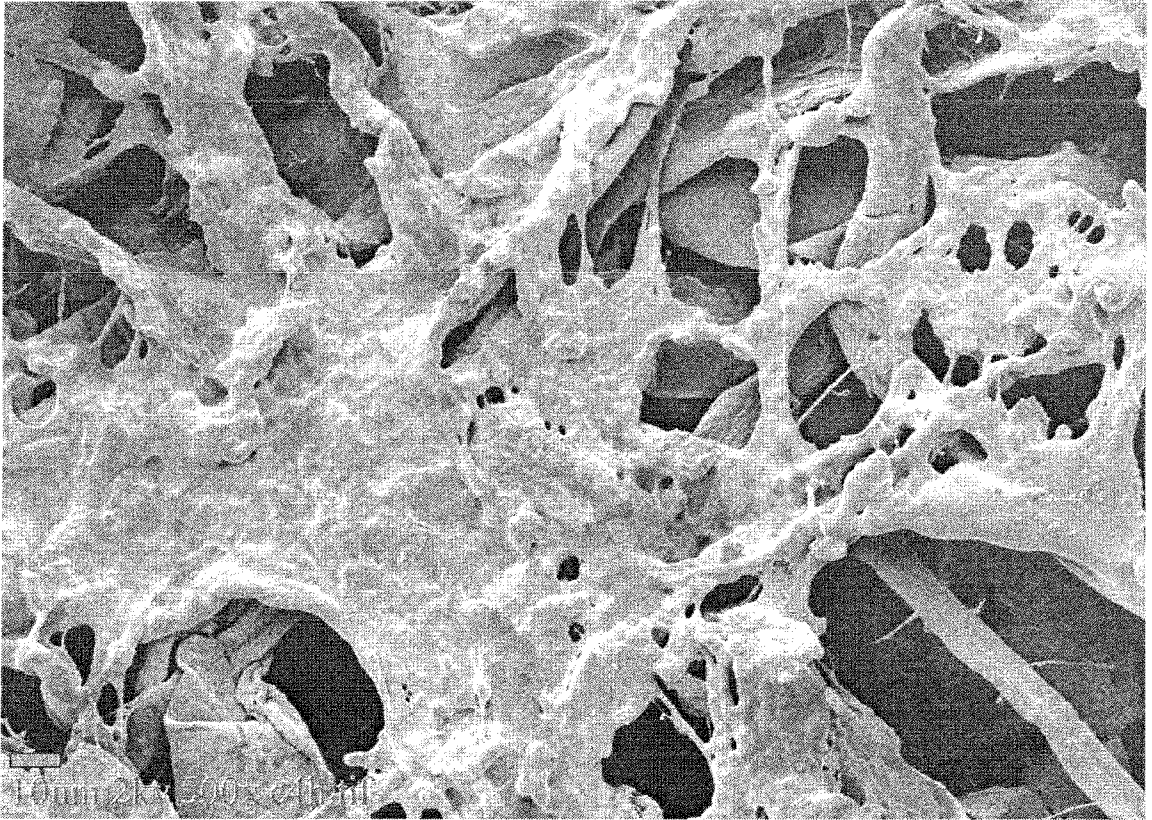
Control Sample at 500x magnification.

FIG. 25A



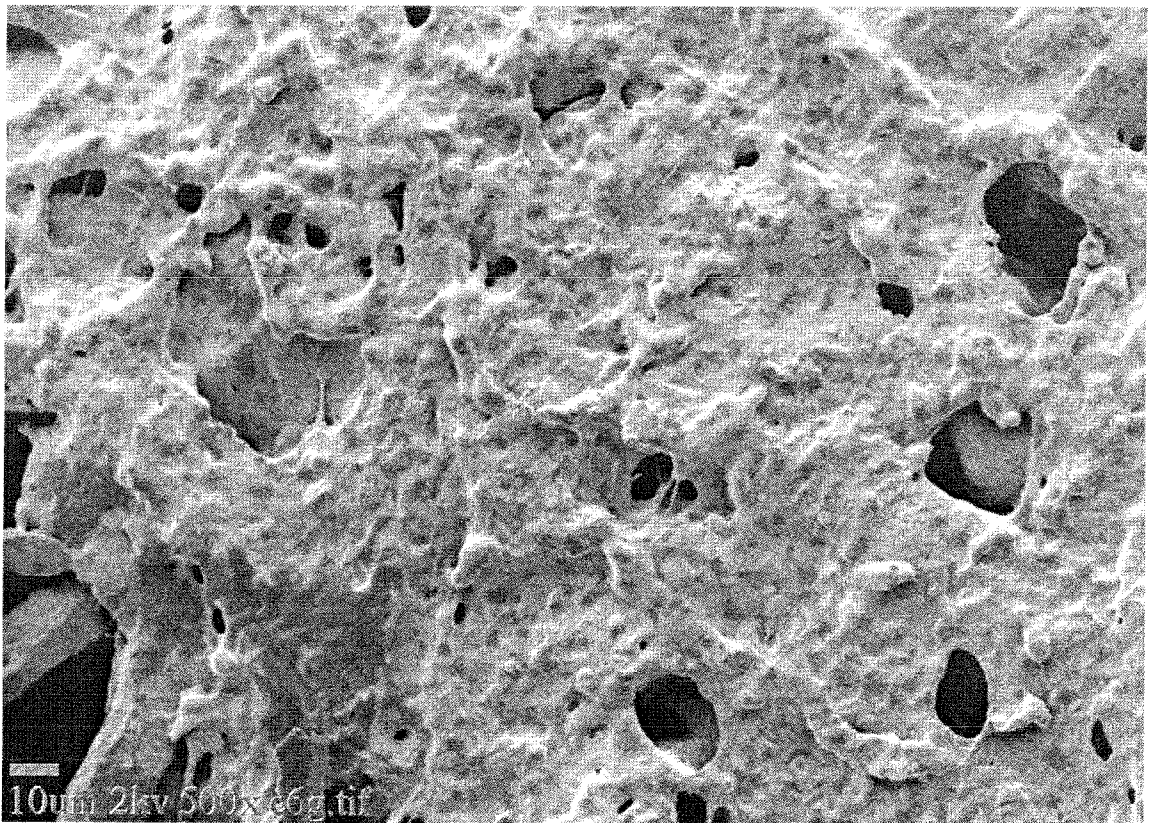
6.8% by weight of the additive composition at 500x magnification.

FIG. 25B



13% by weight of the additive composition at 500x magnification.

FIG. 25C



26% by weight of the additive composition at 500x magnification.

FIG. 25D

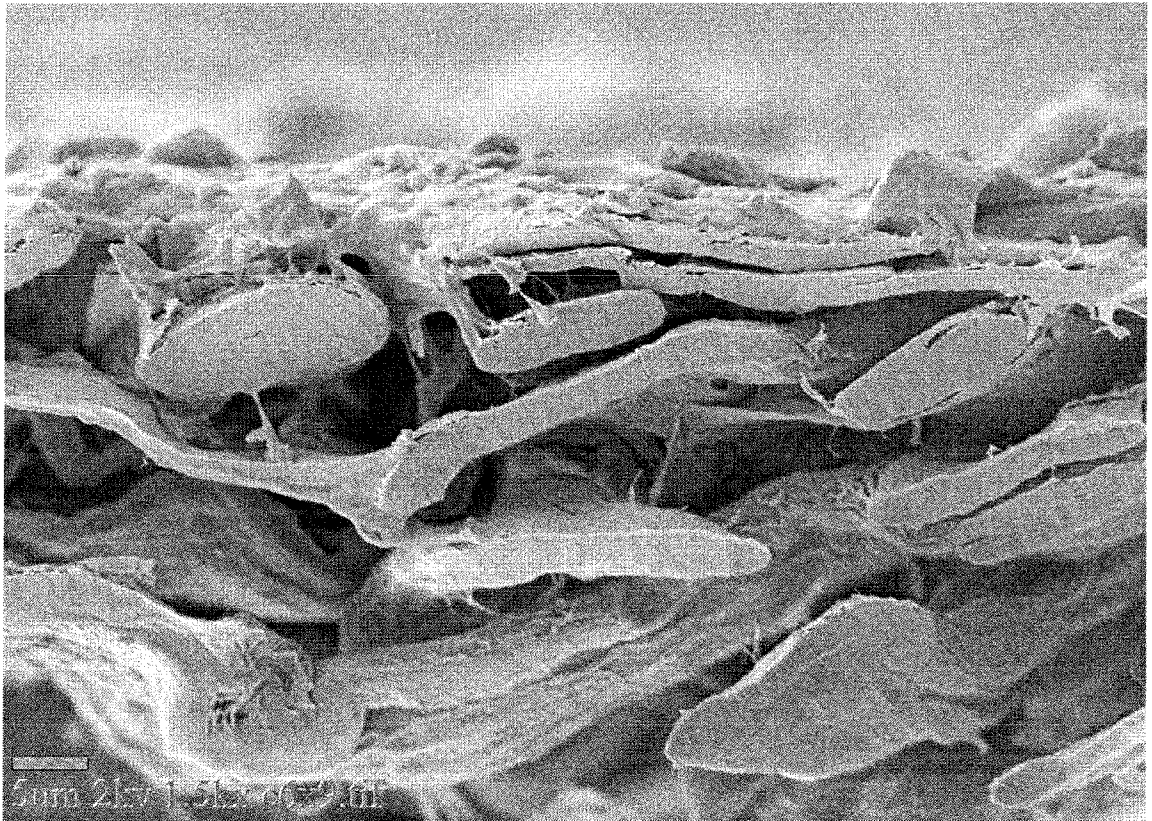


FIG. 26

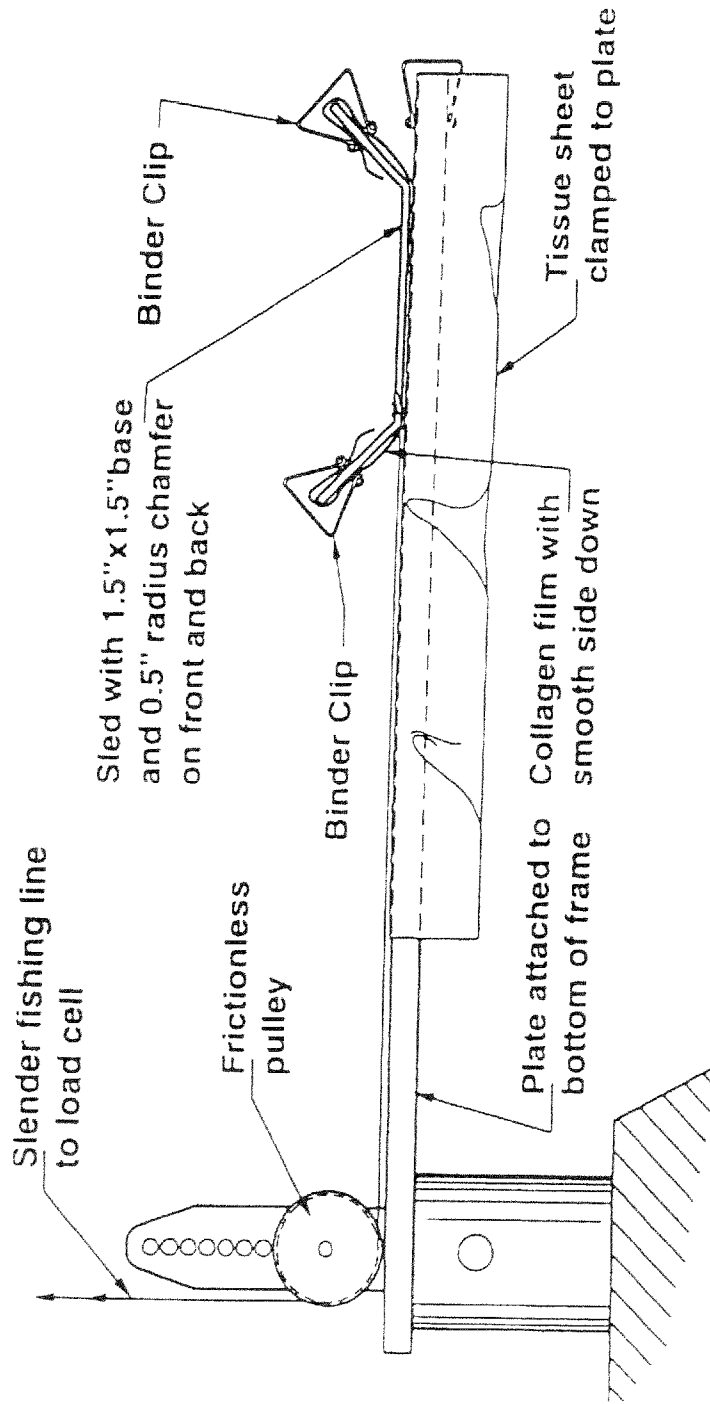


FIG. 27

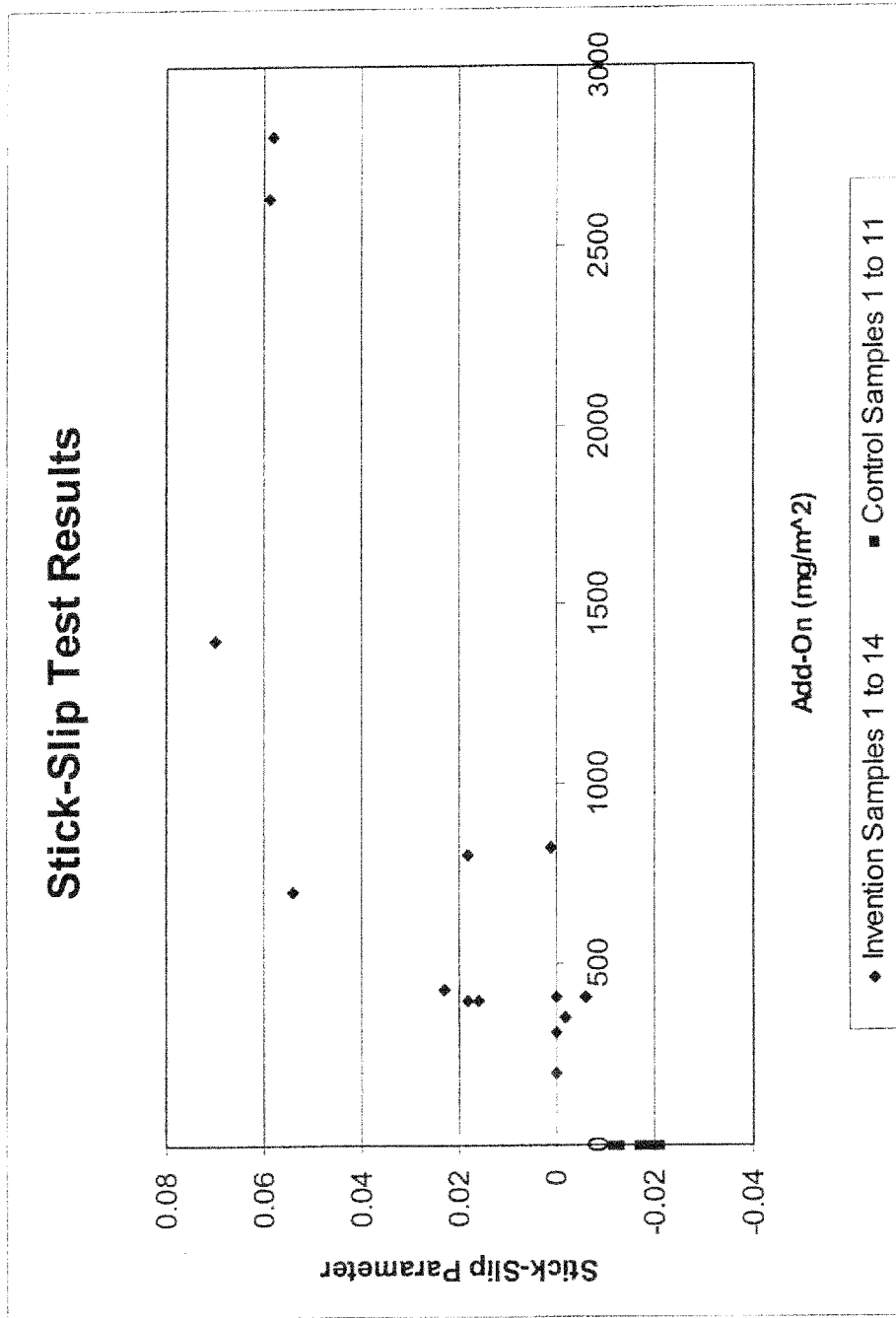


FIG. 28



FIG. 29
SEM surface image, magnification = 15X




FIG. 30
SEM surface image, magnification = 30X




FIG. 31
SEM surface image, magnification = 15X




FIG. 32
SEM surface image, magnification = 30X



FIG. 33
SEM surface image, magnification = 150X




FIG. 34
SEM surface image, magnification = 750X

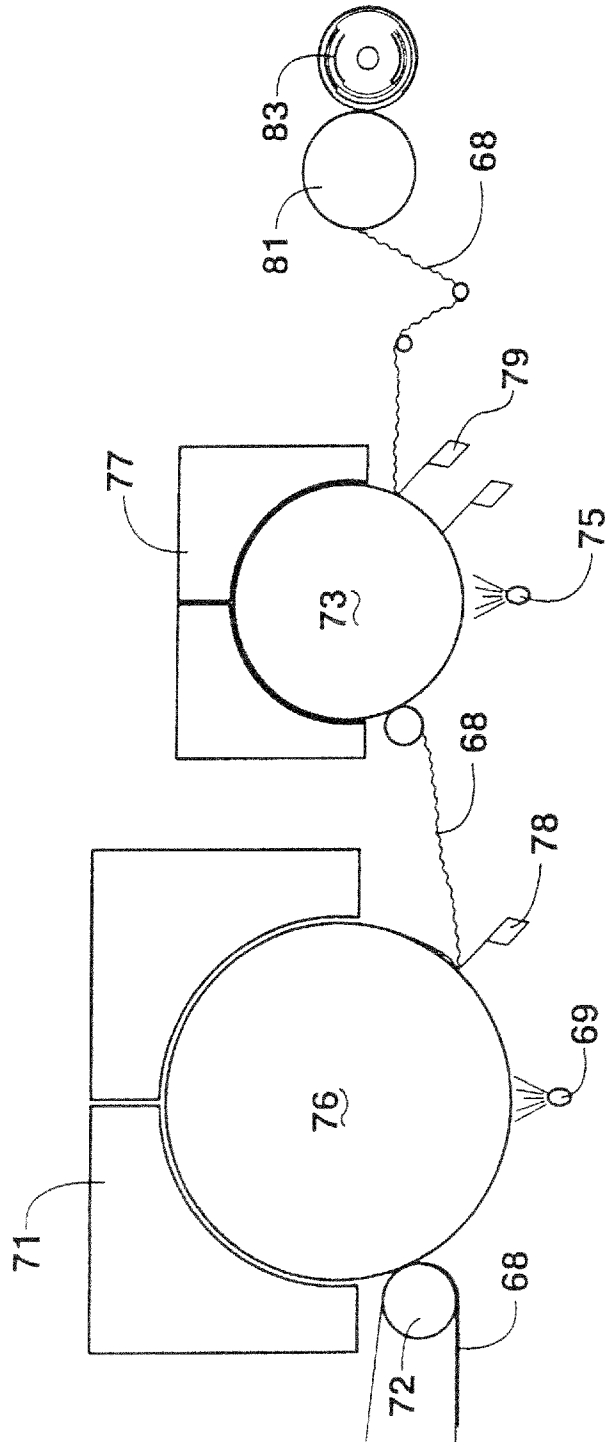


FIG. 35

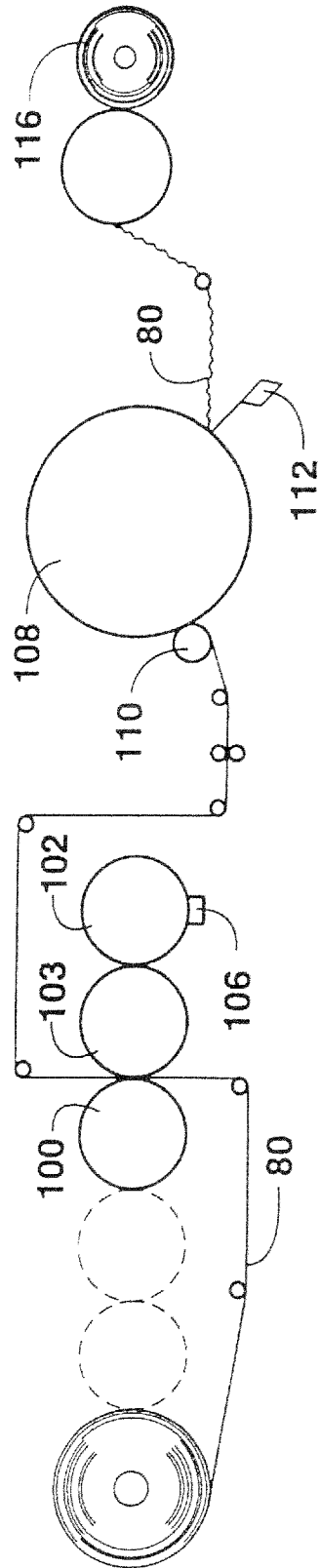


FIG. 36

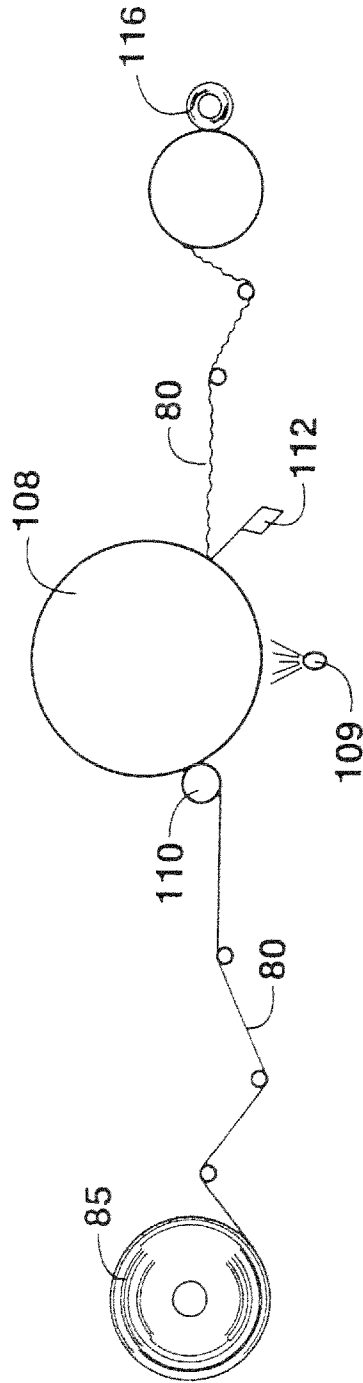


FIG. 37

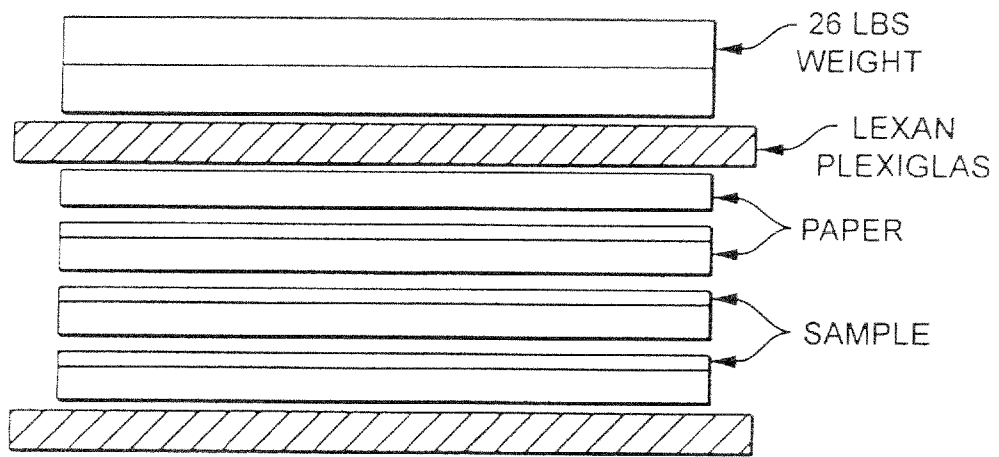


FIG. 38

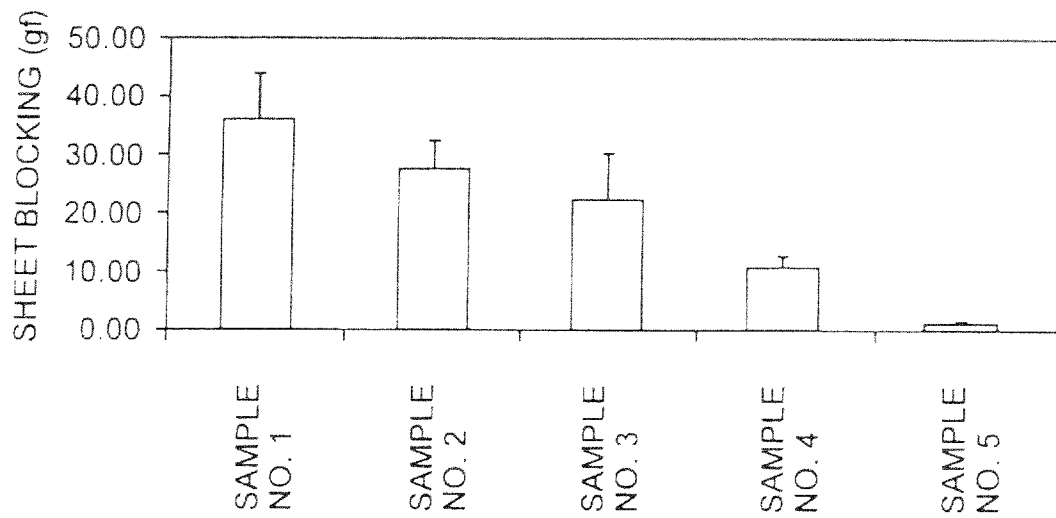


FIG. 39

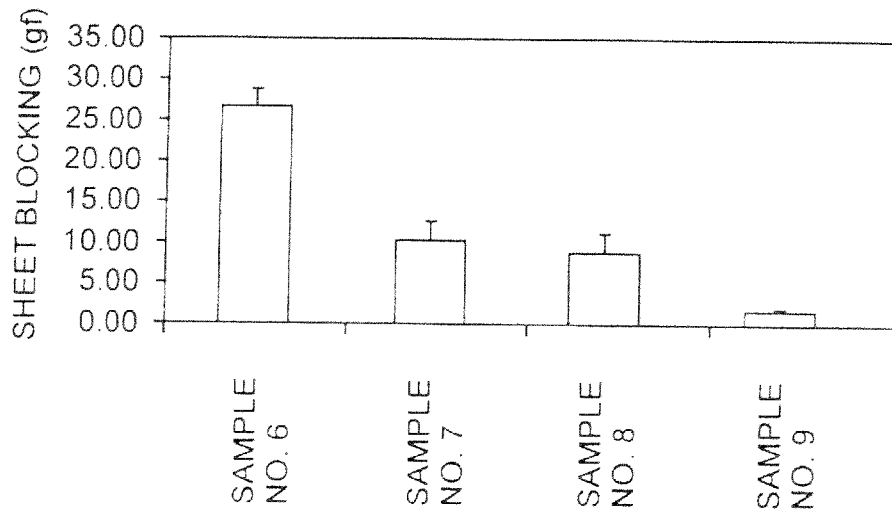


FIG. 40

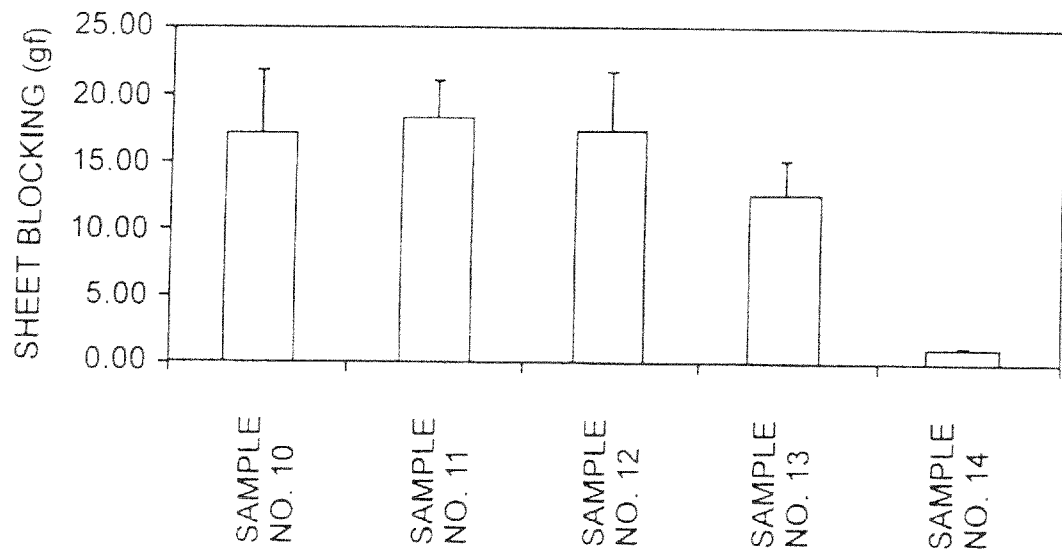


FIG. 41

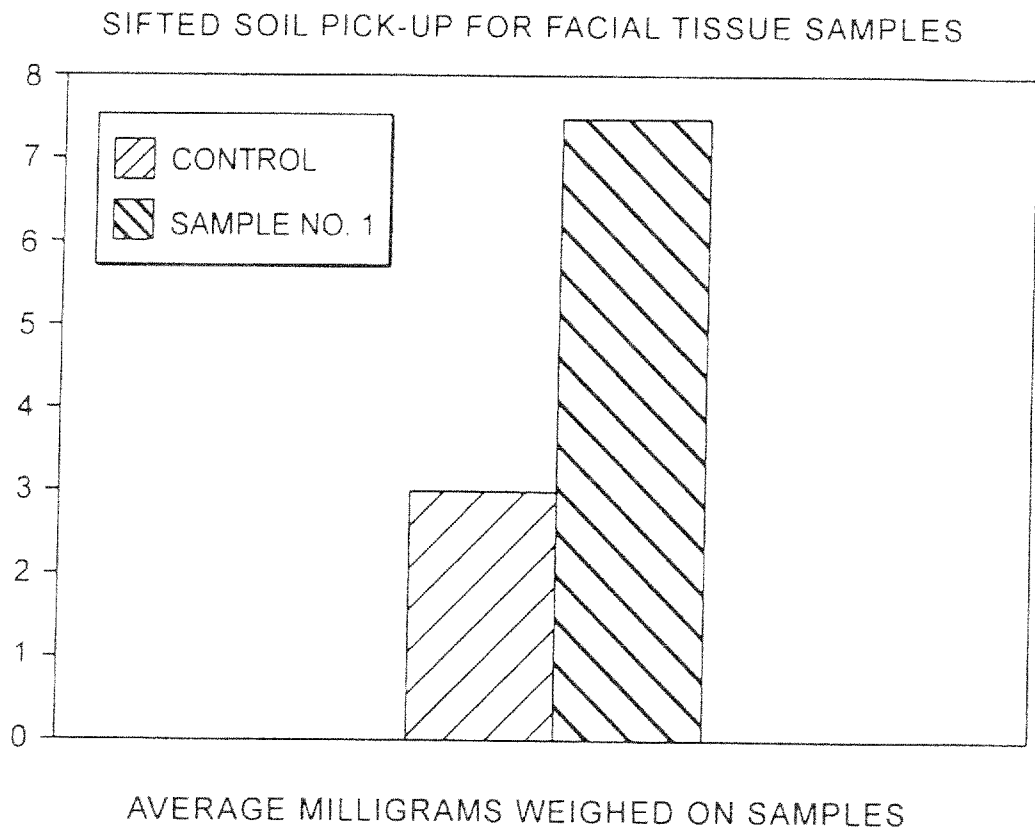


FIG. 42

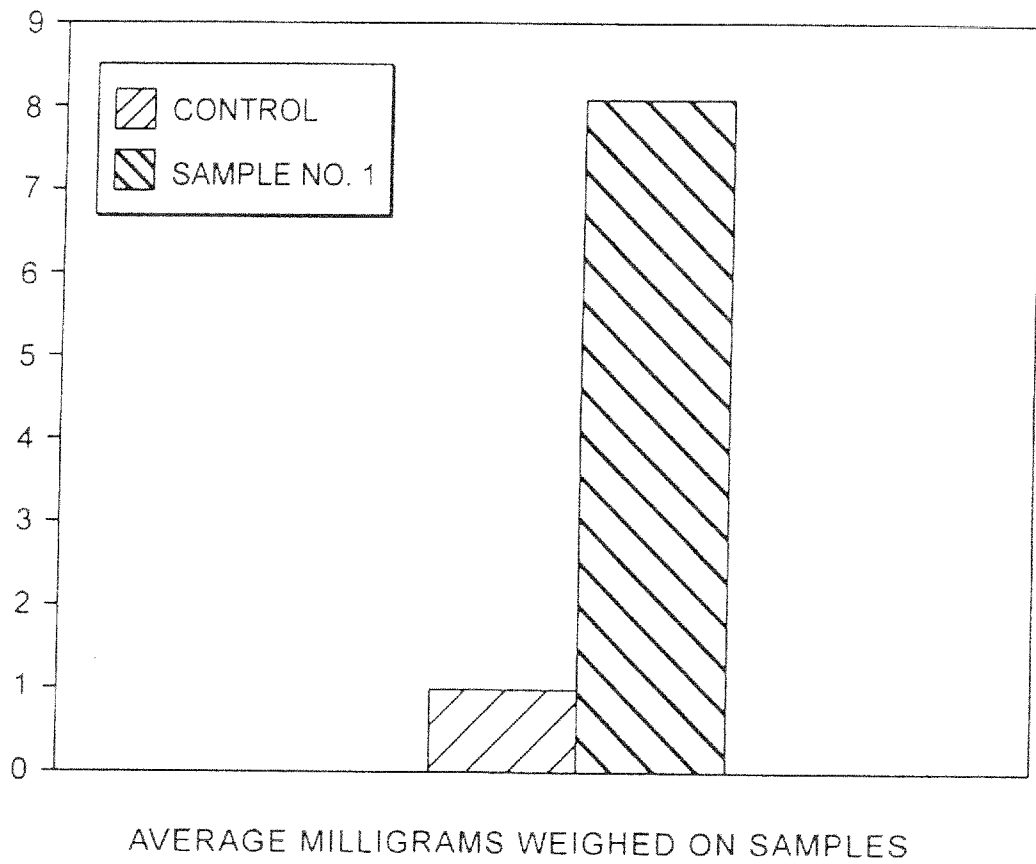


FIG. 43




FIG. 44

INTERNATIONAL SEARCH REPORT

International application No
PCT/IB2007/054405

A. CLASSIFICATION OF SUBJECT MATTER
INV. C11D17/04 D21H21/18

According to International Patent Classification (IPC) or to both national classification and IPC

B. FIELDS SEARCHED

Minimum documentation searched (classification system followed by classification symbols)
C11D D21H

Documentation searched other than minimum documentation to the extent that such documents are included in the fields searched

Electronic data base consulted during the international search (name of data base and, where practical, search terms used)

EPO-Internal

C. DOCUMENTS CONSIDERED TO BE RELEVANT

Category*	Citation of document, with indication, where appropriate, of the relevant passages	Relevant to claim No.
P,X	WO 2007/070145 A (KIMBERLY CLARK CO [US]; LOSTOCCO MICHAEL R [US]; DYER THOMAS JOSEPH [U] 21 June 2007 (2007-06-21) claims 1-19	1-20
P,X	WO 2007/070129 A (KIMBERLY CLARK CO [US]; NICKEL DEBORAH [US]; LOSTOCCO MICHAEL R [US];) 21 June 2007 (2007-06-21) claims 1-30	1-20
P,A	WO 2007/078499 A (KIMBERLY CLARK CO [US]; DYER THOMAS JOSEPH [US]; LOSTOCCO MICHAEL R [U] 12 July 2007 (2007-07-12) page 30 - page 38; examples 1,2	1-20
	-/--	

Further documents are listed in the continuation of Box C.

See patent family annex.

* Special categories of cited documents:

- *A* document defining the general state of the art which is not considered to be of particular relevance
- *E* earlier document but published on or after the international filing date
- *L* document which may throw doubts on priority claim(s) or which is cited to establish the publication date of another citation or other special reason (as specified)
- *O* document referring to an oral disclosure, use, exhibition or other means
- *P* document published prior to the international filing date but later than the priority date claimed

- *T* later document published after the international filing date or priority date and not in conflict with the application but cited to understand the principle or theory underlying the invention
- *X* document of particular relevance; the claimed invention cannot be considered novel or cannot be considered to involve an inventive step when the document is taken alone
- *Y* document of particular relevance; the claimed invention cannot be considered to involve an inventive step when the document is combined with one or more other such documents, such combination being obvious to a person skilled in the art.
- *G* document member of the same patent family

Date of the actual completion of the international search

28 February 2008

Date of mailing of the international search report

06/03/2008

Name and mailing address of the ISA/

European Patent Office, P.B. 5618 Patentlaan 2
NL - 2280 HV Rijswijk
Tel. (+31-70) 340-2040, Tx. 31 651 epo nl,
Fax: (+31-70) 340-3016

Authorized officer

Richards, Michael

INTERNATIONAL SEARCH REPORT

International application No

PCT/IB2007/054405

C(Continuation). . DOCUMENTS CONSIDERED TO BE RELEVANT

Category*	Citation of document, with indication, where appropriate, of the relevant passages	Relevant to claim No.
P,A	WO 2007/070153 A (KIMBERLY CLARK CO [US]; RUNGE TROY M [US]; LOSTOCCO MICHAEL R [US]; NI) 21 June 2007 (2007-06-21) claims 1-30 -----	1-20
P,A	WO 2007/078342 A (KIMBERLY CLARK CO [US]; DYER THOMAS JOSEPH [US]; LOSTOCCO MICHAEL R [U] 12 July 2007 (2007-07-12) claims 1-25 -----	1-20
P,A	WO 2007/075356 A (KIMBERLY CLARK CO [US]; DYER THOMAS JOSEPH [US]; LOSTOCCO MICHAEL R [U] 5 July 2007 (2007-07-05) claims 1-37 -----	1-20
T	US 2007/295464 A1 (FETNER CHRISTOPHER B [US] ET AL) 27 December 2007 (2007-12-27) paragraph [0021] - paragraph [0024]; claims 1-36 -----	1-20

INTERNATIONAL SEARCH REPORT

Information on patent family members

International application No PCT/IB2007/054405
--

Patent document cited in search report		Publication date		Patent family member(s)	Publication date
WO 2007070145	A	21-06-2007	US	2007137808 A1	21-06-2007
			US	2007284069 A1	13-12-2007
			US	2007295465 A1	27-12-2007
WO 2007070129	A	21-06-2007	US	2007137813 A1	21-06-2007
WO 2007078499	A	12-07-2007	US	2007137809 A1	21-06-2007
WO 2007070153	A	21-06-2007	US	2007137811 A1	21-06-2007
WO 2007078342	A	12-07-2007	US	2007137810 A1	21-06-2007
			US	2007144697 A1	28-06-2007
WO 2007075356	A	05-07-2007	AR	058360 A1	30-01-2008
US 2007295464	A1	27-12-2007	US	2008041543 A1	21-02-2008
			US	2008000598 A1	03-01-2008
			US	2008000602 A1	03-01-2008