



US00D731824S

(12) **United States Design Patent**
Nigro

(10) **Patent No.:** **US D731,824 S**

(45) **Date of Patent:** **** Jun. 16, 2015**

(54) **CLOTHES HANGER**

(71) Applicant: **Philippe Nigro**, Milan (IT)

(72) Inventor: **Philippe Nigro**, Milan (IT)

(73) Assignee: **Hermes Sellier (Societe Par Actions Simpliffee)**, Paris (FR)

(**) Term: **14 Years**

(21) Appl. No.: **29/465,404**

(22) Filed: **Aug. 27, 2013**

(30) **Foreign Application Priority Data**

Feb. 28, 2013 (WO) DM/080 743

(51) **LOC (10) Cl.** **06-06**

(52) **U.S. Cl.**
USPC **D6/681.2; D6/672**

(58) **Field of Classification Search**
USPC D6/681.2, 672, 673, 681, 681.1, 681.3,
D6/320, 321, 324, 335, 657
CPC A47B 46/00; A47B 49/00; A47B 67/005;
A47F 5/04; A47F 7/24; A47G 25/0664
See application file for complete search history.

(56) **References Cited**

U.S. PATENT DOCUMENTS

34,372 A * 2/1862 McNeil 211/85.3
(Continued)

OTHER PUBLICATIONS

Metal closet, available Aug. 5, 2014, [online], [site visited Oct. 15, 2014]. Available from internet, <URL: <http://www.architonic.com/pmsht/skew-schonbuch/1240522>>.*

(Continued)

Primary Examiner — Cathron Brooks

Assistant Examiner — Teddy Falloway

(74) *Attorney, Agent, or Firm* — Foley & Lardner LLP

(57) **CLAIM**

The ornamental design for a clothes hanger, as shown and described.

DESCRIPTION

FIG. 1 is a front view of the clothes hanger of the claimed design;

FIG. 2 is a back view of the clothes hanger shown in FIG. 1; FIG. 3 is a right side view of the clothes hanger shown in FIG. 1;

FIG. 4 is a left side view of the clothes hanger shown in FIG. 1;

FIG. 5 is a front perspective view of the clothes hanger shown in FIG. 1;

FIG. 6 is a front perspective view of the clothes hanger shown in FIG. 1, with the mirror thereof in an alternate position;

FIG. 7 is a front perspective view of the clothes hanger shown in FIG. 1, with trays thereof in an alternate position;

FIG. 8 is a top plan view of the clothes hanger shown in FIG. 1, with the mirror thereof in a second alternate position;

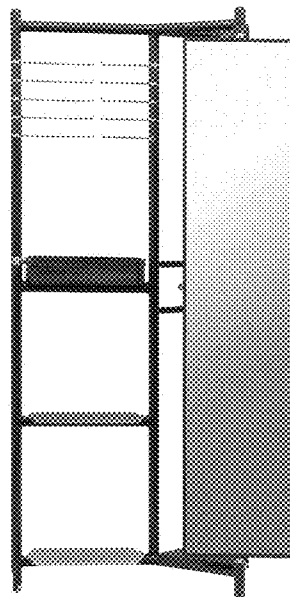
FIG. 9 is a bottom plan view of the clothes hanger shown in FIG. 8;

FIG. 10 is an enlarged partial view of the trays shown in FIG. 7;

FIG. 11 is an enlarged partial view of the trays in a second alternate position; and,

FIG. 12 is an enlarged partial view of the hangers in an alternate position.

1 Claim, 12 Drawing Sheets



(56)

References Cited

OTHER PUBLICATIONS

U.S. PATENT DOCUMENTS

D211,838 S * 7/1968 Gelles D6/414
3,960,275 A * 6/1976 Haughton et al. 211/182
4,351,441 A * 9/1982 Schramm 211/207
4,750,627 A * 6/1988 Myers 211/205
D450,200 S * 11/2001 Lowe D6/411
7,185,899 B2 * 3/2007 Thiede et al. 280/47.35
2008/0129163 A1 * 6/2008 Greiner 312/225
2014/0014604 A1 * 1/2014 de Moraes Correia 211/85.7

Closet system, available Aug. 5, 2014, [online], [site visited Oct. 15, 2014]. Available from internet, <URL: <http://www.architonic.com/pmsht/fusion-system-180/1213931>>.*

Free standing closet, available Dec. 8, 2013, [online], [site visited Oct. 15, 2014]. Available from internet, <URL: <http://tboook.com/free-standing-closet.html>>.*

* cited by examiner




FIG.1




FIG.2




FIG.3



FIG.4




FIG.5



FIG.6




FIG.7




FIG.8




FIG.9



FIG.10



FIG.11




FIG.12