



US00D888243S

(12) **United States Design Patent**
Bajwa

(10) **Patent No.:** **US D888,243 S**

(45) **Date of Patent:** **** Jun. 23, 2020**

- (54) **DENTAL HANDLE INSTRUMENT**
- (71) Applicant: **Younas Bajwa**, Des Plaines, IL (US)
- (72) Inventor: **Younas Bajwa**, Des Plaines, IL (US)
- (73) Assignee: **Novadent USA, Inc.**, Des Plaines, IL (US)
- (**) Term: **15 Years**
- (21) Appl. No.: **29/685,782**
- (22) Filed: **Mar. 29, 2019**
- (51) **LOC (12) Cl.** **24-02**
- (52) **U.S. Cl.**
USPC **D24/154**
- (58) **Field of Classification Search**
USPC D24/119, 133, 143, 147, 152, 153, 154,
D24/156; D28/55, 56, 57, 65; D8/14,
D8/105, 107, 300, 303; 433/118, 119,
433/143
CPC A61C 17/00; A61C 17/20; A61C 17/0202;
A61C 17/225; A61C 3/00; A61C 3/02;
A61C 3/10; A61C 3/14; A61C 3/16;
A61C 15/00; A61C 15/02; A61C 15/048;
A61C 1/10; A61C 1/14; A61C 7/00;
A61C 7/02; A61C 7/04
See application file for complete search history.

D425,202 S *	5/2000	Hammond	D24/152
D428,652 S *	7/2000	Frezel	D24/152
D430,298 S *	8/2000	Holms	D24/152
D442,690 S *	5/2001	Fischer	D24/152
D446,858 S *	8/2001	Holms	D24/152
6,322,362 B1 *	11/2001	Holms	A61C 3/00 433/141
D458,682 S *	6/2002	Szymaitis	D24/152
D492,413 S *	6/2004	Willat	D24/152
D497,036 S *	10/2004	La Magna	D28/57
D522,141 S *	5/2006	Chung	D24/152
D588,747 S *	3/2009	Wittke-Kothe	D24/149
D660,966 S *	5/2012	Sheild	D24/152
D687,553 S *	8/2013	Coreil	D24/149
D729,935 S *	5/2015	Gu	D24/152

(Continued)

Primary Examiner — Wan Laymon
Assistant Examiner — Clint A Samuel
 (74) *Attorney, Agent, or Firm* — Select Patents; Ashkon Cyrus

(57) **CLAIM**

The ornamental design for a dental handle instrument, as shown and described.

DESCRIPTION

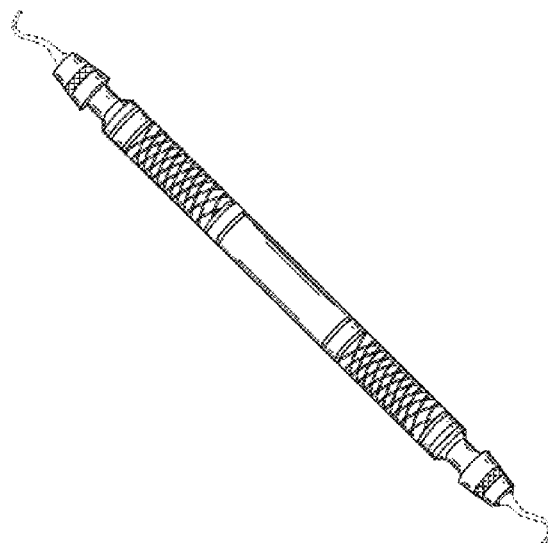
FIG. 1 is a front perspective view of a dental handle instrument with tools shown in broken lines and extending from opposite ends.
 FIG. 2 is a first side plan view thereof.
 FIG. 3 is a second side view thereof.
 FIG. 4 is a top view thereof; and,
 FIG. 5 is a bottom view thereof.
 The broken line showing of the tools is included for the purpose of illustrating environmental structure and forms no part of the claimed design. The other side views of the handle of a dental handle instrument (with or without the tools shown in broken lines) are similar or symmetrical to the illustrated first side plan view of FIG. 2.

1 Claim, 3 Drawing Sheets

(56) **References Cited**

U.S. PATENT DOCUMENTS

D259,660 S *	6/1981	Sosnay	D24/149
4,505,678 A *	3/1985	Andersson	A61C 17/00 433/143
D391,361 S *	2/1998	Evans	D24/133
D394,902 S *	6/1998	Herbst	D24/152
5,816,806 A *	10/1998	Herbst	A61C 3/00 433/141
D416,652 S *	11/1999	Martin	D30/156
6,042,378 A *	3/2000	Fischer	A61C 3/00 433/141



(56)

References Cited

U.S. PATENT DOCUMENTS

D743,550	S	*	11/2015	Lim	D24/152
D745,154	S	*	12/2015	Pace	D24/146
D750,247	S	*	2/2016	Cho	D24/152
D750,781	S	*	3/2016	Tanaka	D24/152
D754,345	S	*	4/2016	Gu	D24/152
D779,064	S	*	2/2017	Sanchez	D24/149
D790,061	S	*	6/2017	Gu	D24/152
D803,400	S	*	11/2017	Latif	D24/154
D805,641	S	*	12/2017	Gu	D24/152
D807,505	S	*	1/2018	Chauhan	D24/154
D807,506	S	*	1/2018	Chauhan	D24/154
D809,138	S	*	1/2018	Khan	D24/133
D827,823	S	*	9/2018	Larsen	D24/146
D839,426	S	*	1/2019	Bajwa	D24/152
2008/0014553	A1	*	1/2008	Garrison	A61C 3/08 433/164
2010/0184000	A1	*	7/2010	Beach	A61C 3/00 433/143
2011/0117519	A1	*	5/2011	Yamada	A61C 3/00 433/141
2018/0085192	A1	*	3/2018	Lasner	A61C 3/14

* cited by examiner

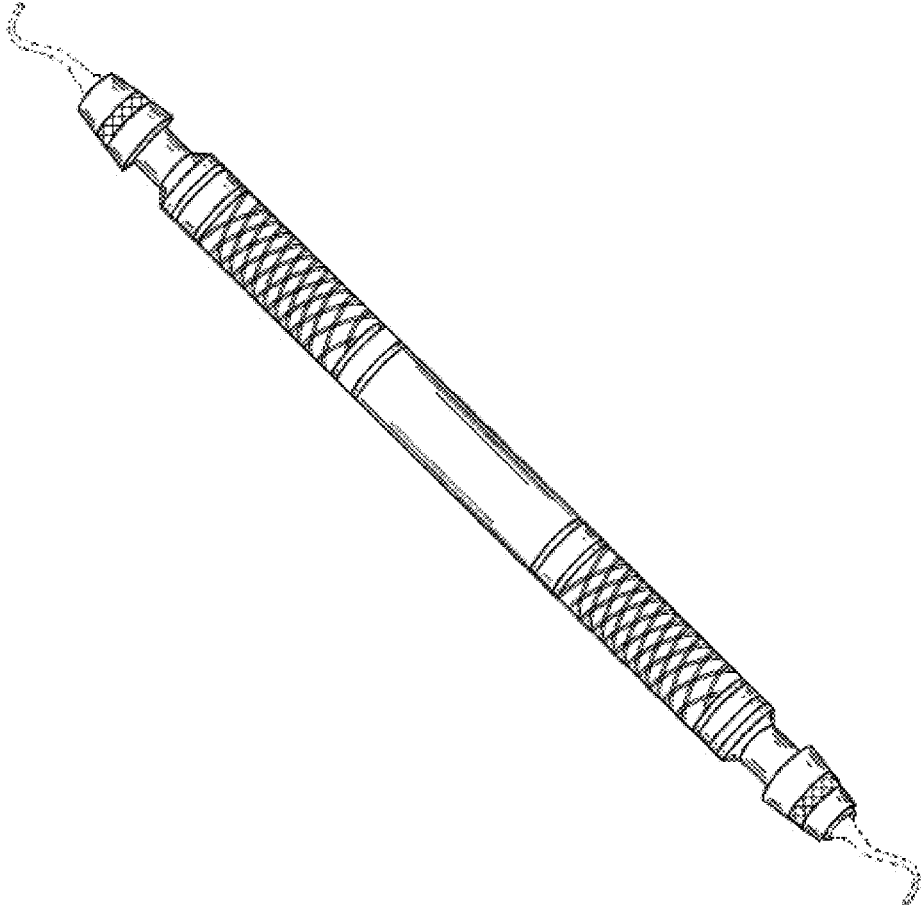


FIG 1.

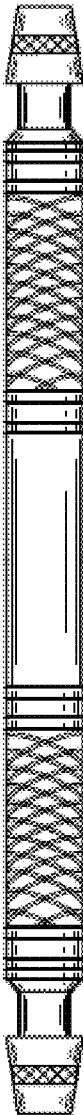


FIG. 2



FIG. 3

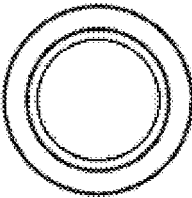


FIG. 4

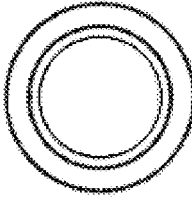


FIG. 5