



US00D662013S

(12) **United States Design Patent**
Hakamata et al.

(10) **Patent No.:** **US D662,013 S**

(45) **Date of Patent:** **** Jun. 19, 2012**

(54) **HOOD FOR AN AUTOMOBILE**

D640,958 S 7/2011 Yokoi et al.
D642,093 S 7/2011 Kubo et al.
D645,800 S * 9/2011 Kumai et al. D12/173

(75) Inventors: **Hiroaki Hakamata**, Toyota (JP);
Satoshi Kimura, Nagoya (JP);
Yukinobu Morioka, Ikeda (JP)

OTHER PUBLICATIONS

Website: URL:<http://catalog.carsensorlab.net/mazda/mpv>, Mazda MPV, Date: Jan. 2008.

Website: URL:<http://www.three2tango.com/car-and-bike-corner/toyota-avanza-the-mini-innova-coming-to-india.html>, Toyota AVANZA, Date: Dec. 3, 2009.

Website: URL:<http://techwizardz.blogspot.com/2010/02/toyota-avanza-stills-and-wallpapers.html>, Toyota AVANZA, Date: Dec. 3, 2009.

(73) Assignee: **Toyota Jidosha Kabushiki Kaisha**,
Toyota-shi (JP)

(**) Term: **14 Years**

* cited by examiner

(21) Appl. No.: **29/388,426**

(22) Filed: **Mar. 29, 2011**

(51) **LOC (9) Cl.** **12-16**

Primary Examiner — Melody N Brown

(52) **U.S. Cl.** **D12/173**

(74) *Attorney, Agent, or Firm* — Finnegan, Henderson, Farabow, Garrett & Dunner, LLP

(58) **Field of Classification Search** D12/173,
D12/196, 86, 90-92; 180/69.21, 69.2, 69.22

See application file for complete search history.

(57) **CLAIM**

(56) **References Cited**

The ornamental design for a hood for an automobile, as shown and described.

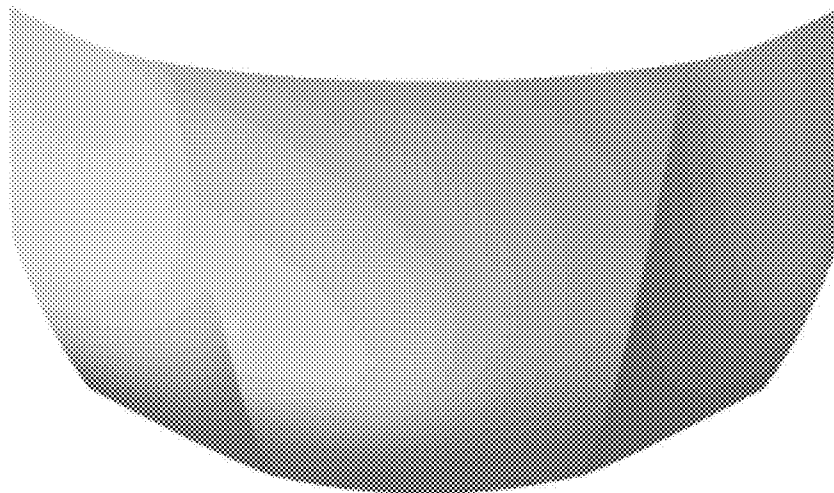
U.S. PATENT DOCUMENTS

DESCRIPTION

D479,491 S	9/2003	Kato et al.	
D525,564 S	7/2006	Akamine et al.	
D525,910 S	8/2006	Sugiura et al.	
D563,275 S	3/2008	Kim et al.	
D575,678 S	8/2008	Matsumoto et al.	
D575,701 S *	8/2008	Zavatski et al.	D12/173
D580,324 S *	11/2008	Lamm	D12/173
D597,899 S *	8/2009	Di Buduo	D12/173
D600,610 S *	9/2009	Lamm	D12/173
D609,144 S *	2/2010	Takayama	D12/173
D610,505 S *	2/2010	Bucher et al.	D12/173
D619,503 S	7/2010	Ishibashi et al.	
D619,510 S	7/2010	Suzuki et al.	
D626,476 S *	11/2010	Loeb	D12/173

FIG. 1 is a front perspective view of a hood for an automobile of our new design;
FIG. 2 is a front view thereof;
FIG. 3 is a rear view thereof;
FIG. 4 is a top plan view thereof;
FIG. 5 is a bottom view thereof;
FIG. 6 is a right side view thereof; and,
FIG. 7 is a left side view thereof.

1 Claim, 4 Drawing Sheets






FIG. 1




FIG. 2



FIG. 3

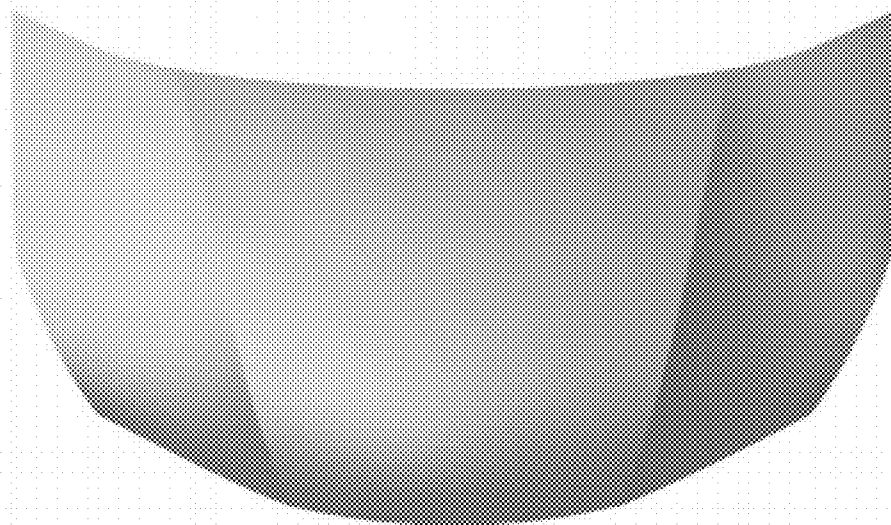


FIG. 4




FIG. 5



FIG. 6




FIG. 7