



(12) **United States Design Patent**
Ahlberg et al.

(10) **Patent No.:** **US D956,357 S**
(45) **Date of Patent:** **** Jun. 28, 2022**

(54) **PART OF SHOULDER STRAP**
(71) Applicant: **NFM AS**, Ski (NO)
(72) Inventors: **Jan Örjan Ahlberg**, Solna (SE);
Martyna Lipinska, Sopot (PL)
(**) Term: **15 Years**
(21) Appl. No.: **35/511,490**
(22) Filed: **Sep. 1, 2020**
(80) **Hague Agreement Data**
Int. Filing Date: **Sep. 1, 2020**
Int. Reg. No.: **DM/211037**
Int. Reg. Date: **Sep. 1, 2020**
Int. Reg. Pub. Date: **Mar. 5, 2021**
(51) **LOC (13) Cl.** **29-02**
(52) **U.S. Cl.**
USPC **D29/101.4**
(58) **Field of Classification Search**
USPC D29/100–101.5; D2/828, 829, 830, 716,
D2/728, 739, 759
CPC A41D 1/04; A41D 13/01; A41D 1/002;
A41D 13/00; A41D 13/0053; A41D
1/005; A41D 2600/20; A41D 13/0002;
A41D 13/0007; A41D 13/0015; A41D
13/005; A41D 13/0051; A41D 13/0058;
A41D 13/012; A41D 13/0153; A41D
13/05; A41D 13/0512; A41D 15/002;
A41D 1/00; A41D 1/02; A41D 1/06;
A41D 2200/20; A41D 2300/20; A41D
2300/32; A41D 2300/33; A41D 2300/50;
A41D 2400/12; A41D 2400/26; A41D
2400/46; A41D 2400/48; A41D 2400/52;
A41D 27/04; A41D 27/10; A41D 27/26;
A41D 31/00; A41D 31/325; A41D 3/00;
A41D 3/02

See application file for complete search history.

(56) **References Cited**

U.S. PATENT DOCUMENTS

7,047,570 B2 *	5/2006	Johnson	F41H 1/02	2/102
7,424,748 B1 *	9/2008	McDunn	F41H 1/02	2/2.5
D602,205 S *	10/2009	Thomas	D29/101.4	
7,979,917 B2 *	7/2011	Osborne	F41H 1/02	2/2.5
8,418,265 B1 *	4/2013	Storms, Jr.	F41H 1/02	2/2.5
8,533,862 B2 *	9/2013	Khandelwal	F41H 1/02	2/2.5
D767,824 S *	9/2016	Hilliard	D29/100	
D777,378 S *	1/2017	Tien	D29/101.4	
D802,885 S *	11/2017	DeWeever	D2/829	
D808,594 S *	1/2018	Tien	D29/101.4	
D854,251 S *	7/2019	Swan	D29/101.4	
D873,494 S *	1/2020	Preisinger	D29/101.4	
D880,073 S *	3/2020	Groat	D29/101.4	
D943,834 S *	2/2022	Siegieńczuk	D29/101.4	
2012/0132066 A1 *	5/2012	Seuk	F41H 1/02	89/937
2012/0180178 A1 *	7/2012	Gallo	F41H 1/02	2/2.5

* cited by examiner

Primary Examiner — Khawaja Anwar

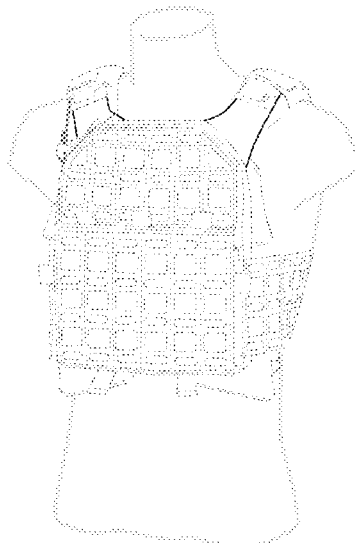
(57) **CLAIM**

The ornamental design for a part of shoulder strap, as shown and described.

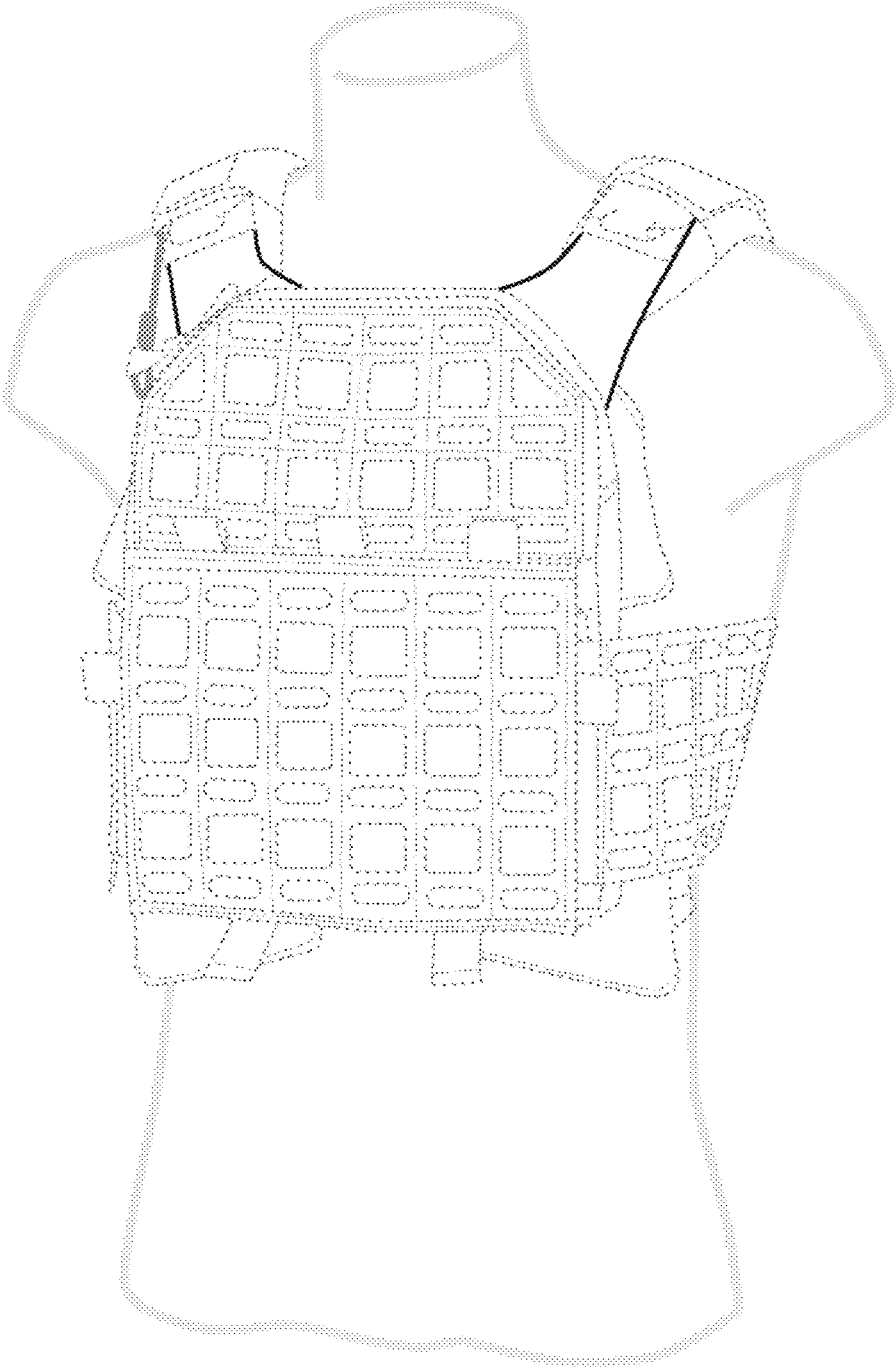
DESCRIPTION

1. Part of shoulder strap
FIG. 1.1 is a perspective view of a part of shoulder strap, showing our design;
FIG. 1.2 is a front elevation view thereof;
FIG. 1.3 is a side elevation view thereof;
FIG. 1.4 is an enlarged view thereof;
FIG. 1.5 is another enlarged view thereof;
FIG. 1.6 is another enlarged view thereof; and
FIG. 1.7 is another enlarged perspective view thereof.

1 Claim, 7 Drawing Sheets



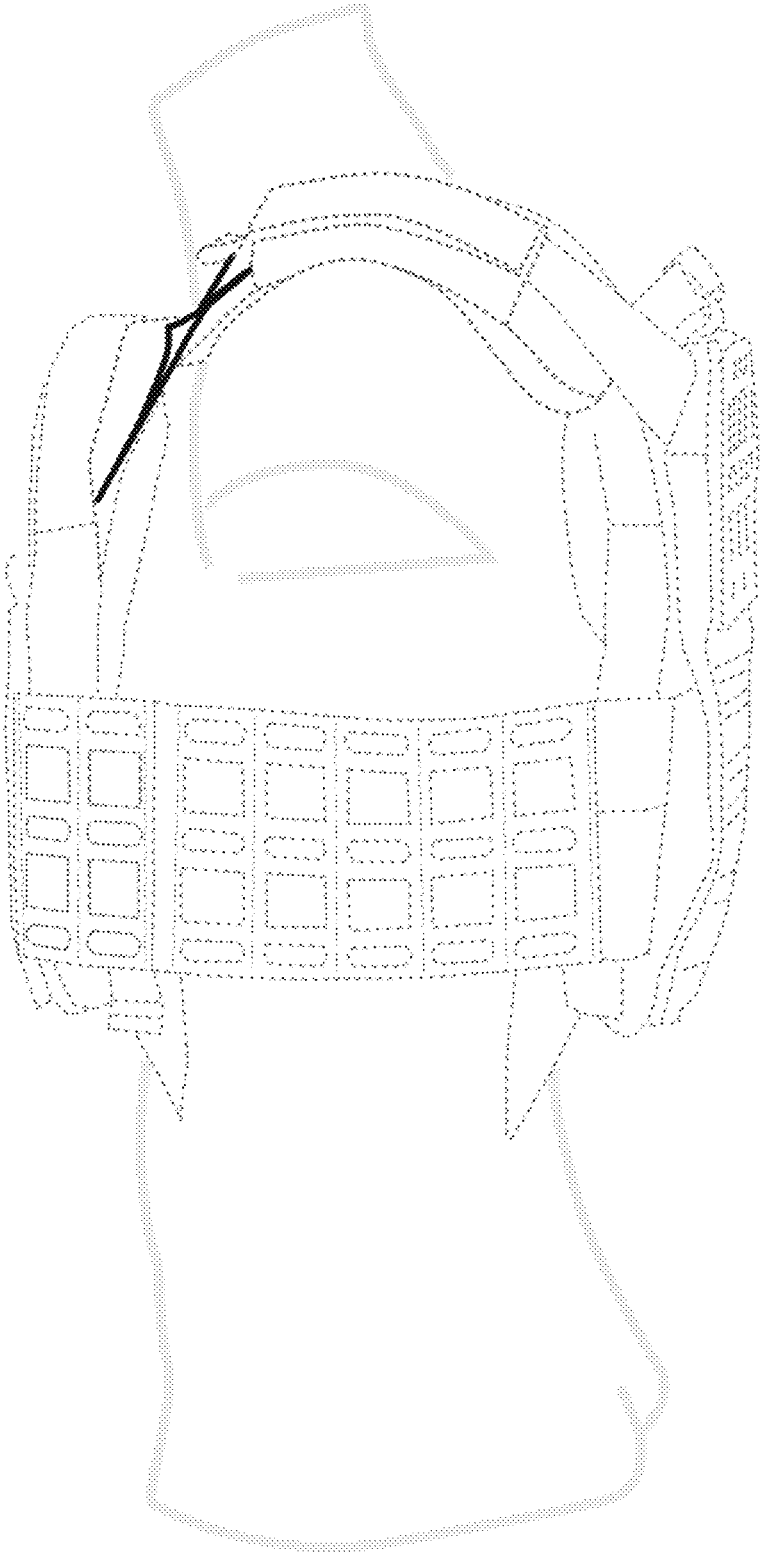
1.1



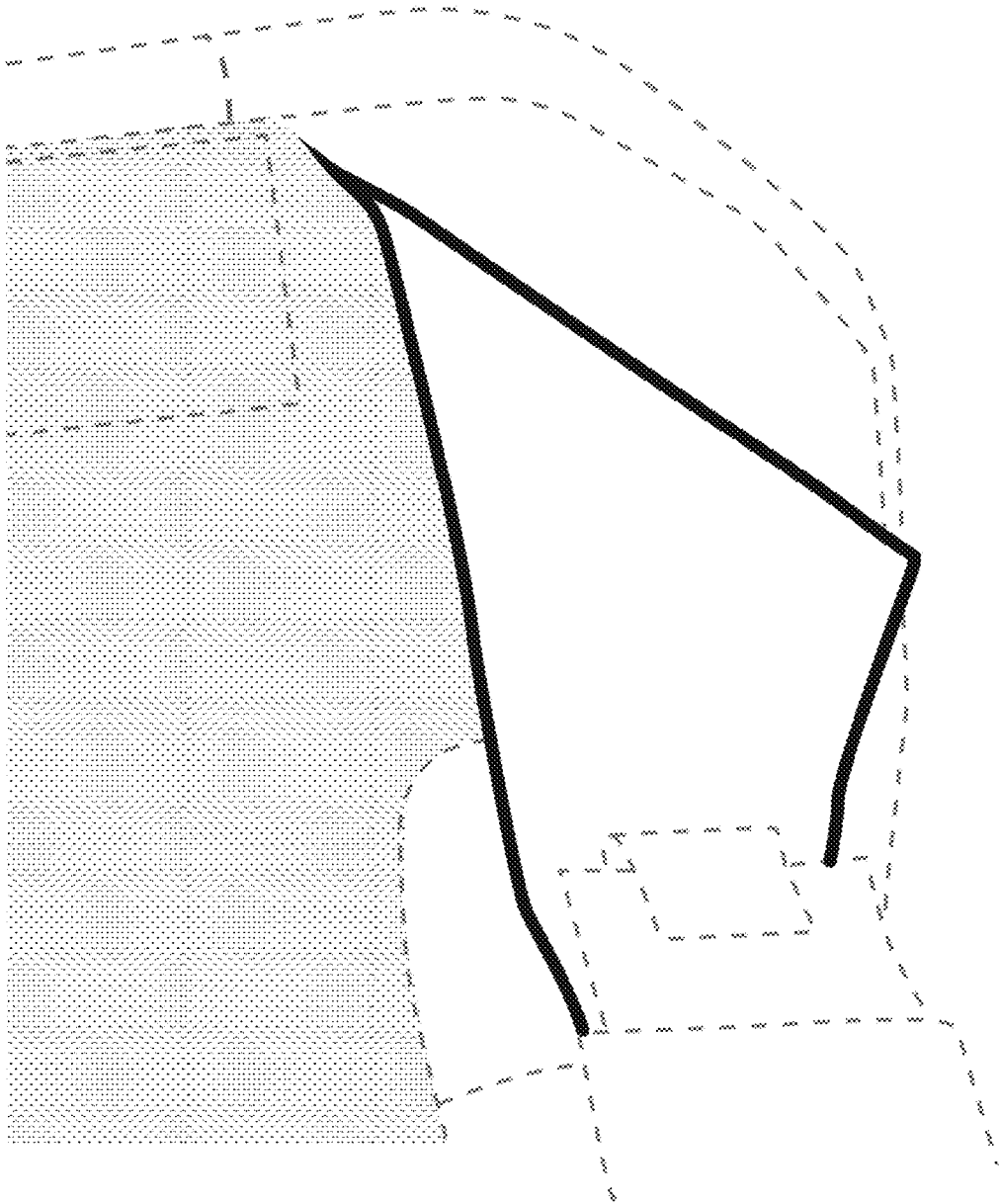
1.2



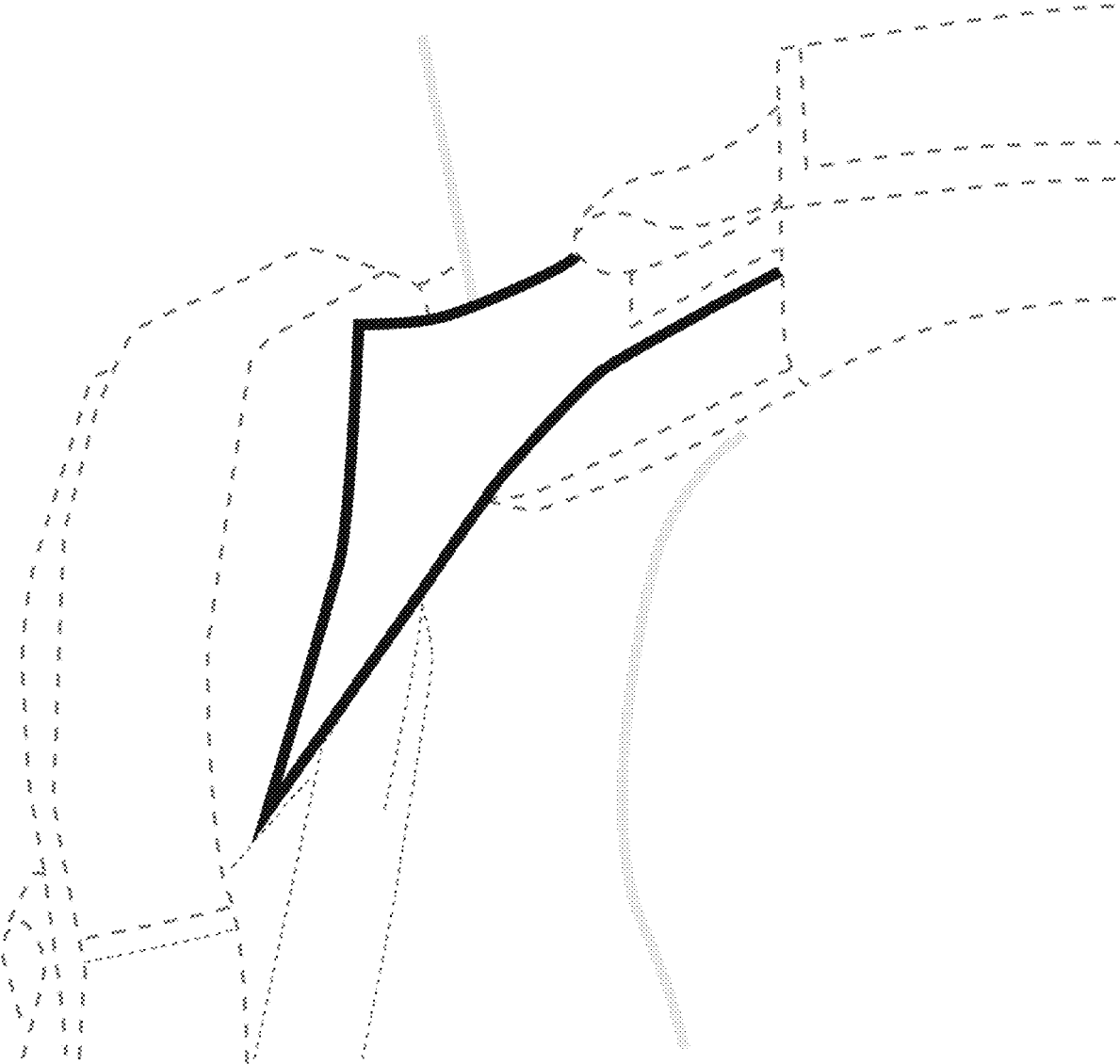
1.3



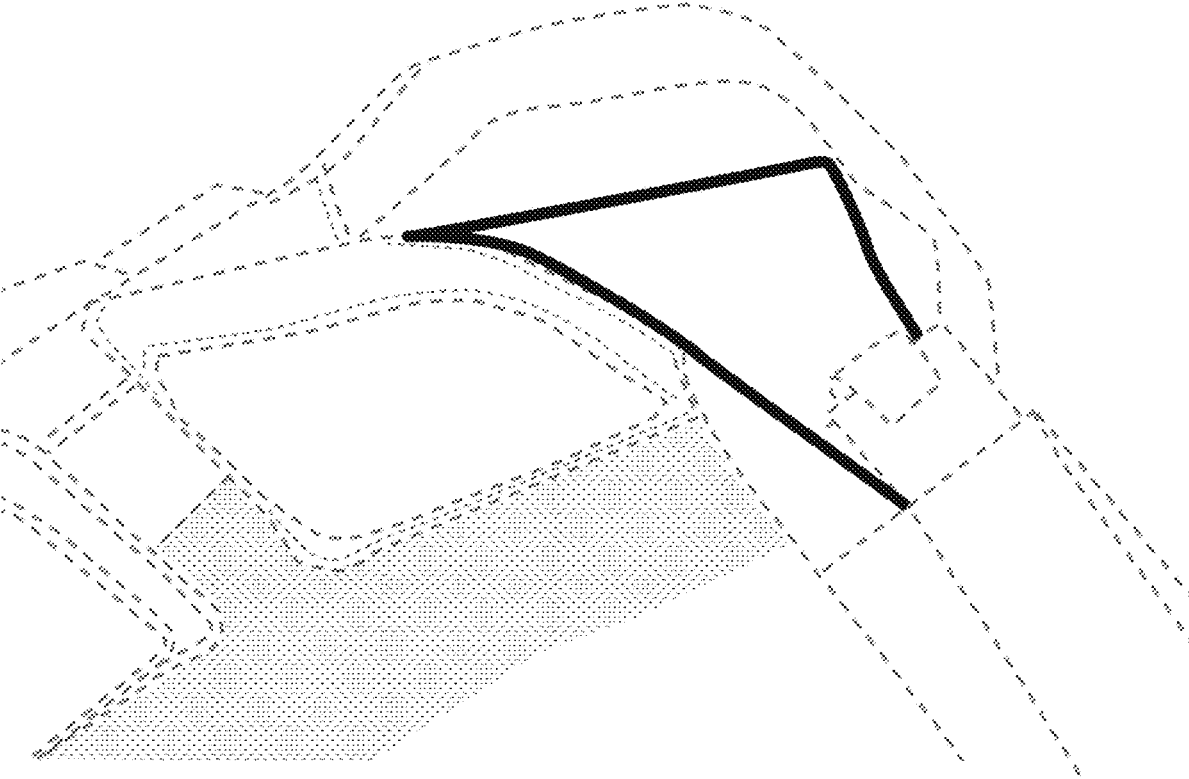
1.4



1.5



1.6



1.7

