



US00D791614S

(12) **United States Design Patent** (10) **Patent No.:** **US D791,614 S**
Sahatjian (45) **Date of Patent:** **** Jul. 11, 2017**

(54) **PORTION CONTAINER**

(71) Applicant: **Sarine Sahatjian**, Simi Valley, CA (US)

(72) Inventor: **Sarine Sahatjian**, Simi Valley, CA (US)

(**) Term: **15 Years**

(21) Appl. No.: **29/555,278**

(22) Filed: **Feb. 19, 2016**

(56) **References Cited**

U.S. PATENT DOCUMENTS

D407,640	S	*	4/1999	Nelson	D28/8.1
D436,129	S	*	1/2001	Fujihara	D19/67
D445,673	S	*	7/2001	Richardson	D28/8.1
D445,674	S	*	7/2001	Pritchett	D28/8.1
D578,019	S	*	10/2008	Friedland	D9/707
D606,882	S	*	12/2009	Sharp	D9/707
D655,201	S	*	3/2012	Schuch	D9/707
D685,029	S	*	6/2013	Cooper	D19/69
D699,127	S	*	2/2014	Garrity	D9/707
D768,007	S	*	10/2016	Kim	D9/710

* cited by examiner

Related U.S. Application Data

(63) Continuation-in-part of application No. 29/553,900, filed on Feb. 5, 2016, now Pat. No. Des. 778,730.

(51) **LOC (10) Cl.** **09-05**

(52) **U.S. Cl.**
USPC **D9/707**

(58) **Field of Classification Search**

USPC D9/702-714, 720-722, 414, 434-435, D9/696, 716, 771, 447, 516-517, D9/738-747, 544, 520-521; D24/118, D24/207, 108; 383/6, 9, 22, 96, 61.1, 383/80-81, 104, 901, 63, 203, 107, 383/119-120, 123, 61.2, 44; 220/675, 220/495.03; 215/381-385, 400, 328, 316; 206/484; D3/202; 428/34.3; 222/92, 222/215, 95, 107; 604/408, 403, 415
CPC ... B65D 1/00; B65D 1/02; B65D 1/09; B65D 1/10; B65D 1/32; B65D 1/0223; B65D 33/00; B65D 33/24

See application file for complete search history.

Primary Examiner — Abraham Bahta

(74) *Attorney, Agent, or Firm* — Hankin Patent Law, APC; Kevin Schraven; Anooj Patel

(57) **CLAIM**

The ornamental design for a portion container, as shown and described.

DESCRIPTION

FIG. 1 is a top perspective view of a portion container, showing my new design.

FIG. 2 is a side elevational view thereof.

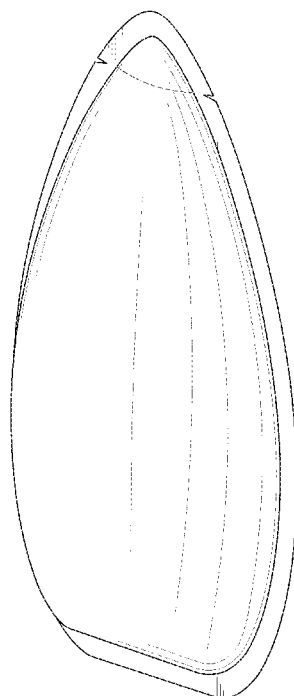
FIG. 3 is a front elevational view thereof.

FIG. 4 is a top plan view thereof; and,

FIG. 5 is a bottom plan view thereof.

The broken lines are for the purpose of illustrating environmental structure and unclaimed subject matter and form no part of the claimed design.

1 Claim, 4 Drawing Sheets



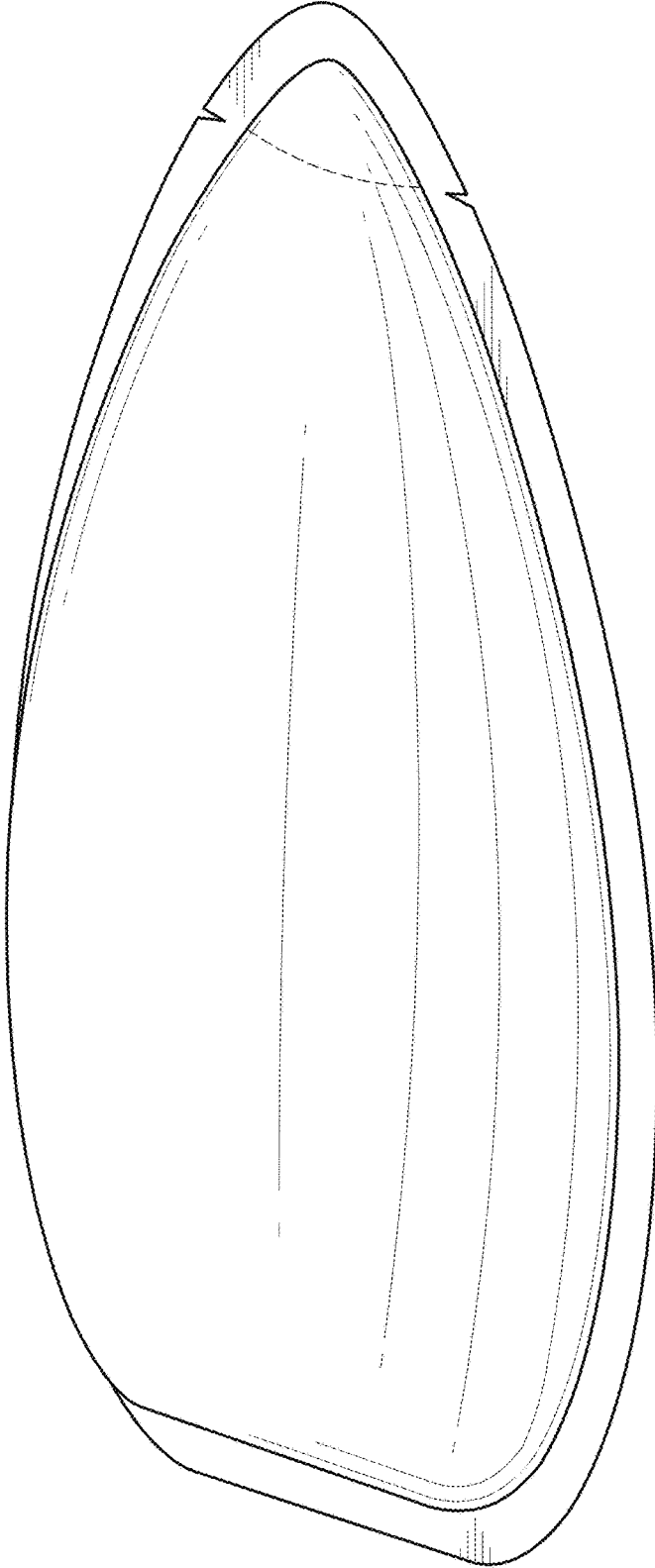


FIG. 1

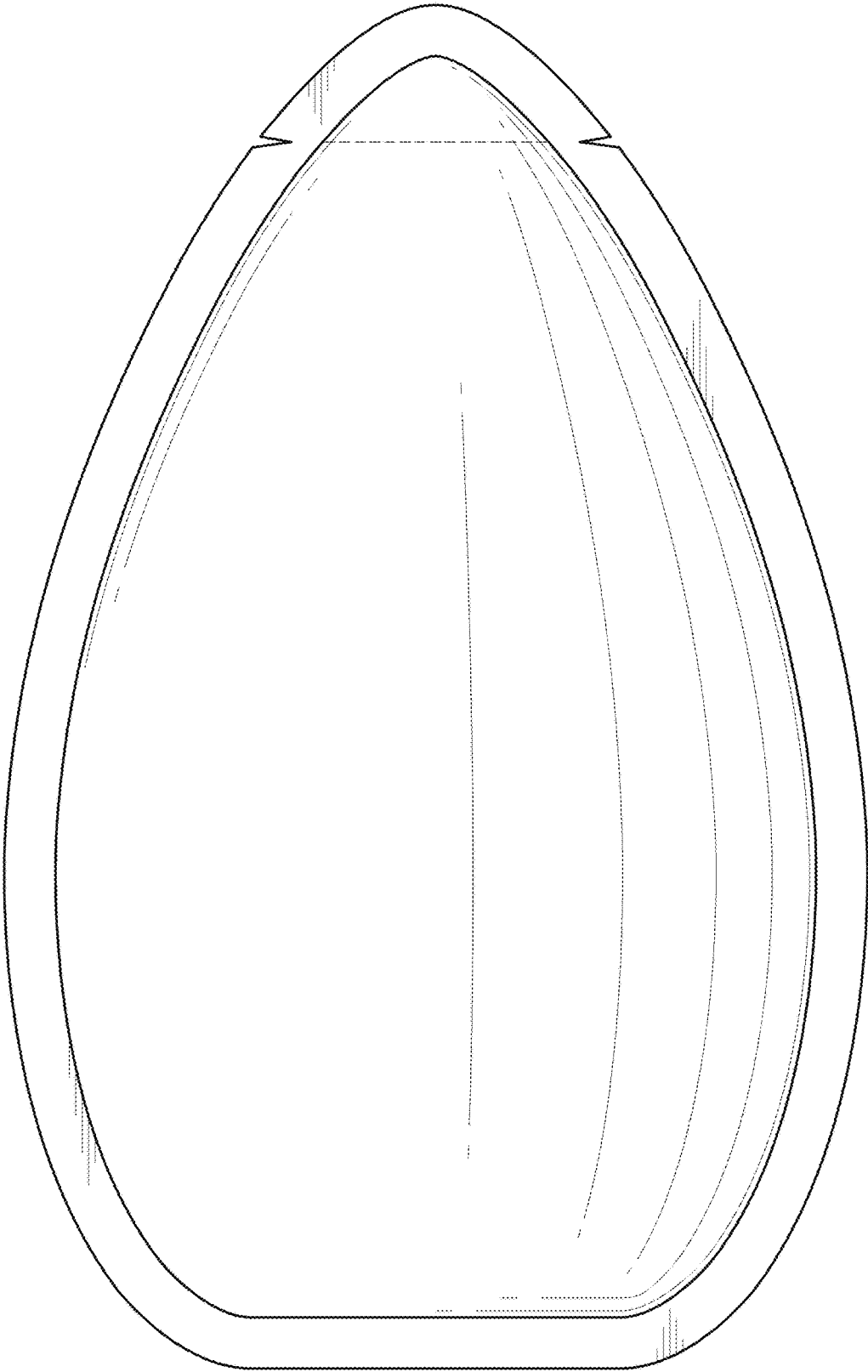


FIG. 2

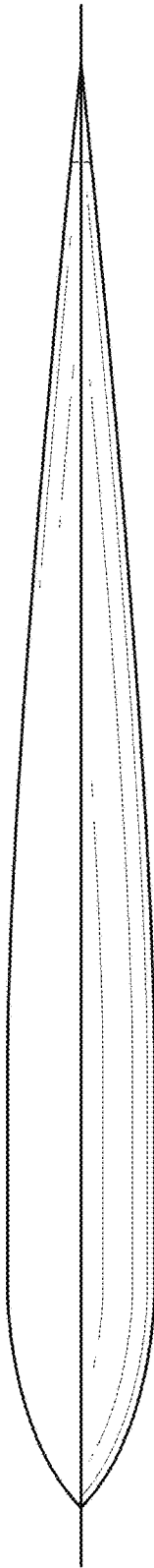


FIG. 3




FIG. 4




FIG. 5