



US00D365577S

United States Patent [19]
Ruvang

[11] **Patent Number:** **Des. 365,577**
[45] **Date of Patent:** ****Dec. 26, 1995**

[54] **PENETRATING SHOVEL TOOTH**
[76] **Inventor:** **John A. Ruvang**, 2018 Grenoble,
Carrollton, Tex. 75007
[**] **Term:** **14 Years**
[21] **Appl. No.:** **21,753**
[22] **Filed:** **Apr. 22, 1994**
[52] **U.S. Cl.** **D15/29**
[58] **Field of Search** **D15/10, 28, 29;**
37/452-454

3,225,467 12/1965 Trocpl 37/452
3,444,633 5/1969 Hensley 37/452
3,959,901 6/1976 Klett 37/452

Primary Examiner—Ted Shooman
Assistant Examiner—Sandra Morris
Attorney, Agent, or Firm—Konneker & Bush

[57] **CLAIM**

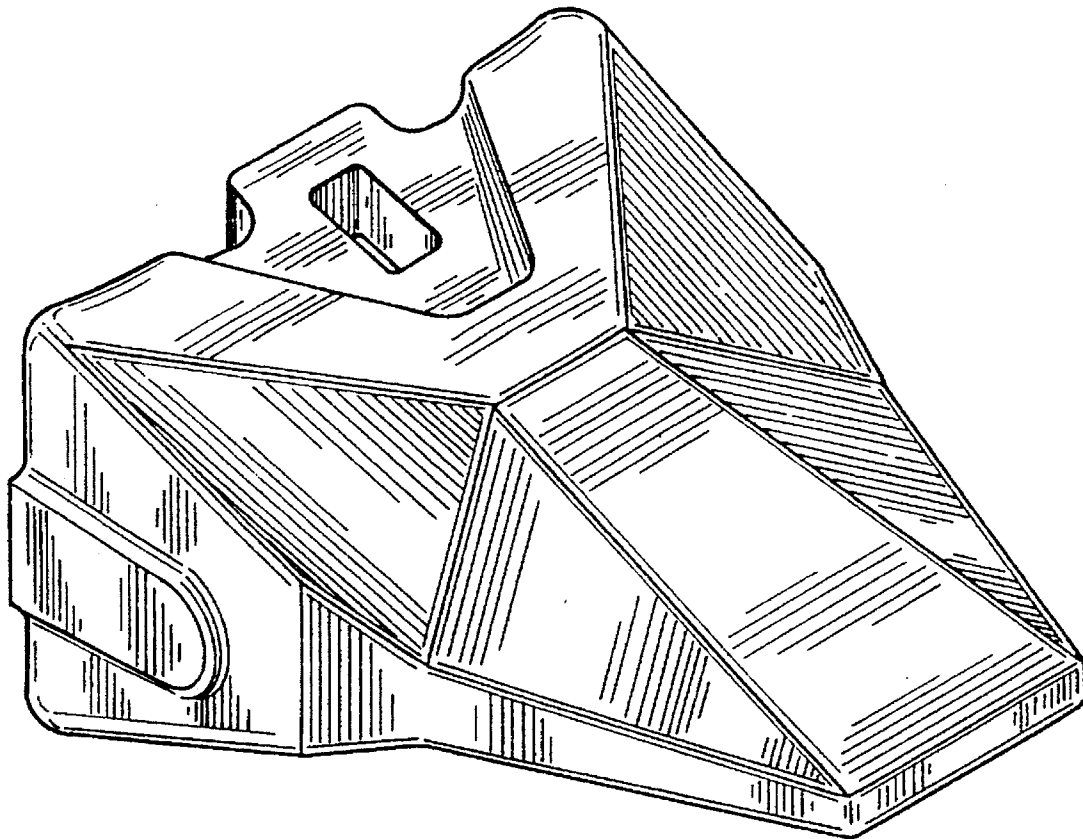
The ornamental design for a penetrating shovel tooth, as shown and described.

DESCRIPTION

FIG. 1 is a front perspective view of the penetrating shovel tooth;
FIG. 2 is a front end elevational view thereof;
FIG. 3 is a right side elevational view thereof, which is a mirror image of the left side elevational view thereof;
FIG. 4 is a rear end elevational view thereof; and,
FIG. 5 is a top plan view thereof, which is a mirror image of the bottom plan view thereof.

[56] **References Cited**
U.S. PATENT DOCUMENTS
D. 228,936 10/1973 Dahlberg et al. D15/29
D. 328,466 8/1992 Robinson D15/29
D. 329,243 9/1992 Robinson D15/29
D. 336,304 6/1993 Robinson D15/29
D. 345,364 3/1994 Robinson D15/29
D. 354,291 1/1995 Edwards D15/29
2,247,202 6/1941 Ratkowski 37/452
3,085,635 4/1963 Livermore 37/452

1 Claim, 2 Drawing Sheets



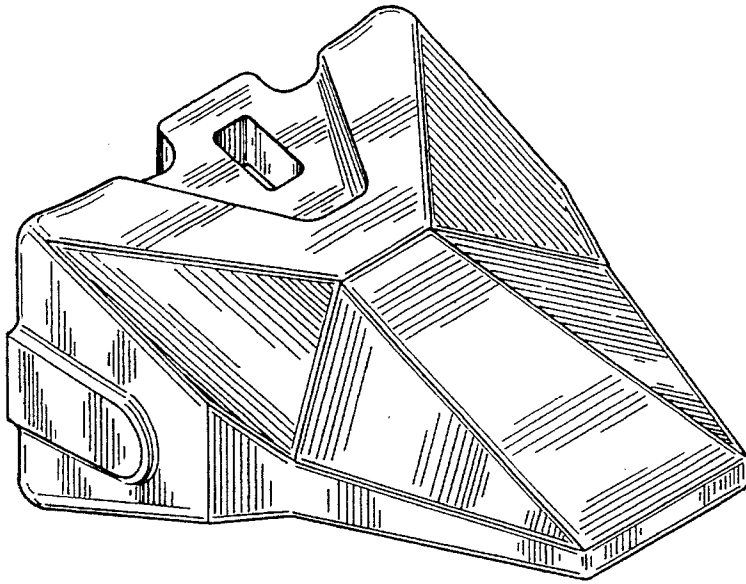


FIG. 1

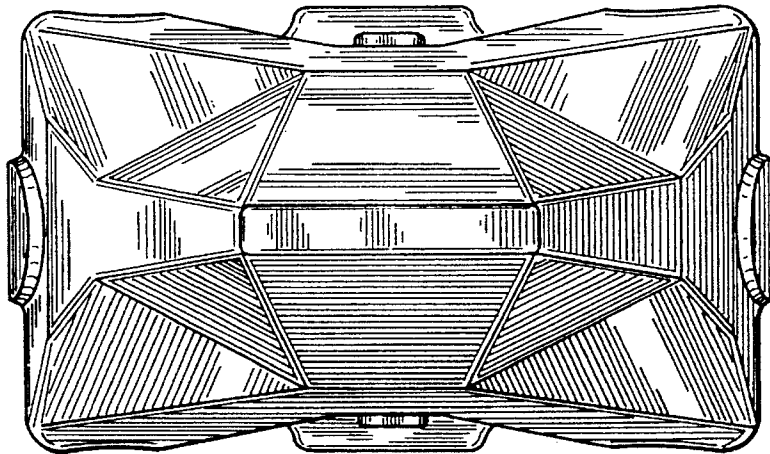


FIG. 2

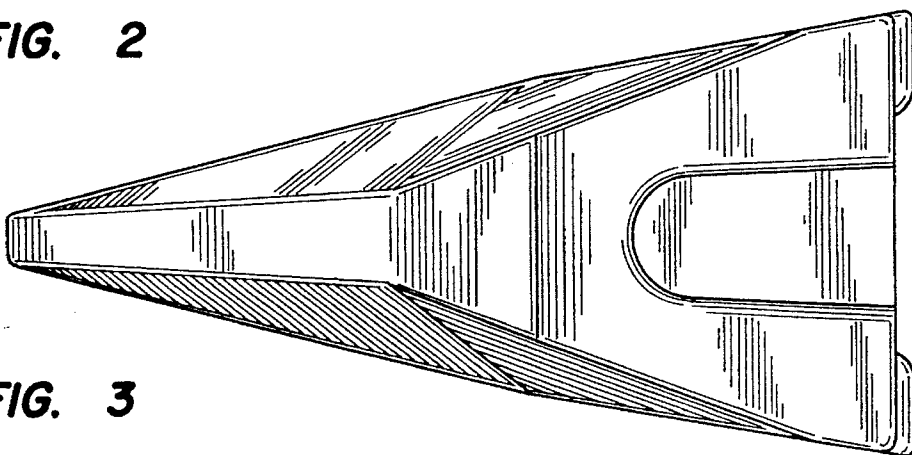


FIG. 3

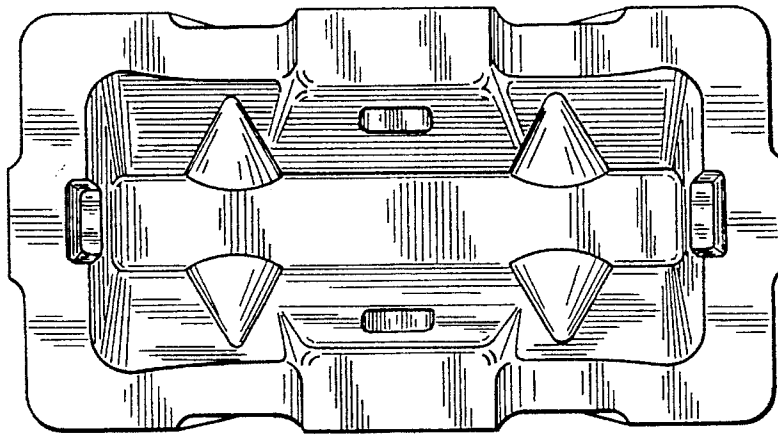


FIG. 4

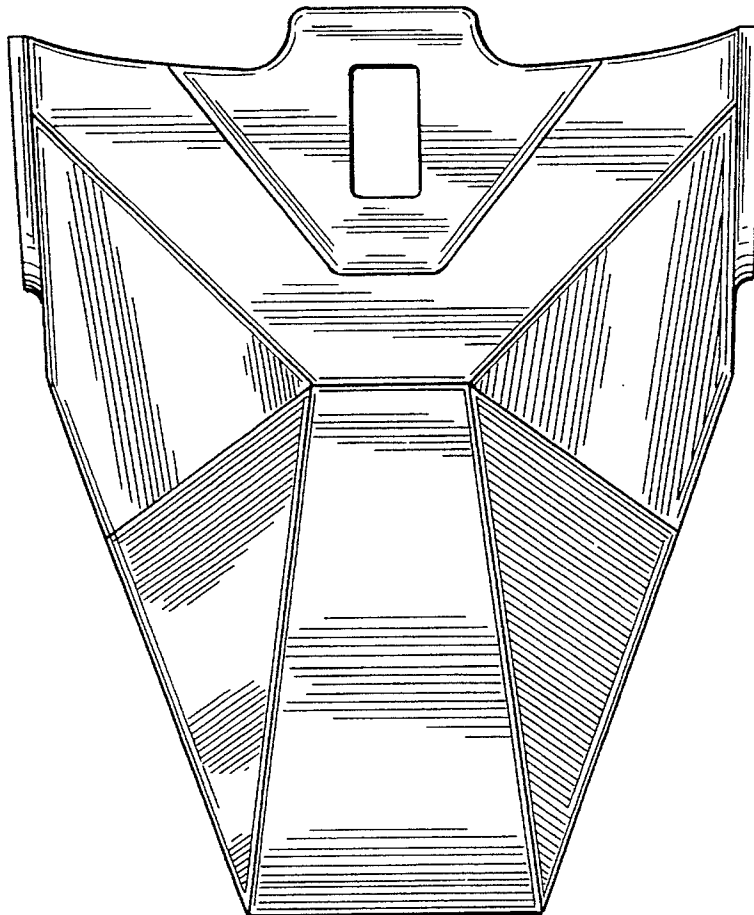


FIG. 5