



US00D695267S

(12) **United States Design Patent**
Schaal et al.

(10) **Patent No.:** **US D695,267 S**

(45) **Date of Patent:** **** *Dec. 10, 2013**

(54) **SET OF HEADPHONES**

(71) Applicant: **Bose Corporation**, Framingham, MA (US)

(72) Inventors: **Nathan David Schaal**, Cambridge, MA (US); **Stephen D. Boyle**, Newton, MA (US); **Adam A. Carr**, Southborough, MA (US); **Kevin M. Krauss**, Sudbury, MA (US); **Michael E. Laude**, Upton, MA (US); **Julie E. Tierney**, Shrewsbury, MA (US); **Robert A. Warden**, Southborough, MA (US)

(73) Assignee: **Bose Corporation**, Framingham, MA (US)

(*) Notice: This patent is subject to a terminal disclaimer.

(**) Term: **14 Years**

(21) Appl. No.: **29/454,941**

(22) Filed: **May 15, 2013**

Related U.S. Application Data

(62) Division of application No. 29/426,761, filed on Jul. 10, 2012, now Pat. No. Des. 684,950.

(51) **LOC (9) Cl.** **14-01**

(52) **U.S. Cl.** **D14/205; D14/223**
USPC

(58) **Field of Classification Search**
USPC D14/205, 223; 181/129, 130, 135;
379/430, 431; 381/380, 381; 455/90.3,
455/575.1

See application file for complete search history.

(56) **References Cited**

U.S. PATENT DOCUMENTS

D334,043	S	*	3/1993	Taniguchi et al.	D14/218
5,222,151	A	*	6/1993	Nagayoshi et al.	381/380
D469,753	S	*	2/2003	Andre et al.	D14/205
D481,377	S	*	10/2003	Eguchi	D14/223
D511,157	S	*	11/2005	Johnson	D14/223
D526,642	S	*	8/2006	Choe	D14/205
D529,901	S	*	10/2006	Ohta	D14/223
D558,735	S	*	1/2008	Carr et al.	D14/206
D582,389	S	*	12/2008	Bose et al.	D14/205
D599,779	S	*	9/2009	Ando	D14/205
D607,875	S	*	1/2010	Pedersen, II	D14/206
D637,998	S	*	5/2011	Brunner et al.	D14/205
D648,316	S	*	11/2011	Lee et al.	D14/205
8,073,181	B2	*	12/2011	Bakalos et al.	381/384
D668,632	S	*	10/2012	Enquist	D14/205
D678,242	S	*	3/2013	Von Euler	D14/205
D684,950	S	*	6/2013	Schaal et al.	D14/205
D684,953	S	*	6/2013	Schaal et al.	D14/223
D686,191	S	*	7/2013	Schaal et al.	D14/205

* cited by examiner

Primary Examiner — Paula Greene

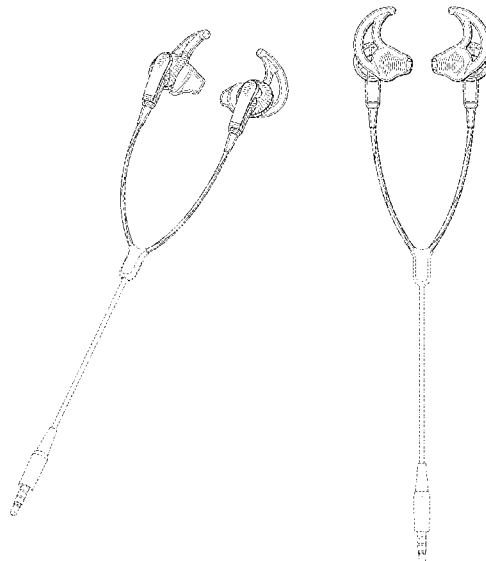
(57) **CLAIM**

The ornamental design for a set of headphones, substantially as shown and described.

DESCRIPTION

FIG. 1 is a perspective view of a set of headphones as seen from the front, bottom, and left side;
FIG. 2 is a front view thereof;
FIG. 3 is a back view thereof;
FIG. 4 is a right side view thereof;
FIG. 5 is a left side view thereof;
FIG. 6 is a top end view thereof; and,
FIG. 7 is a bottom end view thereof.
The dotted line portions of the drawings represent environmental structure only and do not form part of the claimed design.

1 Claim, 4 Drawing Sheets



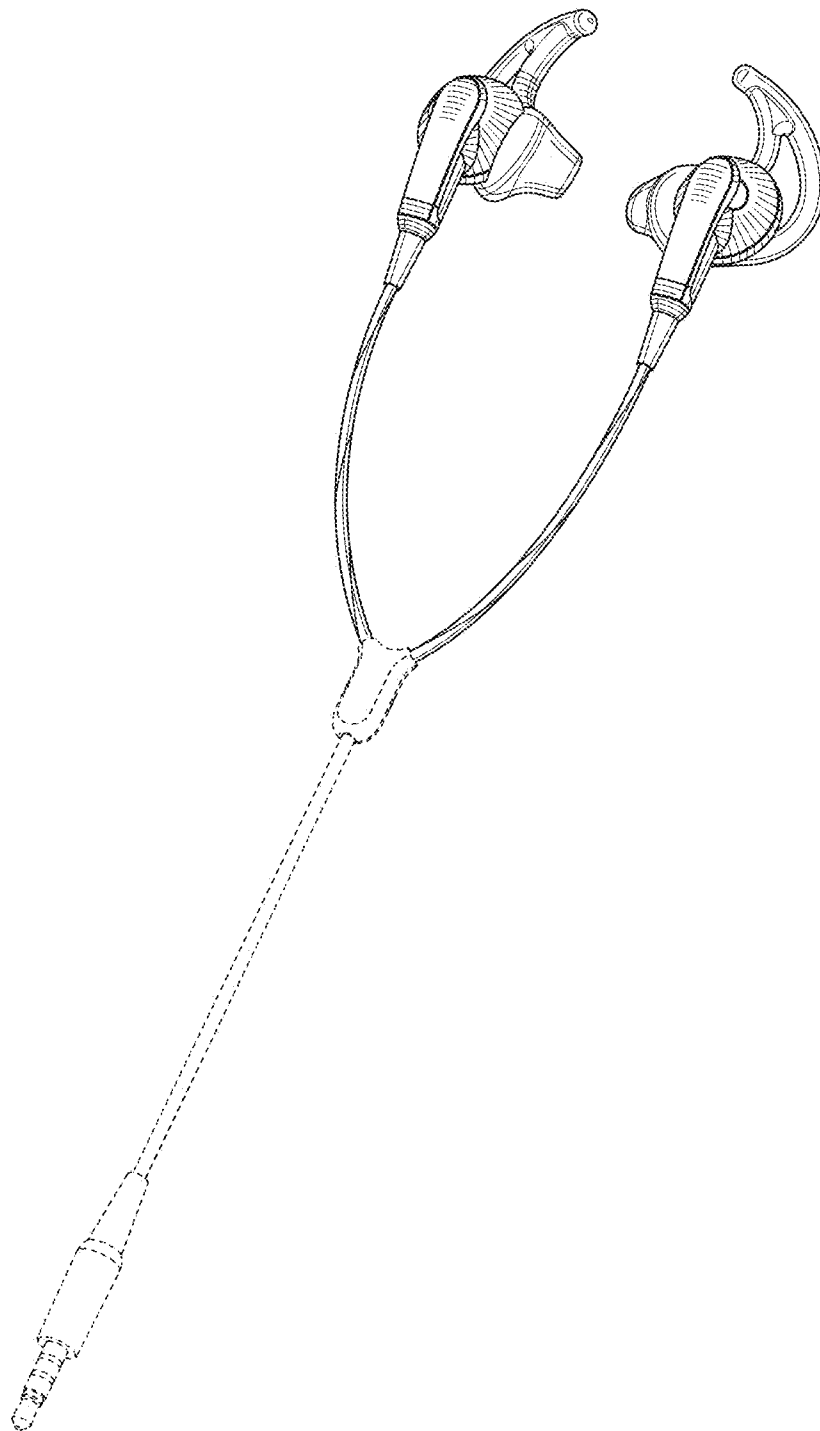


FIG. 1

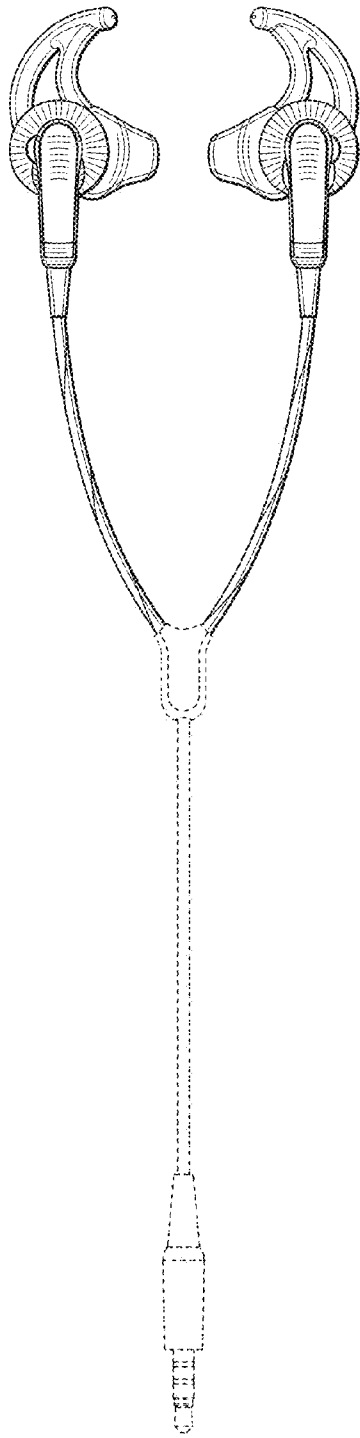


FIG. 2

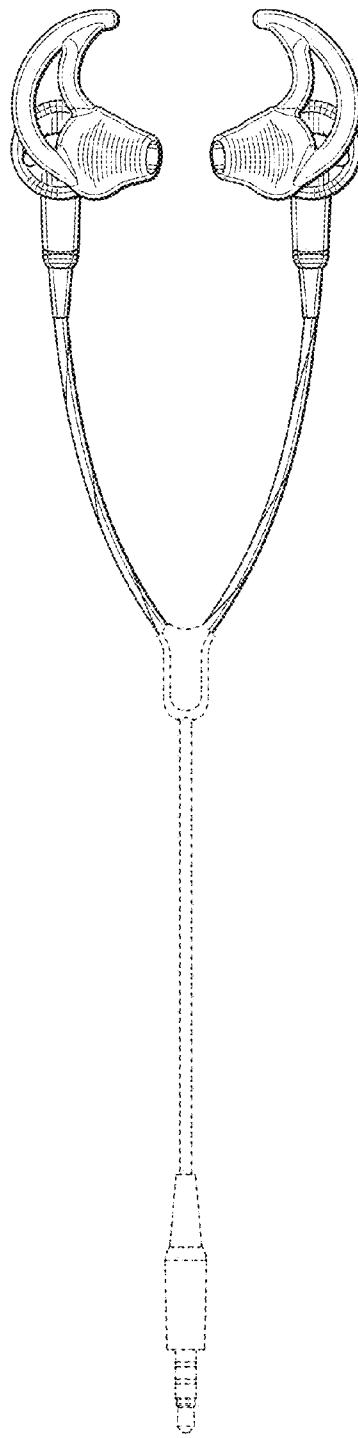


FIG. 3

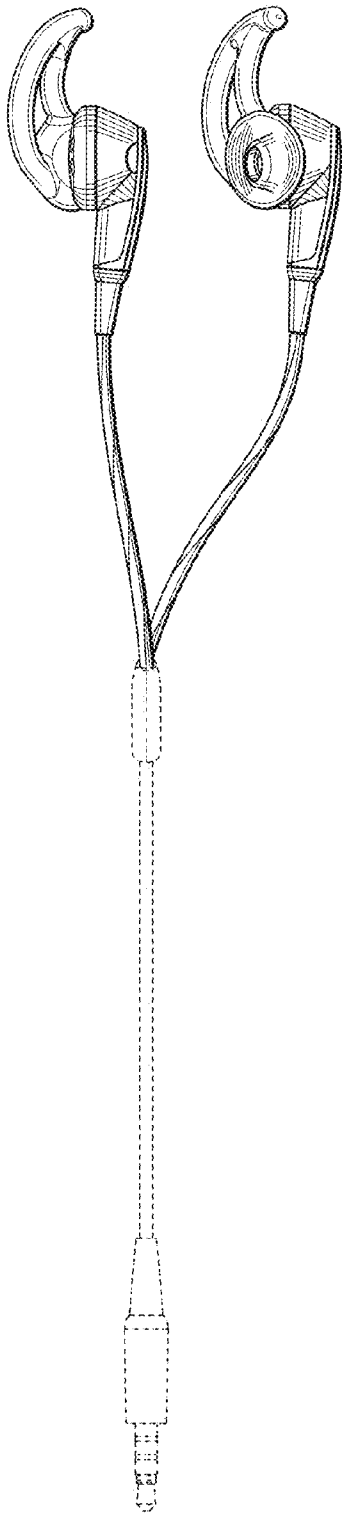


FIG. 4

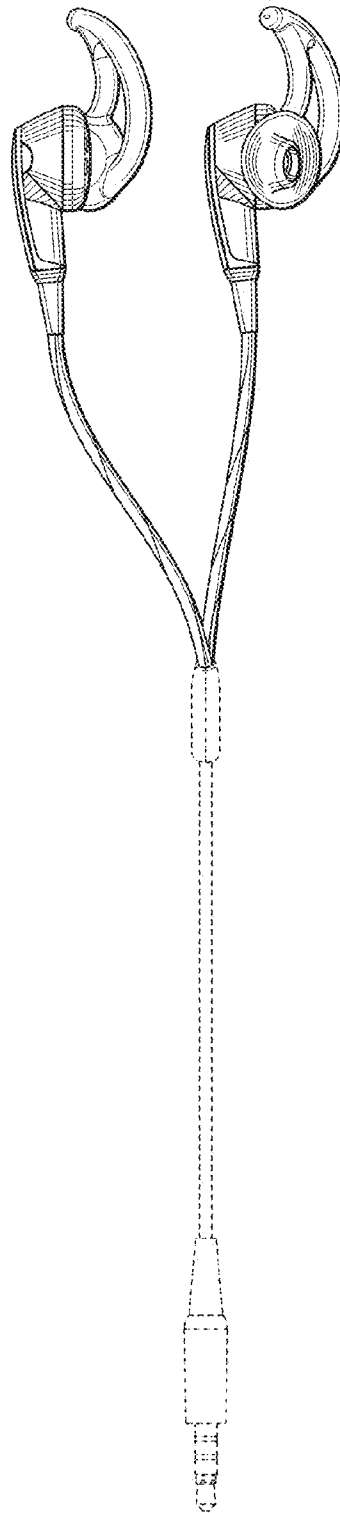


FIG. 5

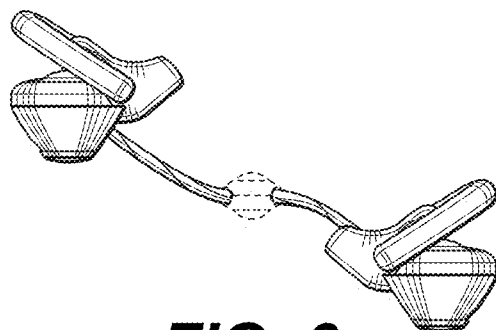


FIG. 6

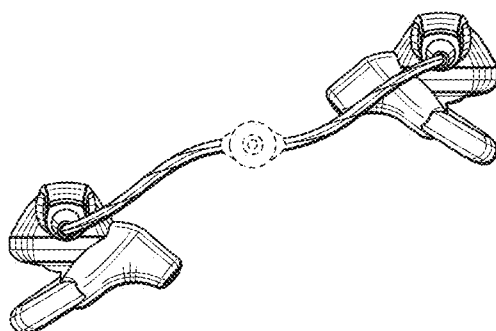


FIG. 7