



US00D967370S

(12) **United States Design Patent**  
**Han et al.**

(10) **Patent No.:** **US D967,370 S**  
(45) **Date of Patent:** **\*\* Oct. 18, 2022**

- (54) **AIR PURIFIER**
- (71) Applicant: **LG ELECTRONICS INC.**, Seoul (KR)
- (72) Inventors: **Sungkyong Han**, Seoul (KR); **Sehwan Bae**, Seoul (KR); **Myungwhoon Lee**, Seoul (KR); **Kangui Cho**, Seoul (KR); **Jiug Ha**, Seoul (KR)
- (73) Assignee: **LG ELECTRONICS INC.**, Seoul (KR)
- (\*\*) Term: **15 Years**

D597,741 S *	8/2009	Harkenrider	.....	D5/60
D656,741 S *	4/2012	Snyder	.....	D5/60
D805,622 S *	12/2017	Lee	.....	D23/364
D818,096 S *	5/2018	Cho	.....	B01D 53/0415 D23/364
D818,097 S *	5/2018	Cho	.....	A61L 9/12 D23/364
D818,098 S *	5/2018	Cho	.....	B01D 46/0047 D23/364
D829,313 S *	9/2018	Cho	.....	F24F 13/28 D23/364
D829,314 S *	9/2018	Cho	.....	F24F 13/082 D23/364
D832,414 S *	10/2018	Sharma	.....	D23/364

(Continued)

- (21) Appl. No.: **29/721,822**
- (22) Filed: **Jan. 23, 2020**
- (30) **Foreign Application Priority Data**

Jul. 25, 2019 (KR) ..... 30-2019-0035875

- (51) **LOC (13) CL.** ..... **23-04**
- (52) **U.S. Cl.**  
USPC ..... **D23/364**

- (58) **Field of Classification Search**  
USPC .. D7/536, 538, 553.8, 554.2, 602-604, 612;  
D9/428, 545, 738, 763-764, 767;  
D23/332-335, 337, 342, 352, 355-366,  
D23/369-370; D5/1-3, 56-63  
CPC .. A61L 9/00; A61L 9/22; B01D 47/00; B01D  
47/027; B01D 2259/4508; B03C 3/155;  
B03C 3/368; F24F 3/16; F24F 13/20;  
F24F 13/28  
See application file for complete search history.

- (56) **References Cited**  
U.S. PATENT DOCUMENTS

D566,404 S *	4/2008	Harkenrider	.....	D5/60
D566,971 S *	4/2008	Harkenrider	.....	D5/60
D569,628 S *	5/2008	Harkenrider	.....	D5/60

*Primary Examiner* — Karen S Acker  
*Assistant Examiner* — Jonathan E Fiencke  
 (74) *Attorney, Agent, or Firm* — Birch, Stewart, Kolasch & Birch, LLP

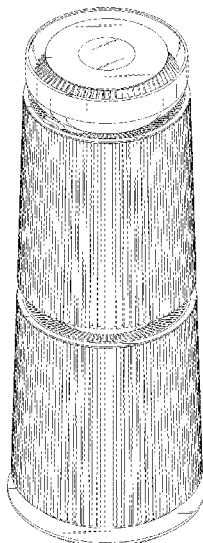
(57) **CLAIM**

We claim the ornamental design for an air purifier, as shown and described.

**DESCRIPTION**

FIG. 1 is a perspective view of an air purifier showing the new design;  
 FIG. 2 is a front elevation view thereof;  
 FIG. 3 is a rear elevation view thereof;  
 FIG. 4 is a left-side elevation view thereof;  
 FIG. 5 is a right-side elevation view thereof;  
 FIG. 6 is a top plan view thereof;  
 FIG. 7 is a bottom plan view thereof; and,  
 FIG. 8 is a partial perspective view showing the air purifier in a state of use.  
 The evenly spaced broken lines and unshaded areas depict portions of the air purifier that form no part of the claimed design. The dot dash dot broken line in FIG. 8 denotes the boundary of the partial view and forms no part of the claimed design.

**1 Claim, 8 Drawing Sheets**



(56)

**References Cited**

## U.S. PATENT DOCUMENTS

D941,980	S	*	1/2022	Zhang	.....	D23/364
D942,604	S	*	2/2022	Yang	.....	D23/364
D943,072	S	*	2/2022	Hu	.....	D23/356
D944,959	S	*	3/2022	Wang	.....	D23/364
D947,341	S	*	3/2022	Xia	.....	D23/364
D948,016	S	*	4/2022	Yoon	.....	D23/364
D950,034	S	*	4/2022	Peng	.....	D23/364
D951,412	S	*	5/2022	Han	.....	D23/364
D952,817	S	*	5/2022	Han	.....	D23/364
D954,241	S	*	6/2022	Han	.....	D23/364
D957,607	S	*	7/2022	Han	.....	D23/364
D957,609	S	*	7/2022	Han	.....	D23/364
2018/0256770	A1	*	9/2018	Jang	.....	A61L 9/12
2019/0264948	A1	*	8/2019	Jung	.....	B01D 46/0047
2020/0188827	A1	*	6/2020	Yang	.....	B01D 53/0415
2021/0278097	A1	*	9/2021	Min	.....	F24F 13/20
2022/0011009	A1	*	1/2022	Lee	.....	F24F 13/28
2022/0011011	A1	*	1/2022	Yang	.....	F24F 13/082

\* cited by examiner

*FIG. 1*





FIG. 2



*FIG. 3*

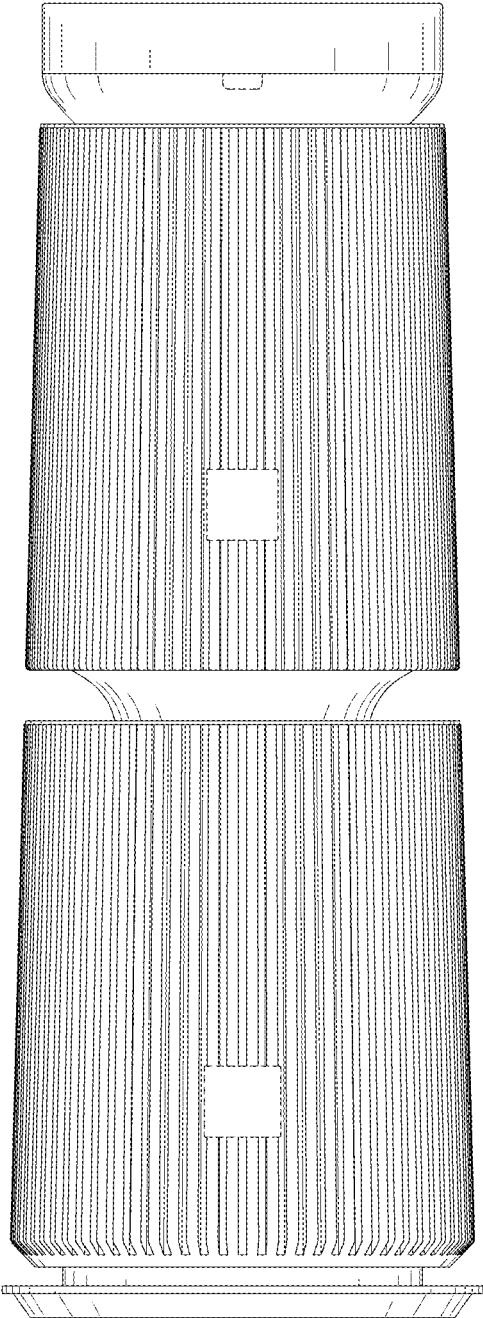


FIG. 4




FIG. 5


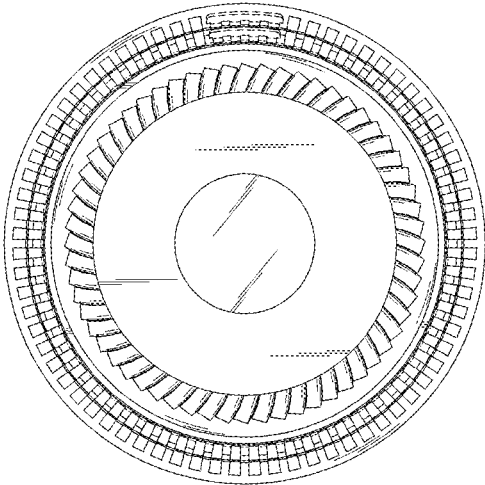


FIG. 6





*FIG. 7*

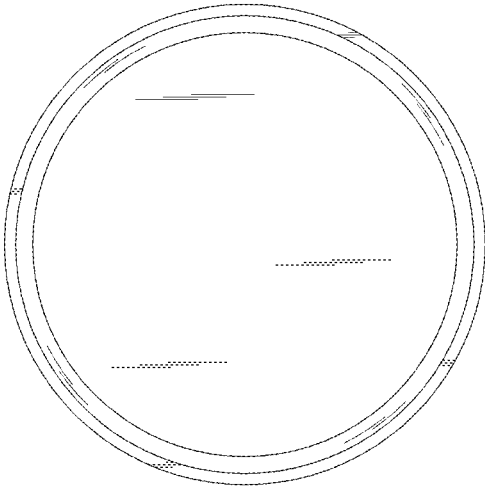


FIG. 8

