



US00D754578S

(12) **United States Design Patent**
Buck et al.

(10) **Patent No.:** **US D754,578 S**

(45) **Date of Patent:** **** Apr. 26, 2016**

(54) **VEHICLE COMPONENT**

(71) Applicant: **Jaguar Land Rover Limited**, Coventry (GB)

(72) Inventors: **Joe Buck**, Coventry (GB); **Adam Setter**, Coventry (GB)

(73) Assignee: **JAGUAR LAND ROVER LIMITED** (GB)

(**) Term: **14 Years**

(21) Appl. No.: **29/512,604**

(22) Filed: **Dec. 19, 2014**

(30) **Foreign Application Priority Data**

Jun. 24, 2014 (EM) 002488932
Jun. 24, 2014 (EM) 002488965

(51) **LOC (10) Cl.** **12-08**

(52) **U.S. Cl.**
USPC **D12/181**

(58) **Field of Classification Search**
USPC D12/181, 191, 196, 400, 190, 88
CPC B60R 13/02; B60R 13/04
See application file for complete search history.

(56) **References Cited**

U.S. PATENT DOCUMENTS

D683,677 S * 6/2013 Varga D12/181

D705,141 S * 5/2014 Jensen D12/181
D710,771 S * 8/2014 Hovind D12/181
D716,204 S * 10/2014 Butterworth D12/181
D717,221 S * 11/2014 Borkert D12/181
D721,310 S * 1/2015 Ito D12/181
D722,929 S * 2/2015 Hatter D12/181
D726,608 S * 4/2015 Curic D12/181
D729,711 S * 5/2015 Chen D12/181
D731,935 S * 6/2015 Robinson D12/181

* cited by examiner

Primary Examiner — Katrina A Betton

(74) *Attorney, Agent, or Firm* — Fishman Stewart PLLC


(57) **CLAIM**

The ornamental design for a vehicle component, as shown and described.

DESCRIPTION

FIG. 1 is a front perspective view of vehicle component; FIG. 2 is a front view of vehicle component; FIG. 3 is a rear view of vehicle component; FIG. 4 is a left side view of vehicle component; FIG. 5 is a right side view of vehicle component; FIG. 6 is a top view of vehicle component; and, FIG. 7 is a supplemental rear perspective view of vehicle in the installed position on vehicle. Portions of the figures shown in diagonal lines are for illustrative purposes only and form no part of the claimed design.

1 Claim, 3 Drawing Sheets



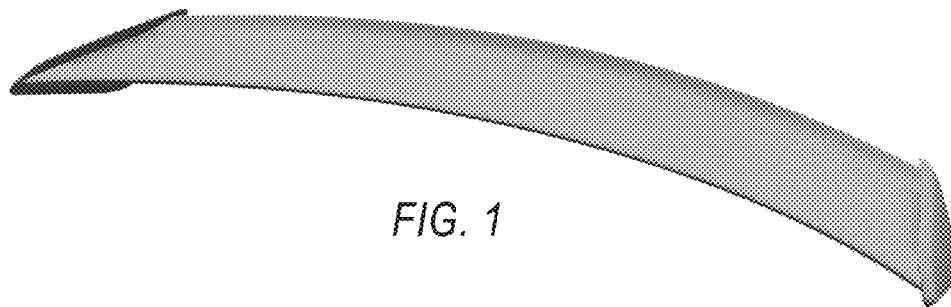


FIG. 1



FIG. 2



FIG. 3




FIG. 4




FIG. 5

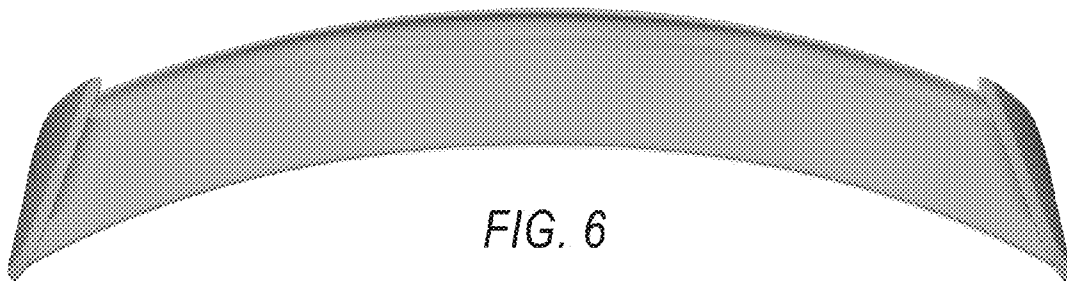


FIG. 6



FIG. 7