



US00D362743S

United States Patent [19]

[11] Patent Number: **Des. 362,743**

Martin

[45] Date of Patent: ****Oct. 3, 1995**

[54] **NOVELTY CAP**

[76] Inventor: **James W. Martin**, 40856 Canyon Heights Dr., Fremont, Calif. 94539

[**] Term: **14 Years**

[21] Appl. No.: **23,704**

[22] Filed: **May 31, 1994**

[52] U.S. Cl. **D2/872**

[58] Field of Search D2/865, 869, 872, D2/873, 877; 2/171, 195.1; D21/76, 128, 134, 140, 135

D. 330,663	11/1992	Copeland	D21/140 X
D. 354,614	1/1995	Chen	D2/869
1,727,484	9/1929	Myers	2/171
4,991,235	2/1991	Warner	D2/873 X

Primary Examiner—Theodore M. Shooman
Assistant Examiner—Paula Mortimer
Attorney, Agent, or Firm—Linval B. Castle

[57] CLAIM

The ornamental design for a novelty cap, as shown and described.

DESCRIPTION

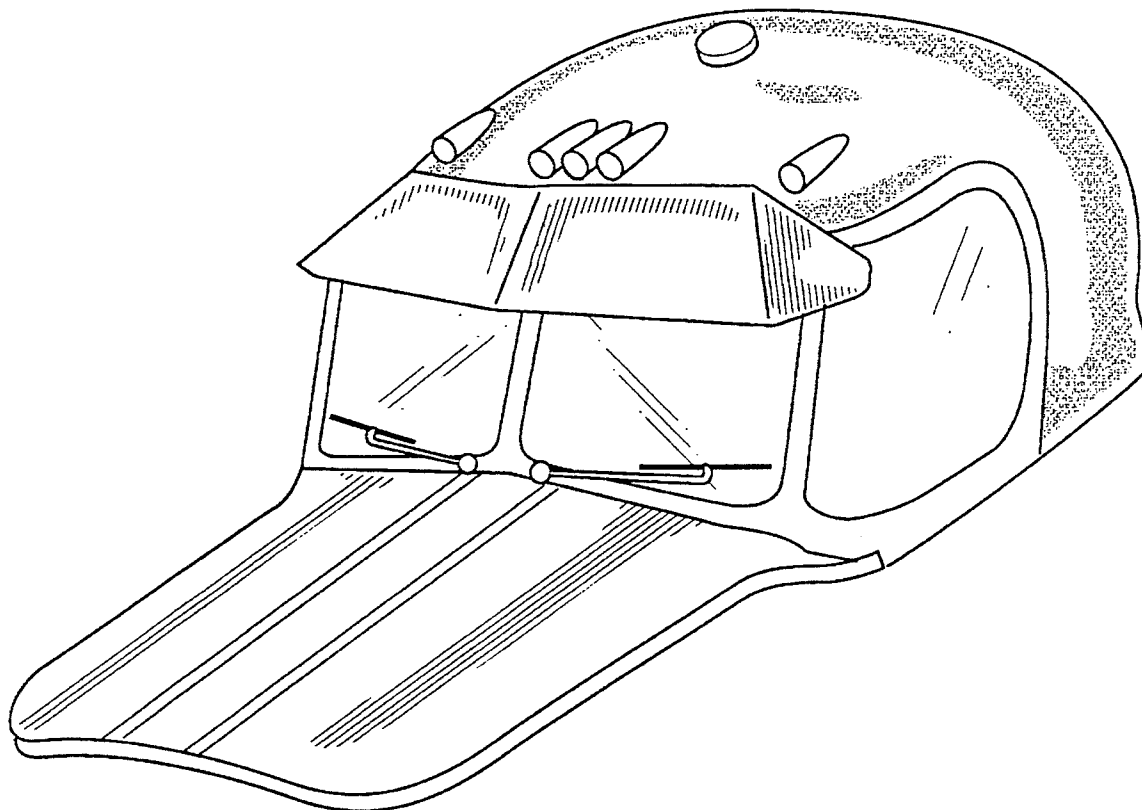
FIG. 1 is a front elevational view of a novelty cap illustrating my new design;
FIG. 2 is a top plan view thereof;
FIG. 3 is a side elevational view thereof, the opposite side being a mirror image thereof;
FIG. 4 is a bottom plan view thereof;
FIG. 5 is a rear elevational view thereof; and,
FIG. 6 is a front perspective view thereof.

1 Claim, 3 Drawing Sheets

[56] References Cited

U.S. PATENT DOCUMENTS

29,006	7/1898	Elkhardt	D2/869
D. 56,990	1/1921	Place	D2/869
D. 80,778	3/1930	Cash	D2/869
D. 230,754	3/1974	Oberlander	D21/135
D. 297,037	8/1988	Matsumoto	D21/140
D. 311,089	10/1990	Guevara	D2/871



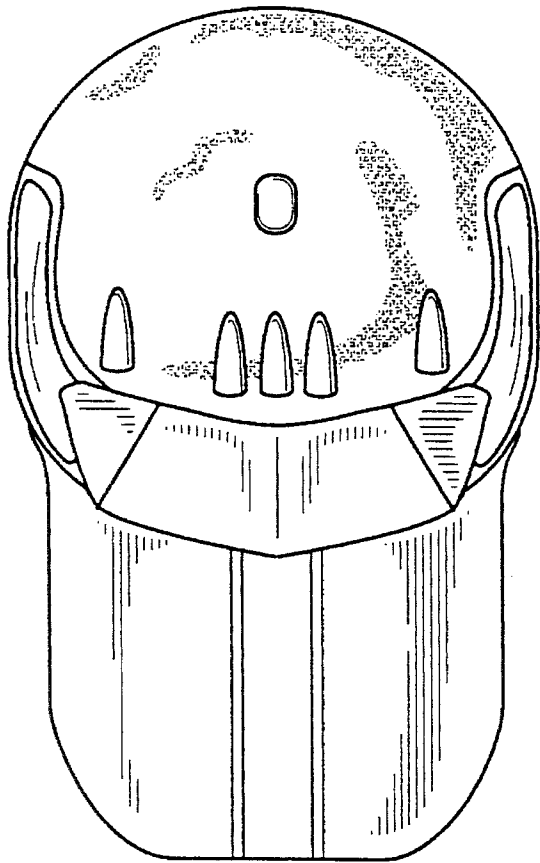


Fig. 2

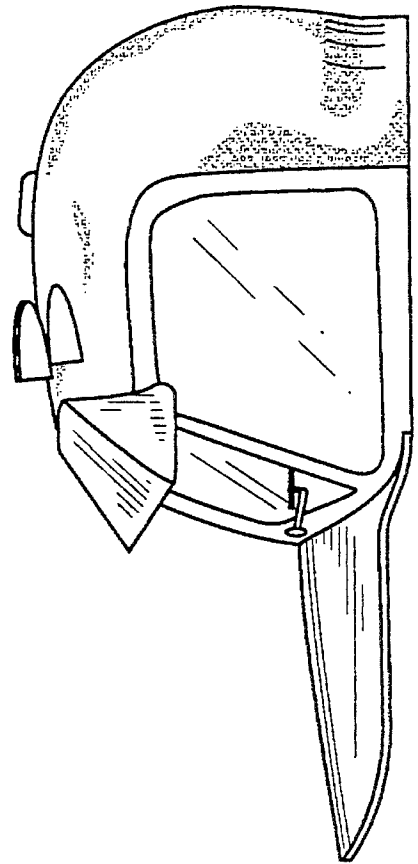


Fig. 3

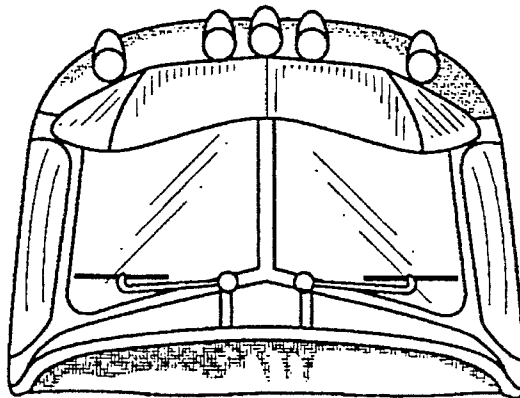


Fig. 1

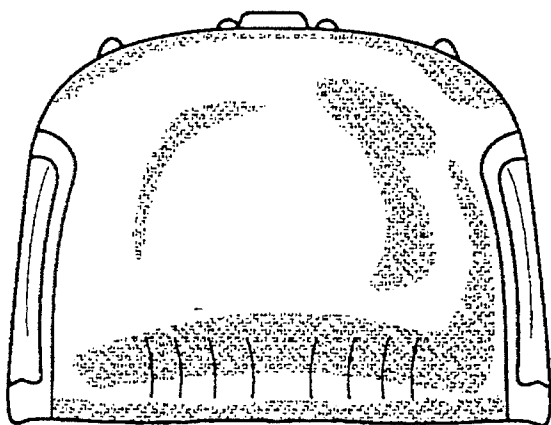


Fig. 5

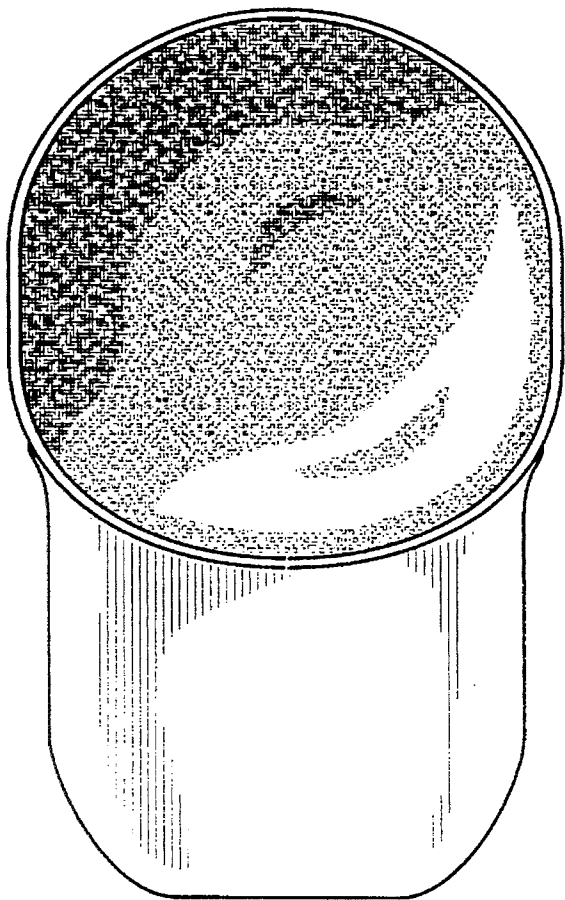


Fig. 4

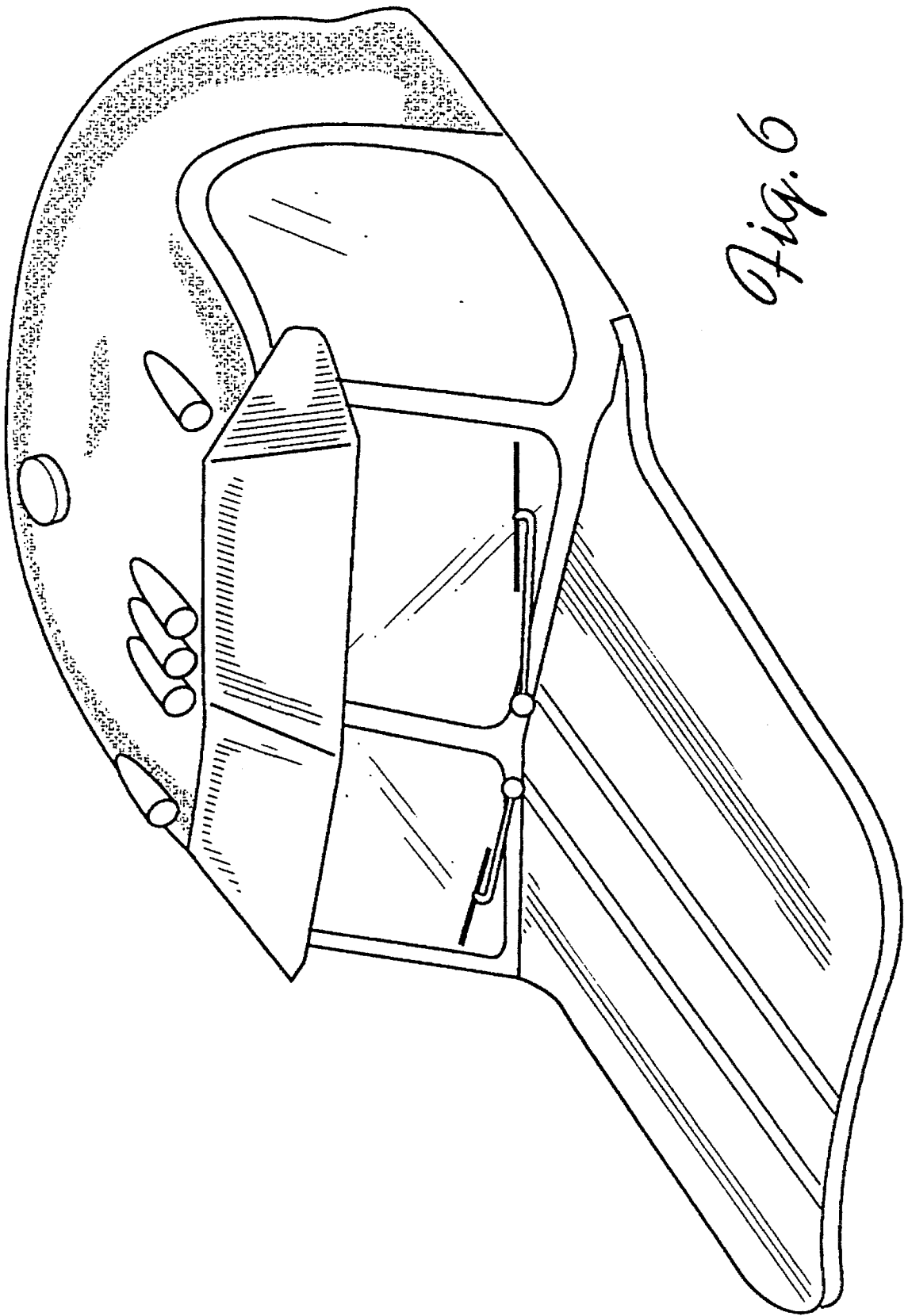


Fig. 6