



(12) **United States Design Patent**
Balan et al.

(10) **Patent No.:** **US D790,607 S**
(45) **Date of Patent:** **** *Jun. 27, 2017**

(54) **TIP FOR A GROUND ENGAGING MACHINE IMPLEMENT**

(71) Applicant: **Caterpillar Inc.**, Peoria, IL (US)

(72) Inventors: **Mihai Mircea Balan**, Dunlap, IL (US);
Douglas Serrurier, Morton, IL (US)

(73) Assignee: **Caterpillar Inc.**, Peoria, IL (US)

(*) Notice: This patent is subject to a terminal disclaimer.

(**) Term: **15 Years**

(21) Appl. No.: **29/580,338**

(22) Filed: **Oct. 7, 2016**

Related U.S. Application Data

(63) Continuation of application No. 29/536,019, filed on Aug. 12, 2015, now Pat. No. Des. 775,240.

(51) **LOC (10) Cl.** **15-03**

(52) **U.S. Cl.**
USPC **D15/29; D15/28**

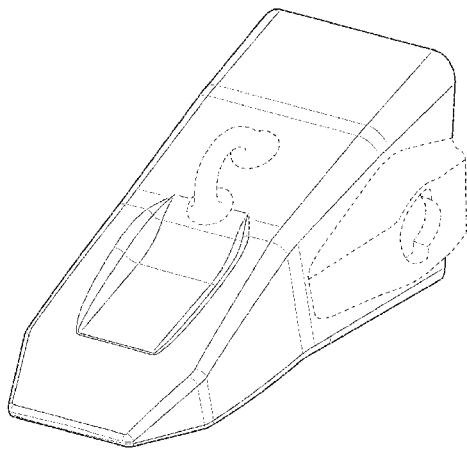
(58) **Field of Classification Search**
USPC D15/11, 28, 29; 37/456, 452, 450, 446, 37/454, 449, 453, 455, 903; 403/379.5, 403/DIG. 1; 111/152; 172/724, 730, 172/766, 770, 771, 721, 713, 699, 772
CPC Y10T 29/49826; Y10T 403/589; Y10T 403/7018; Y10T 403/7075; E02F 9/28; E02F 9/2825; E02F 9/2833; E02F 9/2866; E02F 9/2858; E02F 9/2808; E02F 9/2841
See application file for complete search history.

(56) **References Cited**

U.S. PATENT DOCUMENTS

1,220,186 A 3/1917 Chambers
1,384,701 A 7/1921 McMonegal
1,571,782 A 2/1926 Andrews
1,856,930 A 5/1932 Robin
2,256,488 A 9/1941 Murtaugh

2,427,651 A 9/1947 Baer
D182,143 S 2/1958 Petersen
2,982,035 A 5/1961 Stephenson
3,019,537 A 2/1962 Stephenson
3,079,710 A 3/1963 Larsen et al.
3,312,004 A 4/1967 Johnson
3,623,247 A 11/1971 Stepe
3,774,324 A 11/1973 Lafond
3,823,496 A 7/1974 Querci et al.
3,832,077 A 8/1974 Von Mehren
4,027,408 A 6/1977 Ramella et al.
D251,431 S 3/1979 Klett et al.
D252,461 S 7/1979 Korpi
4,182,057 A 1/1980 Klett et al.
D255,119 S 5/1980 Korpi
4,231,173 A 11/1980 Davis
D275,859 S 10/1984 Nilsson
4,481,728 A 11/1984 Mulder et al.
4,516,340 A 5/1985 Launder
D296,442 S 6/1988 Broomhall
4,761,900 A 8/1988 Emrich
4,776,113 A 10/1988 Bedford et al.
4,848,013 A 7/1989 Bowman et al.
4,932,145 A 6/1990 Reeves
4,949,481 A 8/1990 Fellner
4,965,945 A 10/1990 Emrich
4,980,980 A 1/1991 Schadov et al.
5,018,283 A 5/1991 Fellner
D336,476 S 6/1993 Garman
D339,592 S 9/1993 Johansson
D345,364 S 3/1994 Robinson
D352,044 S 11/1994 Hahn
5,423,138 A 6/1995 Livesay et al.
D365,577 S 12/1995 Ruvang
5,561,925 A 10/1996 Livesay
D385,286 S 10/1997 Moreno
5,709,043 A 1/1998 Jones et al.
D391,583 S 3/1998 Moreno
D392,292 S 3/1998 Moreno
D395,661 S 6/1998 Moreno
5,806,216 A 9/1998 Renski
D399,511 S 10/1998 Launder et al.
5,852,888 A 12/1998 Cornelius
D408,422 S 4/1999 Moreno
D410,657 S 6/1999 Launder et al.
D413,338 S 8/1999 Pueyo Molina
5,937,550 A 8/1999 Emrich
D414,193 S 9/1999 Launder et al.
D415,173 S 10/1999 Zaun
5,983,534 A 11/1999 Robinson et al.
D417,877 S 12/1999 Launder et al.
D429,256 S 8/2000 Zaun
D429,258 S 8/2000 Zaun



6,321,471 B2	11/2001	Fernandez Muñoz et al.	CL	739-2010	12/2010
D454,891 S	3/2002	Ketting et al.	CL	291-2012	11/2012
D460,464 S	7/2002	Ketting et al.	EM 000089099-0001-0003		10/2000
D461,198 S	8/2002	Ketting et al.	EM 000877477-0001-0009		1/2008
D461,832 S	8/2002	Ketting et al.	EM 000895396-0001-0015		3/2008
6,477,796 B1	11/2002	Cornelius	EP	0 411 486 A1	2/1991
6,735,890 B2	5/2004	Carpenter et al.	GB	1049195	3/1988
6,745,503 B1	6/2004	Moreno et al.	GB	1050103	4/1988
6,766,602 B2	7/2004	Cox et al.	GB	2010025	4/1990
D499,749 S	12/2004	Launder et al.	GB	2010026	4/1990
6,836,983 B2	1/2005	Moreno et al.	GB	2057051	12/1995
6,865,828 B1	3/2005	Molino et al.	GB	2057052	12/1995
6,871,426 B2	3/2005	Keech et al.	GB	2057053	12/1995
D505,137 S	5/2005	Steinlage et al.	GB	2060104	4/1996
D512,078 S	11/2005	Poutre	GB	2060105	4/1996
D527,029 S	8/2006	Launder et al.	GB	2057055	9/1996
7,100,315 B2	9/2006	Carpenter et al.	GB	2091441	10/1999
7,168,193 B2	1/2007	Moreno et al.	GB	2091502	10/1999
D552,632 S	10/2007	De Martiis	GB	2095654	3/2000
D560,232 S	1/2008	De Martiis	GB	2097590	3/2000
7,367,144 B2	5/2008	Jones et al.	GB	2097591	4/2000
D614,206 S	4/2010	Ruvang	GB	2097592	4/2000
7,739,814 B2	6/2010	Carpenter et al.	GB	2097593	5/2000
7,762,015 B2	7/2010	Smith et al.	GB	2104929	3/2001
D624,943 S	10/2010	Gibbon	GB	2106421	4/2001
D706,307 S	6/2014	Renski et al.	WF	2 011 927 A2	1/2009
D706,311 S	6/2014	Renski et al.			
D706,312 S	6/2014	Renski et al.			
D706,839 S	6/2014	Renski et al.			
D706,840 S	6/2014	Renski et al.			
D707,263 S	6/2014	Renski et al.			
D707,264 S	6/2014	Renski et al.			
8,943,717 B2	2/2015	Renski et al.			
D727,367 S	4/2015	Renski et al.			
D727,368 S	4/2015	Renski et al.			
D727,369 S	4/2015	Renski et al.			
D727,979 S	4/2015	Renski et al.			
D727,980 S	4/2015	Renski et al.			
D727,981 S	4/2015	Renski et al.			
D727,982 S	4/2015	Renski et al.			
D728,635 S	5/2015	Kunz			
D728,636 S	5/2015	Kunz			
D728,637 S	5/2015	Kunz			
9,062,436 B2	6/2015	Renski et al.			
D748,681 S	2/2016	Renski et al.			
D748,682 S	2/2016	Renski et al.			
D748,684 S	2/2016	Renski et al.			
D748,685 S	2/2016	Kunz			
D749,146 S	2/2016	Renski et al.			
D749,147 S	2/2016	Kunz			
D761,883 S	7/2016	Kunz			
2004/0010949 A1	1/2004	Laguarda et al.			
2008/0028644 A1	2/2008	Almendros et al.			
2012/0131821 A1	5/2012	Brufau Guinovart et al.			
2012/0260540 A1	10/2012	Guimaraes et al.			
2012/0297649 A1	11/2012	Gomar			
2013/0086825 A1	4/2013	Renski et al.			
2013/0185964 A1	7/2013	Anisy et al.			
2013/0333254 A1	12/2013	Wallis et al.			
2014/0259806 A1	9/2014	Rimmey			
2014/0259808 A1	9/2014	LaHood et al.			
2015/0167278 A1	6/2015	Rivera et al.			

OTHER PUBLICATIONS

Caterpillar Inc., Cat® K Series™ Tooth Systems, brochure (4 pages), 2006.

Caterpillar Inc., "Cat Backhoe Loader Options," published Jan. 1, 2005.

U.S. Appl. No. 29/524,183, filed Apr. 17, 2015. (Unpublished).

U.S. Appl. No. 29/536,033, filed Aug. 12, 2015. (Unpublished).

U.S. Appl. No. 29/536,022, filed Aug. 12, 2015. (Unpublished).

U.S. Appl. No. 29/536,024, filed Aug. 12, 2015. (Unpublished).

U.S. Appl. No. 29/536,032, filed Aug. 12, 2015. (Unpublished).

U.S. Appl. No. 29/536,027, filed Aug. 12, 2015. (Unpublished).

U.S. Appl. No. 29/536,030, filed Aug. 12, 2015. (Unpublished).

U.S. Appl. No. 29/536,036, filed Aug. 12, 2015. (Unpublished).

U.S. Appl. No. 29/536,035, filed Aug. 12, 2015. (Unpublished).

U.S. Appl. No. 29/536,029, filed Aug. 12, 2015. (Unpublished).

U.S. Appl. No. 29/536,026, filed Aug. 12, 2015. (Unpublished).

U.S. Appl. No. 29/536,034, filed Aug. 12, 2015. (Unpublished).

U.S. Appl. No. 14/824,655, filed Aug. 12, 2015. (Unpublished).

U.S. Appl. No. 14/824,749, filed Aug. 12, 2015. (Unpublished).

Primary Examiner — Mark Goodwin

(74) *Attorney, Agent, or Firm* — Saidman Design Law Group

(57)

CLAIM

The ornamental design for a tip for a ground engaging machine implement, as shown and described.

DESCRIPTION

FIG. 1 is a front perspective view of a tip for a ground engaging machine implement showing our new design;

FIG. 2 is a front view thereof;

FIG. 3 is a rear view thereof;

FIG. 4 is a left side view thereof;

FIG. 5 is a right side view thereof;

FIG. 6 is a top view thereof;

FIG. 7 is a bottom view thereof;

FIG. 8 is a front perspective view of a second embodiment thereof;

FIG. 9 is a front view thereof;

FIG. 10 is a rear view thereof;

FIG. 11 is a left side view thereof;

FOREIGN PATENT DOCUMENTS

CL	2068-1995	10/1996
CL	391-1998	11/1998
CL	1193-1999	9/1999
CL	223-1999	11/1999
CL	1457-1999	11/1999
CL	1583-1999	6/2000
CL	2671-2005	7/2006
CL	3115-2005	9/2006
CL	3116-2005	9/2006
CL	173-2008	8/2008
CL	174-2008	8/2008
CL	2524-2008	1/2009
CL	1764-2008	7/2009
CL	618-2010	11/2010

FIG. 12 is a right side view thereof;
FIG. 13 is a top view thereof;
FIG. 14 is a bottom view thereof;
FIG. 15 is a front perspective view of a third embodiment thereof;
FIG. 16 is a front view thereof;
FIG. 17 is a rear view thereof;
FIG. 18 is a left side view thereof;
FIG. 19 is a right side view thereof;
FIG. 20 is a top view thereof; and,
FIG. 21 is a bottom view thereof.
The dashed broken lines represent structure or features which form no part of the claimed design; the broken lines themselves form no part of the claimed design.
The line shading in FIGS. 1-21 represents contour.

1 Claim, 9 Drawing Sheets

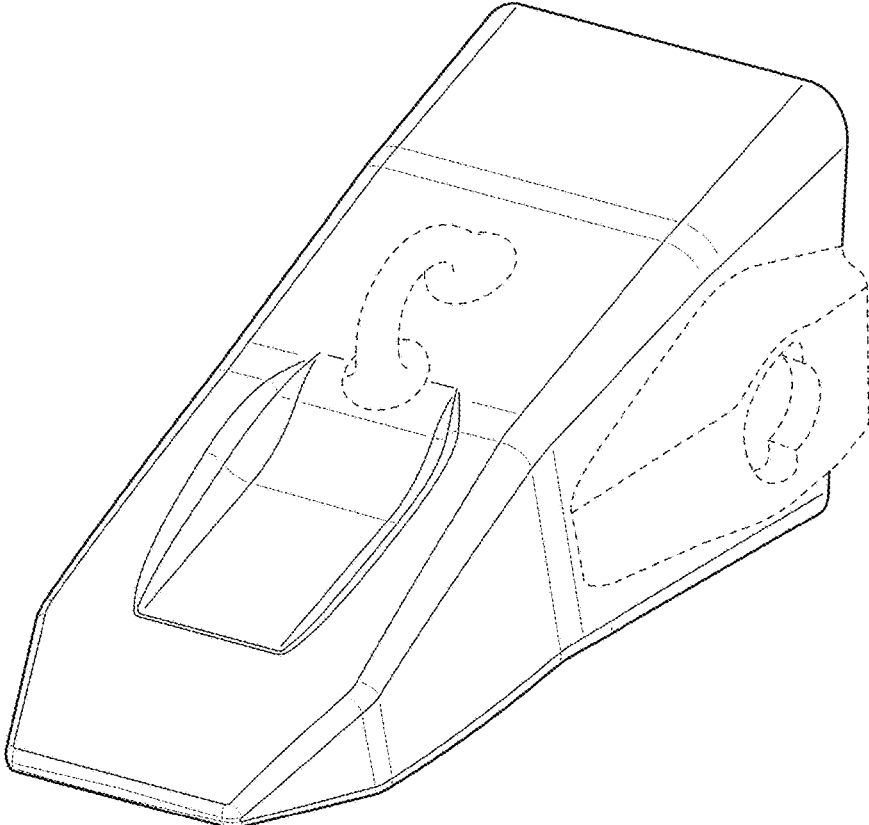


FIG. 1

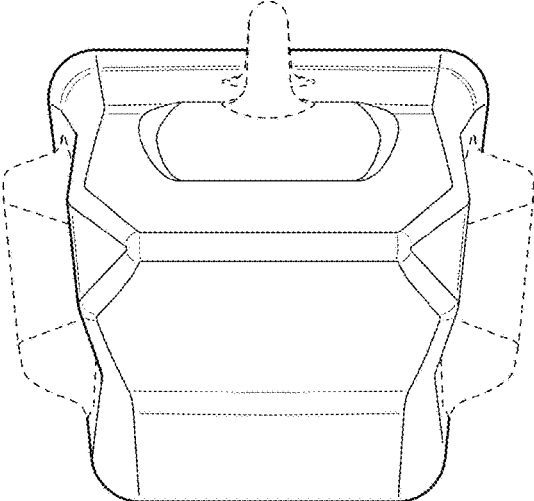


FIG. 2

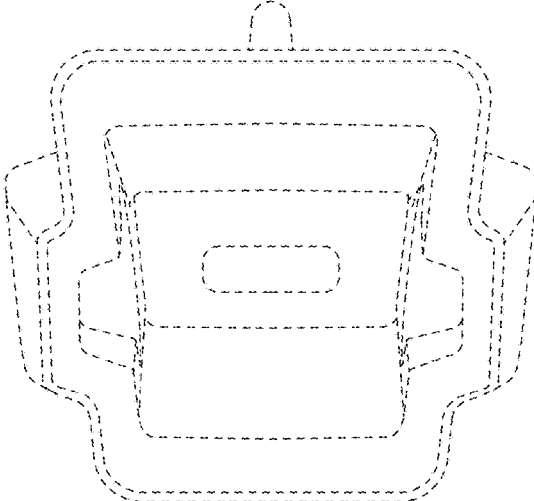


FIG. 3

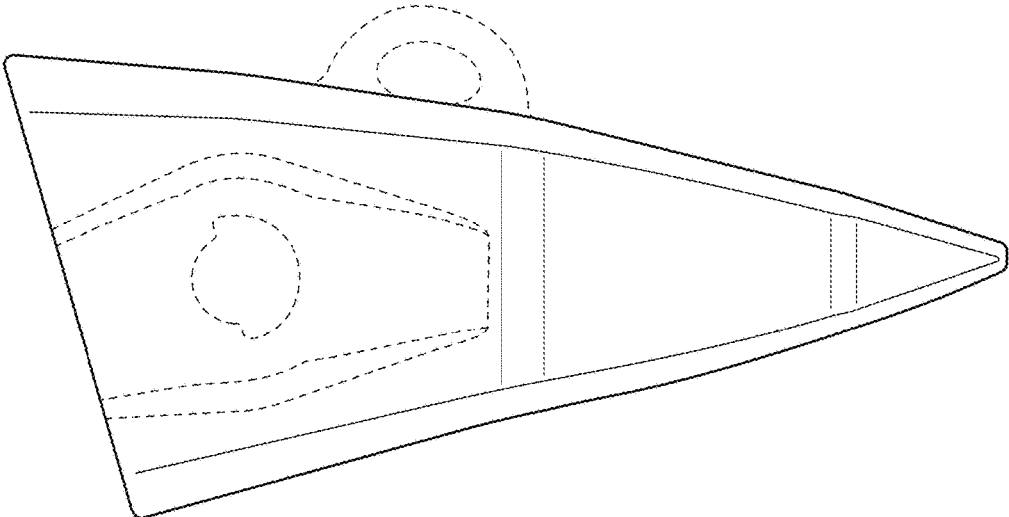


FIG. 4

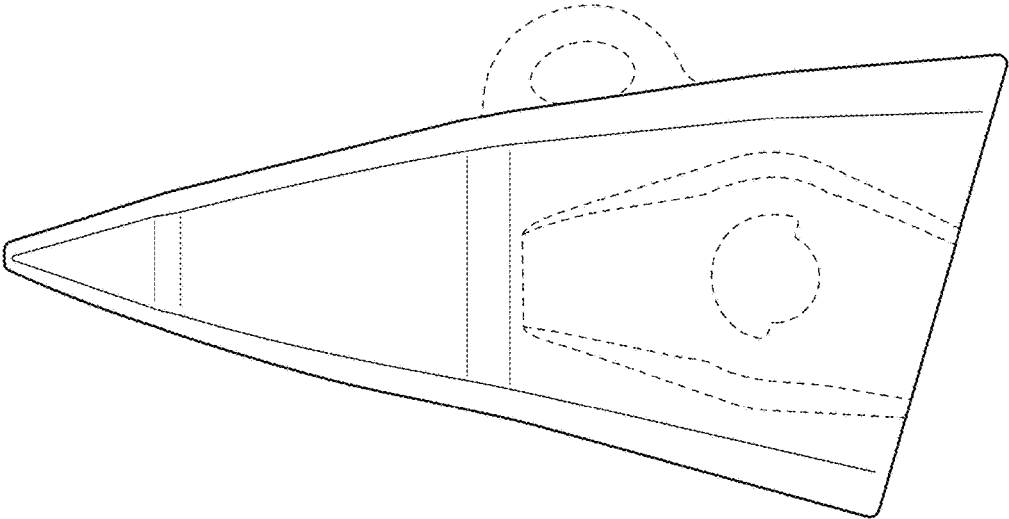


FIG. 5

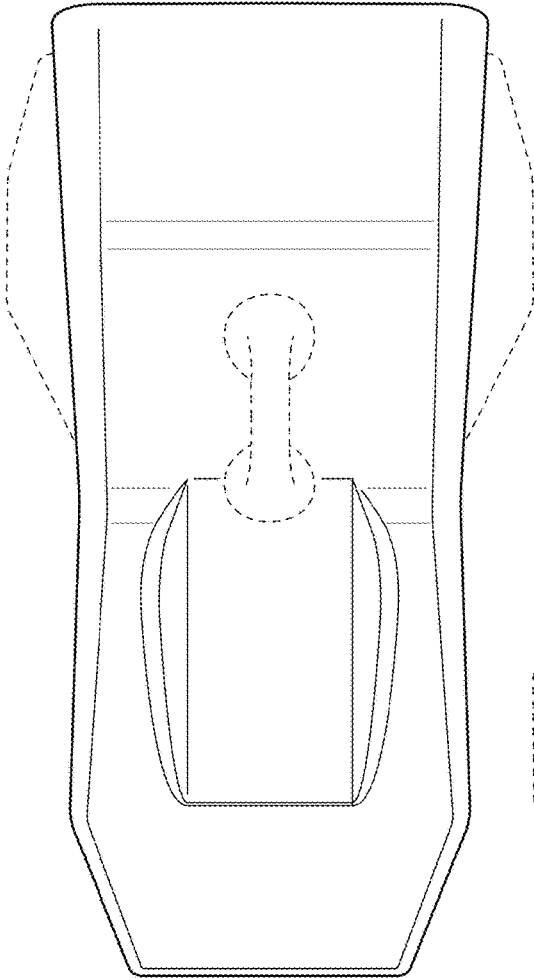


FIG. 6

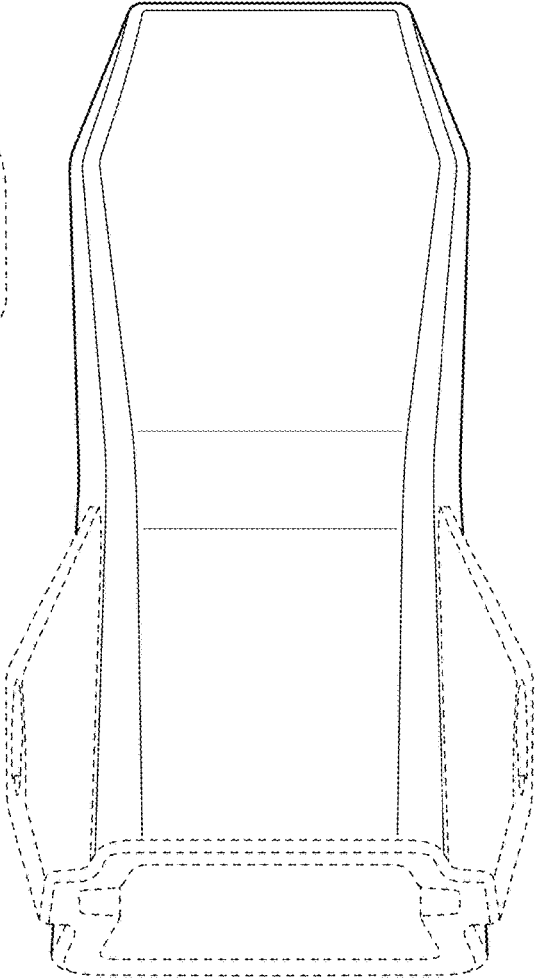


FIG. 7

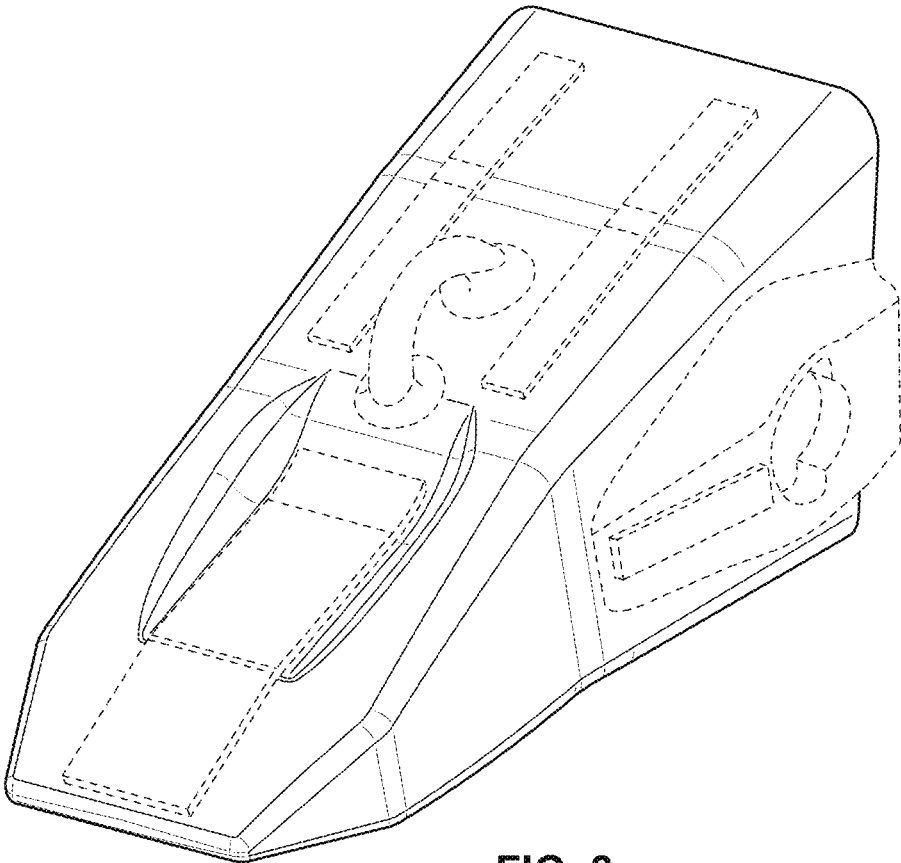


FIG. 8

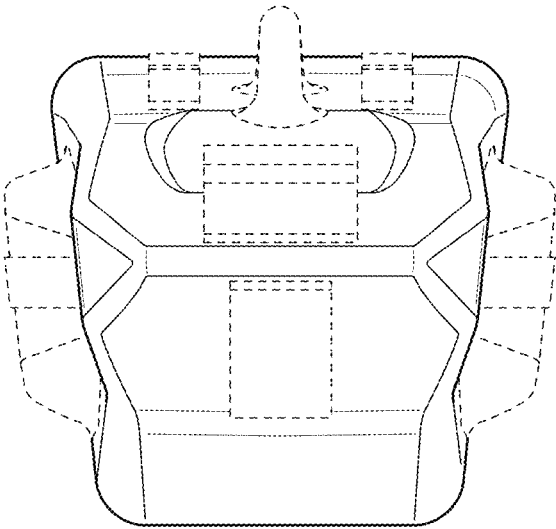


FIG. 9

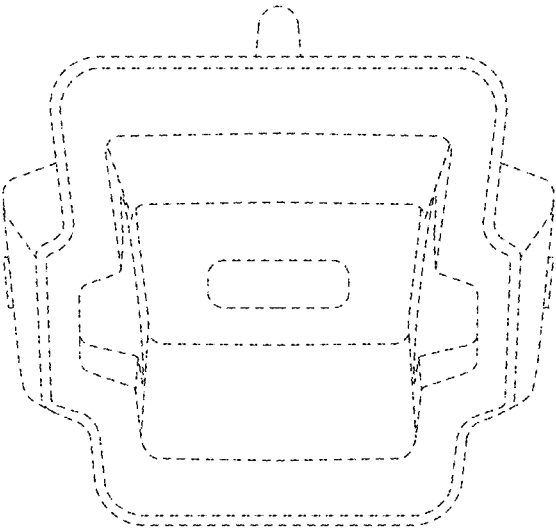


FIG. 10

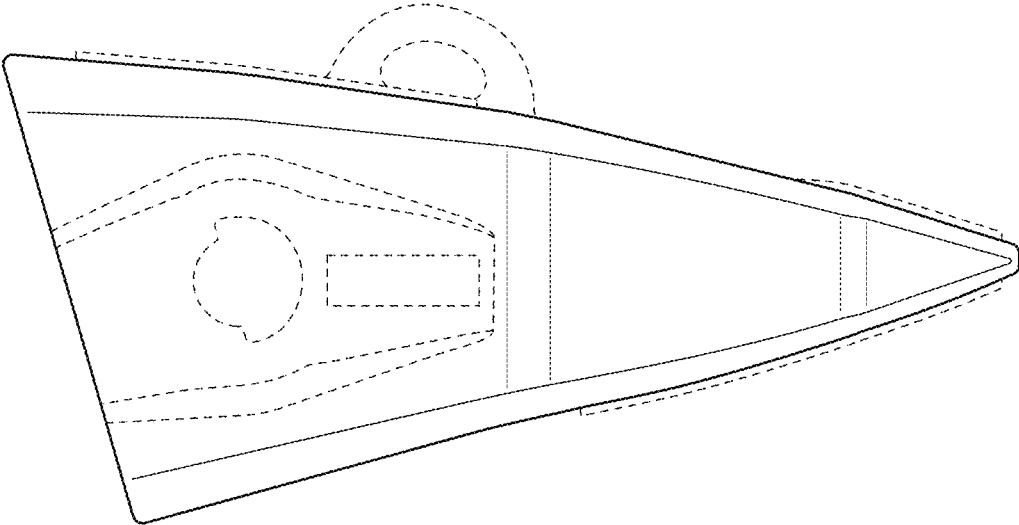


FIG. 11

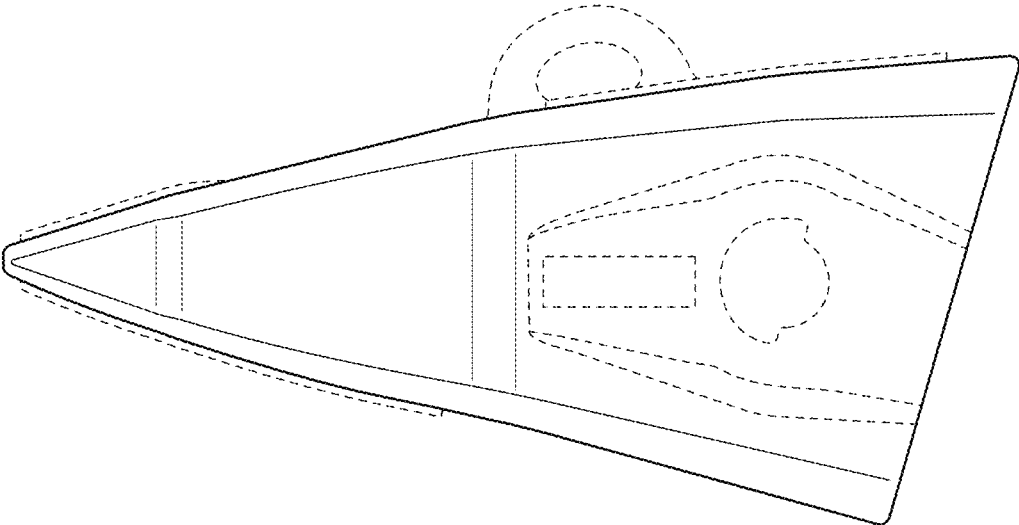


FIG. 12

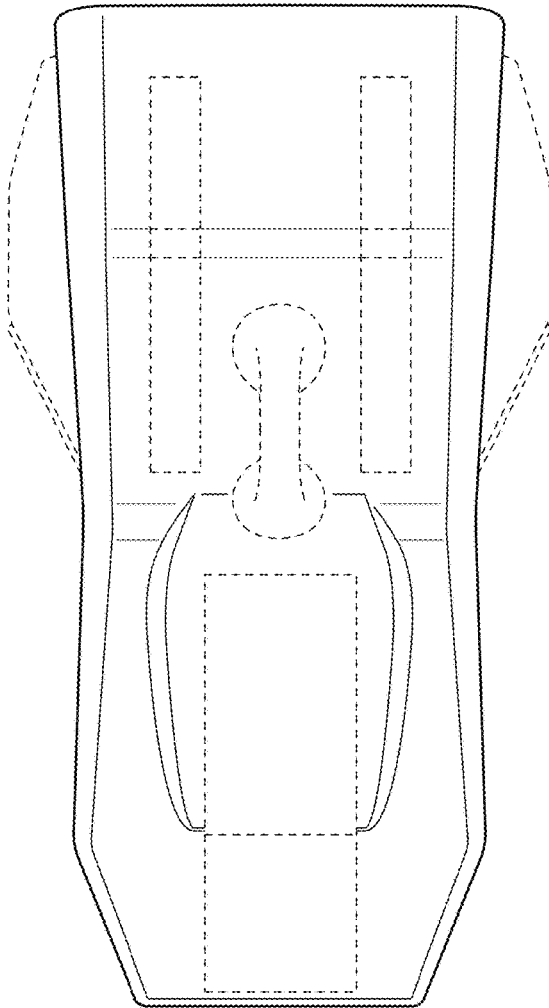


FIG. 13

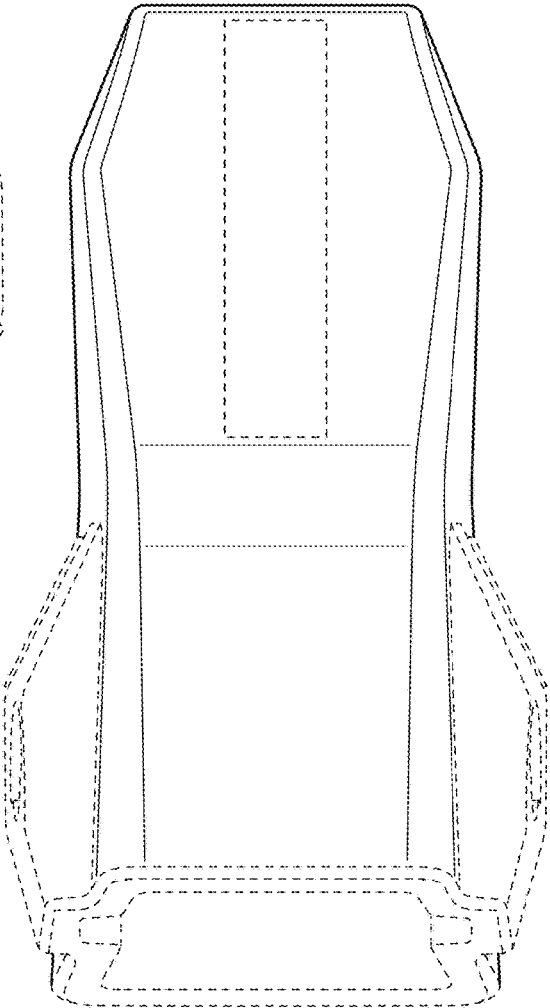


FIG. 14

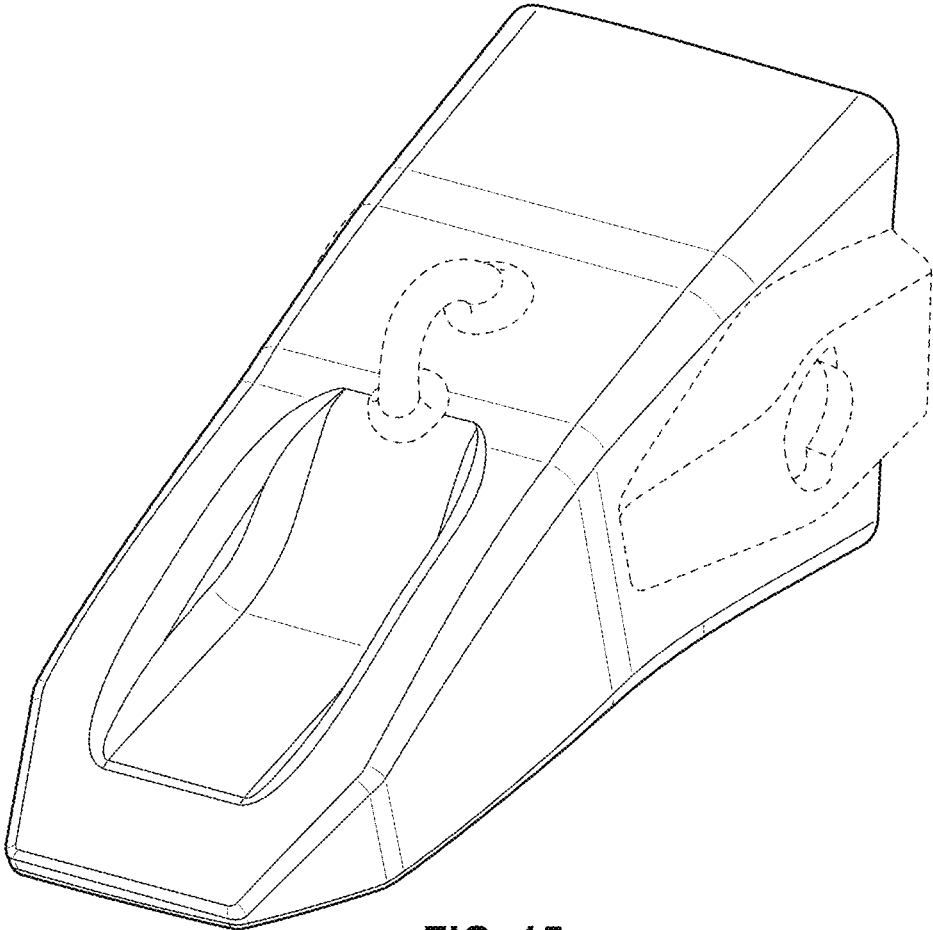


FIG. 15

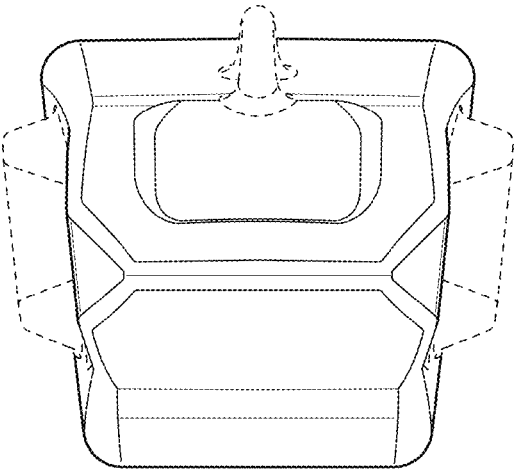


FIG. 16

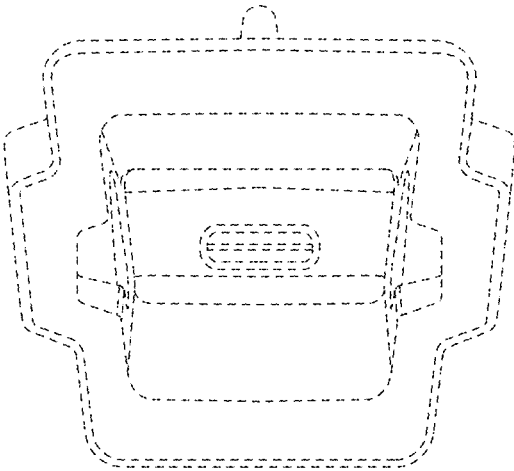


FIG. 17

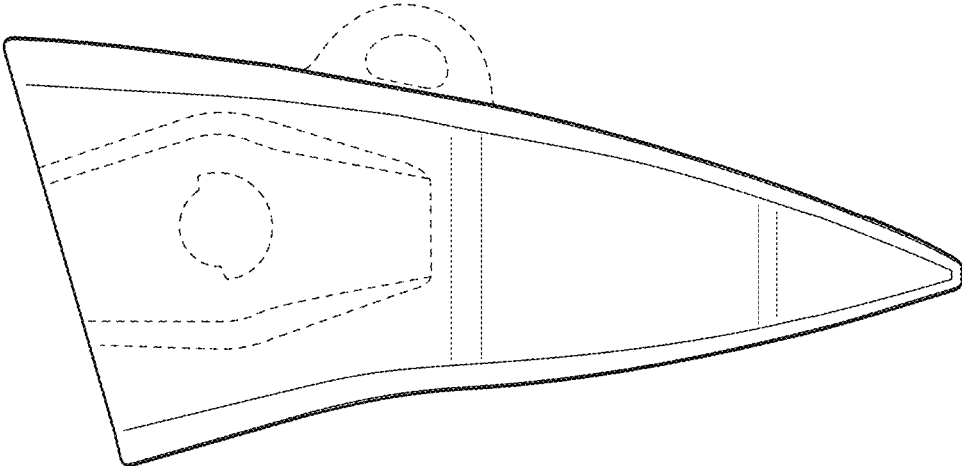


FIG. 18

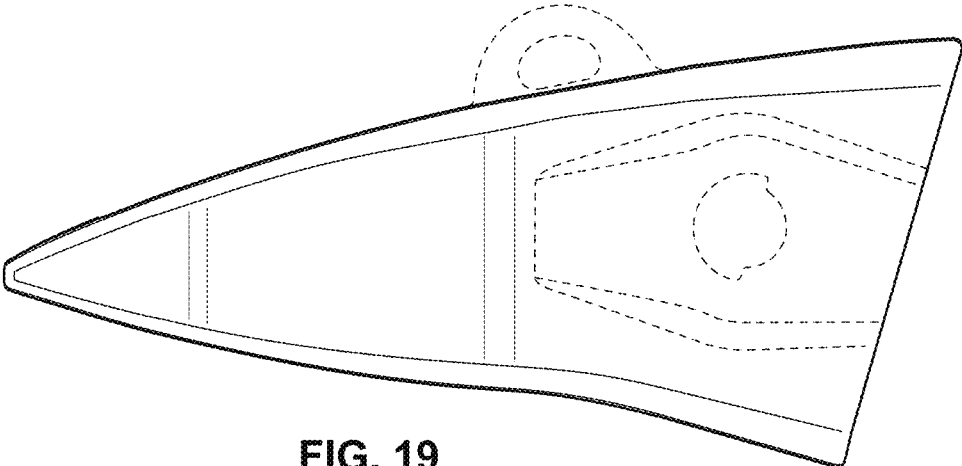


FIG. 19

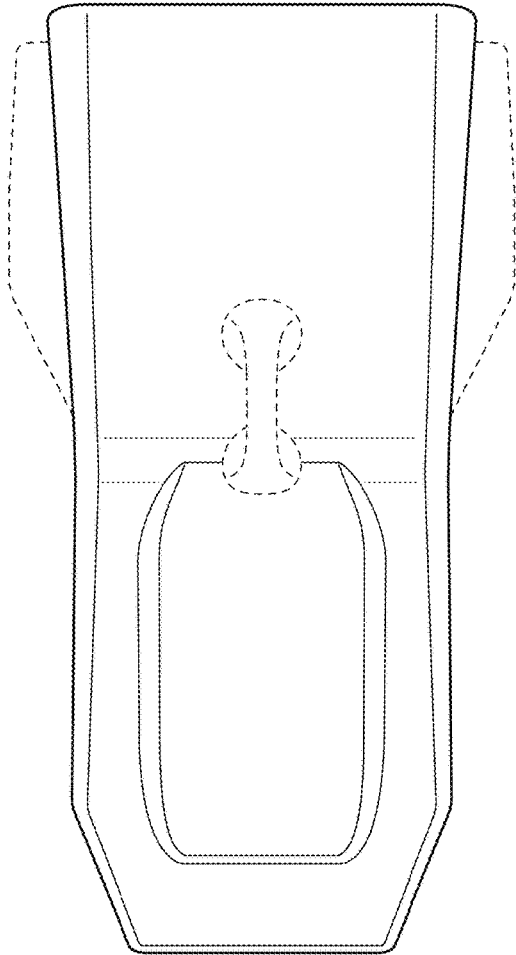


FIG. 20

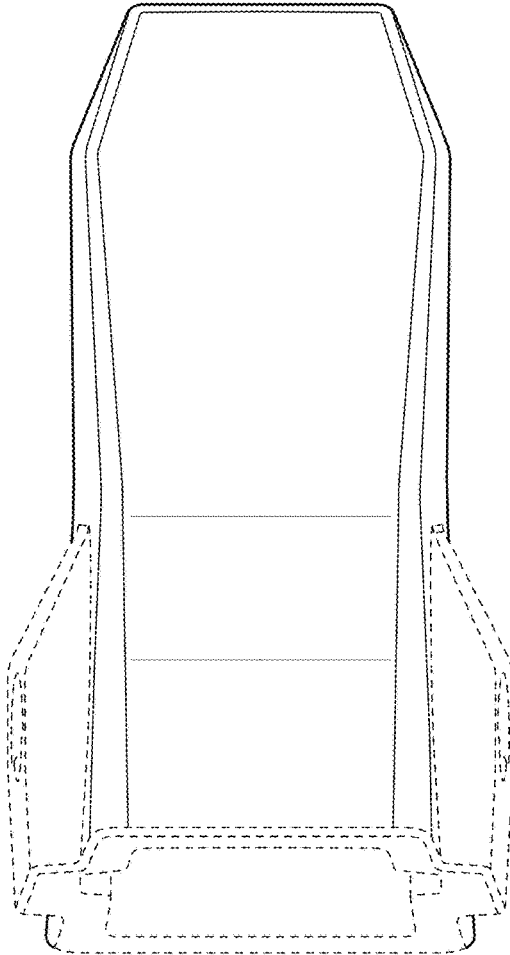


FIG. 21