



US00D901418S

(12) **United States Design Patent**
Ma

(10) **Patent No.:** **US D901,418 S**

(45) **Date of Patent:** **** Nov. 10, 2020**

- (54) **MOBILE PHONE**
- (71) Applicant: **HUAWEI TECHNOLOGIES CO., LTD.**, Shenzhen (CN)
- (72) Inventor: **Liang Ma**, Shenzhen (CN)
- (73) Assignee: **HUAWEI TECHNOLOGIES CO., LTD.**, Shenzhen (CN)
- (**) Term: **15 Years**
- (21) Appl. No.: **29/677,792**
- (22) Filed: **Jan. 23, 2019**
- (51) **LOC (12) Cl.** **14-03**
- (52) **U.S. Cl.**
USPC **D14/138 G**
- (58) **Field of Classification Search**
USPC .. D14/138 G, 248, 341, 371, 374, 432, 439,
D14/496, 125, 126, 138 R, 138 AA,
D14/138 AB, 138 AC, 138 AD, 138 C,
D14/247
CPC H04M 1/0202; H04M 1/0235; H04M
1/0237; H04M 1/0239; H04M 1/0266;
H04M 1/0268; H04M 1/027; H04M
1/0295
See application file for complete search history.

D744,468 S *	12/2015	Lee	D14/248
D756,995 S *	5/2016	Yamazaki	D14/341
D768,594 S *	10/2016	Szeto	D14/138 G
D774,486 S *	12/2016	Defazio	D14/138 G
D775,096 S *	12/2016	Kim	D14/138 G
D779,449 S *	2/2017	Kim	D14/138 G
D780,179 S *	2/2017	Bae	D14/138 G
D781,829 S *	3/2017	Kim	D14/248
D787,467 S *	5/2017	Xu	D14/138 C
D788,728 S *	6/2017	Kim	D14/138 AA
D795,825 S *	8/2017	Kim	D14/138 AA
D798,835 S *	10/2017	Kim	D14/138 G
D822,655 S *	7/2018	Akana	D14/341
D827,605 S *	9/2018	Yao	D14/138 G
D829,187 S *	9/2018	Zhang	D14/138 G
D838,270 S *	1/2019	Cho	D14/341

* cited by examiner

Primary Examiner — Bridget L Eland

(74) *Attorney, Agent, or Firm* — Kilpatrick Townsend & Stockton LLP

(57) **CLAIM**

The ornamental design for a mobile phone, as shown and described.

DESCRIPTION


FIG. 1 is a front perspective view of a mobile phone showing my new design;
 FIG. 2 is a second perspective view thereof;
 FIG. 3 is a top plan view thereof;
 FIG. 4 is a bottom plan view thereof;
 FIG. 5 is a front elevation view thereof;
 FIG. 6 is a rear elevation view thereof;
 FIG. 7 is a left side elevation view thereof; and,
 FIG. 8 is a right side elevation view thereof.
 Broken lines immediately adjacent shaded areas represent the bounds of the claimed design and are for illustrative purposes only. Broken lines form no part of the claimed design.

1 Claim, 4 Drawing Sheets

(56) **References Cited**

U.S. PATENT DOCUMENTS

D656,497 S *	3/2012	Chiu	D14/341
D665,372 S *	8/2012	Park	D14/138 G
D689,035 S *	9/2013	Ryu	D14/138 G
D706,738 S *	6/2014	Kim	D14/138 G
D716,253 S *	10/2014	Lee	D14/138 AB
D721,344 S *	1/2015	Lee	D14/138 G
D722,036 S *	2/2015	Nam	D14/138 G
D722,037 S *	2/2015	Nam	D14/138 G
D724,577 S *	3/2015	Yamazaki	D14/341
D726,674 S *	4/2015	Lee	D14/138 G
D742,867 S *	11/2015	Lee	D14/248






FIG. 1




FIG. 2



FIG. 3



FIG. 4




FIG. 5




FIG. 6

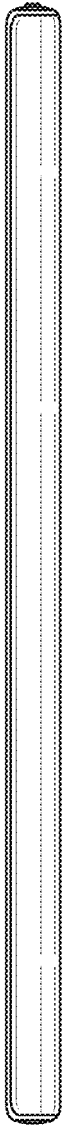


FIG. 7



FIG. 8