



US00D413537S

United States Patent [19]
Grossman et al.

[11] **Patent Number: Des. 413,537**
[45] **Date of Patent: ** Sep. 7, 1999**

[54] **TEST INSTRUMENT** 5,705,936 1/1998 Gibson et al. 324/767

[75] Inventors: **Gary Grossman**, Riverside, Conn.;
Michael Ballone, New Providence;
Thomas Van Dyk, Ramsey, both of
N.J.; **Edward Meisner**, Riva, Md.;
Damon DeHart, Bedford, Mass.

Primary Examiner—Antoine Duval Davis
Attorney, Agent, or Firm—Testa, Hurwitz & Thibault, LLP

[73] Assignee: **Abbott Laboratories**, Abbott Park, Ill.

[57] **CLAIM**
The ornamental design for a test instrument, as shown and described.

[**] Term: **14 Years**

DESCRIPTION

[21] Appl. No.: **29/091,514**

FIG. 1 is a top plan view of a test instrument showing our new design;
FIG. 2 is a front elevational view thereof;
FIG. 3 is a bottom plan view thereof;
FIG. 4 is a right side elevational view thereof;
FIG. 5 is a rear elevational view thereof; and,
FIG. 6 is a perspective view thereof.

[22] Filed: **Jul. 31, 1998**

[51] **LOC (6) Cl.** **10-04**

[52] **U.S. Cl.** **D10/78**

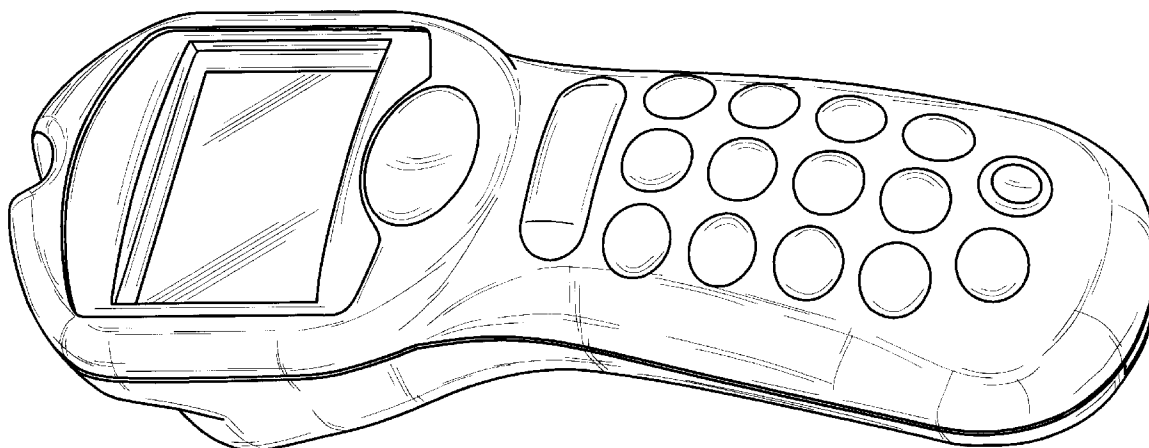
[58] **Field of Search** D10/78, 81; 73/431;
324/110, 114, 115, 156, 151

[56] **References Cited**

U.S. PATENT DOCUMENTS

D. 376,763 12/1996 Flora et al. D10/78

1 Claim, 5 Drawing Sheets



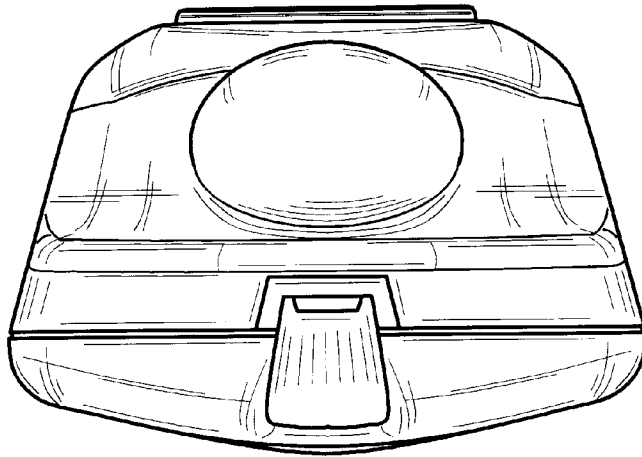


FIG. 1

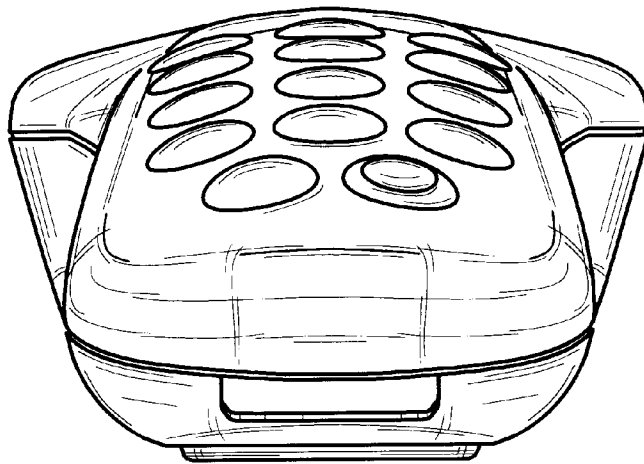


FIG. 3



FIG. 2

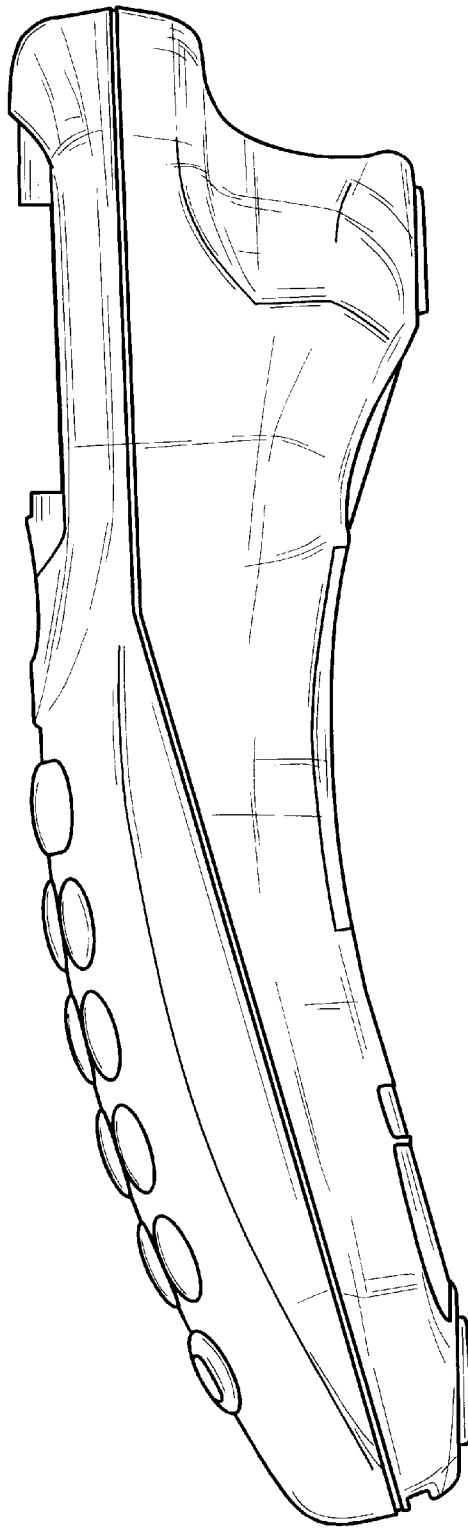


FIG. 4

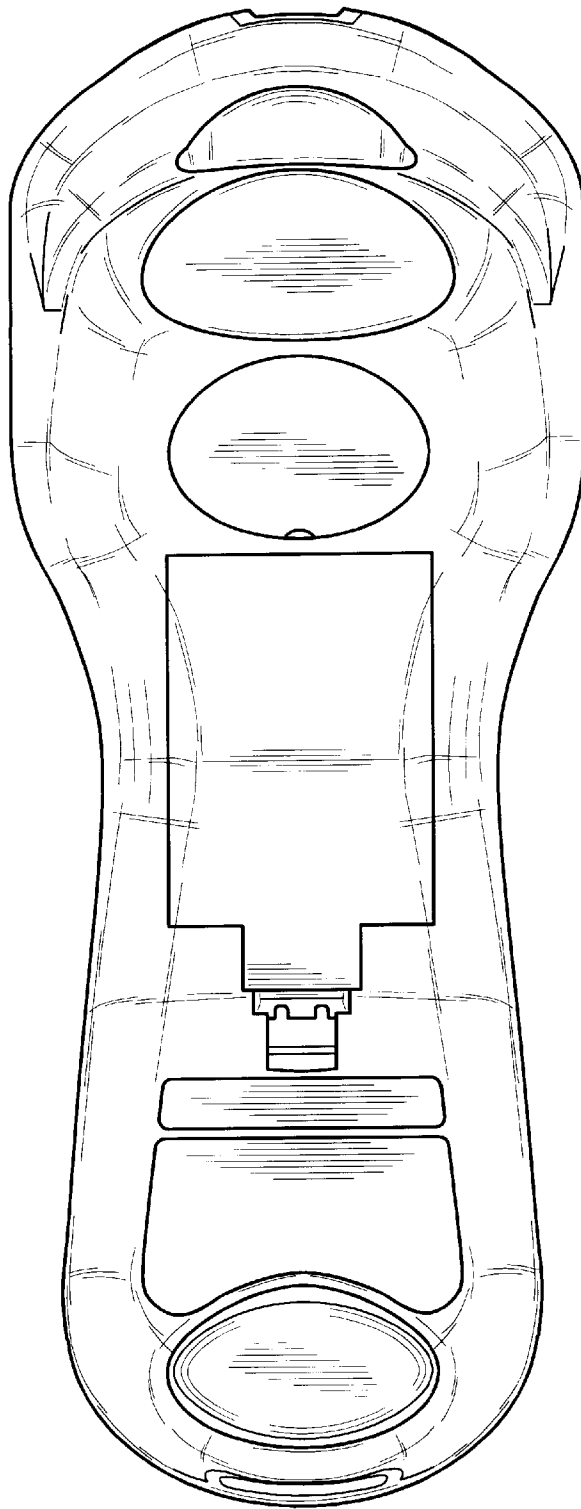


FIG. 5

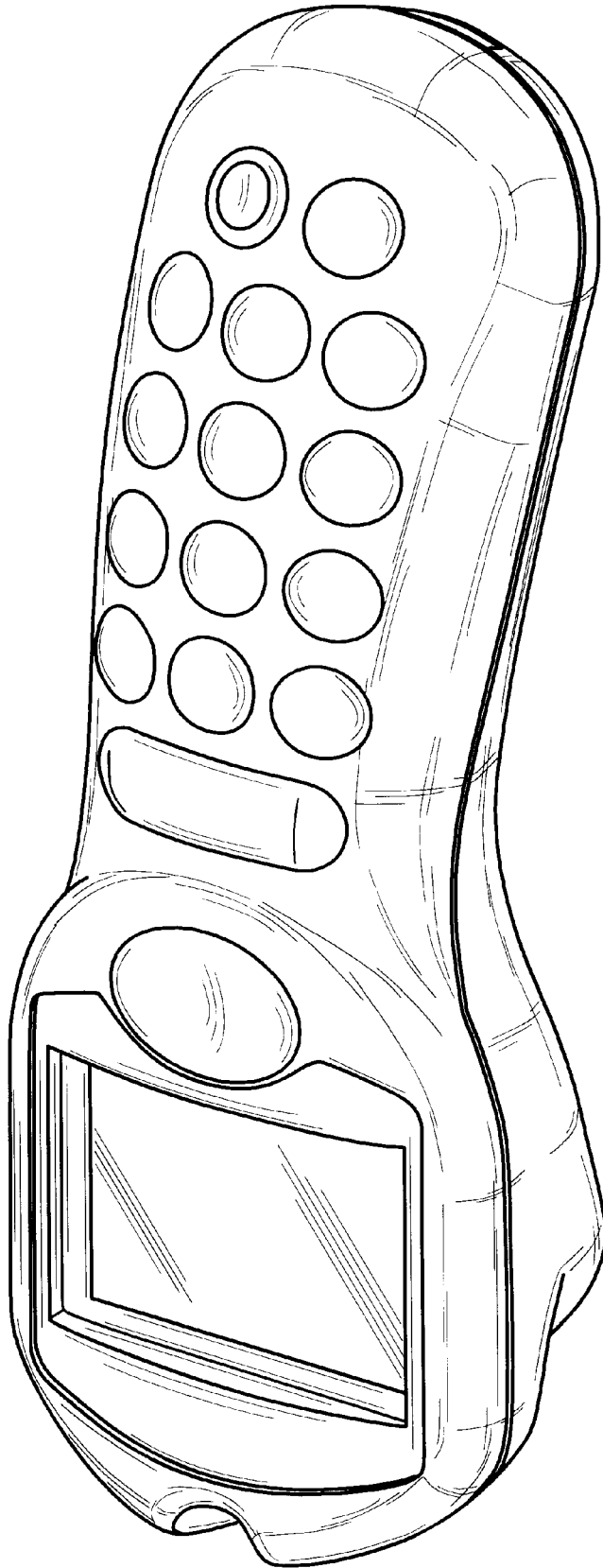


FIG. 6