



US00D563879S

(12) **United States Design Patent Grant**

(10) **Patent No.:** **US D563,879 S**

(45) **Date of Patent:** **** *Mar. 11, 2008**

(54) **ELECTRICAL CONNECTOR**

(75) Inventor: **John L. Grant**, Sherborn, MA (US)

(73) Assignee: **AirBorn, Inc.**, Addison, TX (US)

(*) Notice: This patent is subject to a terminal disclaimer.

(**) Term: **14 Years**

(21) Appl. No.: **29/283,529**

(22) Filed: **Aug. 16, 2007**

(51) **LOC (8) Cl.** **13-03**

(52) **U.S. Cl.** **D13/147**

(58) **Field of Classification Search** D13/133,
D13/146-147, 154, 184; 439/607-610, 613-614,
439/675-677, 680

See application file for complete search history.

(56) **References Cited**

U.S. PATENT DOCUMENTS

2,659,872	A	*	11/1953	Gilbert	439/248
D200,645	S	*	3/1965	Schumacher	D13/146
D208,550	S	*	9/1967	Schumacher	D13/147
D252,082	S	*	6/1979	Voelkert	D13/146
4,179,179	A	*	12/1979	Lowden	439/278
D264,711	S	*	6/1982	Ford	D13/147
D270,246	S	*	8/1983	Freimuth	D13/146
4,737,116	A	*	4/1988	Slye et al.	439/92
4,861,271	A	*	8/1989	Bogar et al.	439/63

D308,511	S	*	6/1990	Makita et al.	D13/146
D319,625	S	*	9/1991	Nagasaka et al.	D13/146
D326,084	S	*	5/1992	Nagasaka et al.	D13/147
D331,223	S	*	11/1992	Hughes	D13/147
D389,801	S	*	1/1998	Foye	D13/147
D408,789	S	*	4/1999	Middlehurst et al.	D13/154
D412,489	S	*	8/1999	Middlehurst et al.	D13/147
D457,860	S	*	5/2002	Larsen et al.	D13/147
D458,901	S	*	6/2002	Larsen et al.	D13/147
6,702,617	B1	*	3/2004	Clement et al.	439/608
D502,919	S	*	3/2005	Studnický, III	D13/146

* cited by examiner

Primary Examiner—Daniel Bui

(74) *Attorney, Agent, or Firm*—Locke Lord Bissell & Liddell, LLP

(57) **CLAIM**

The ornamental design for an electrical connector, as shown and described.

DESCRIPTION

FIG. 1 is a front perspective view of an electrical connector showing my new design;

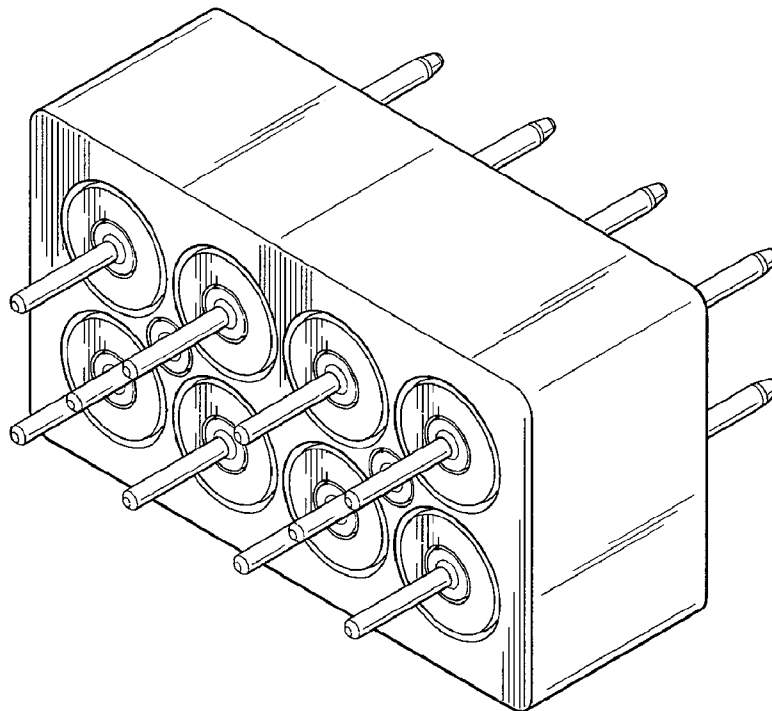
FIG. 2 is a rear perspective view thereof;

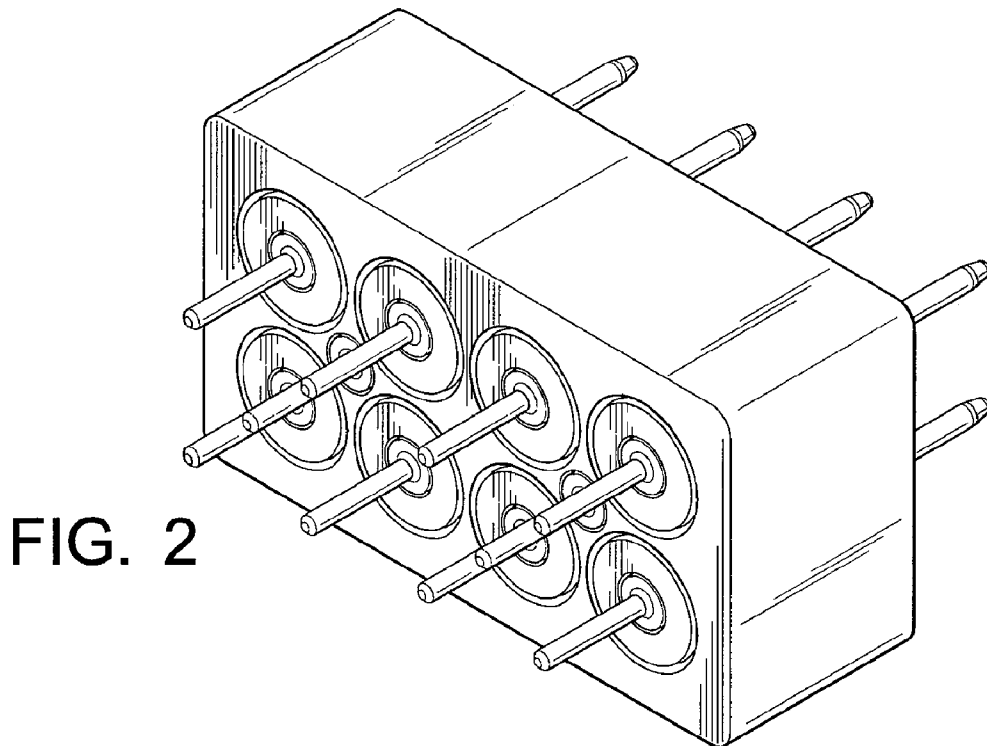
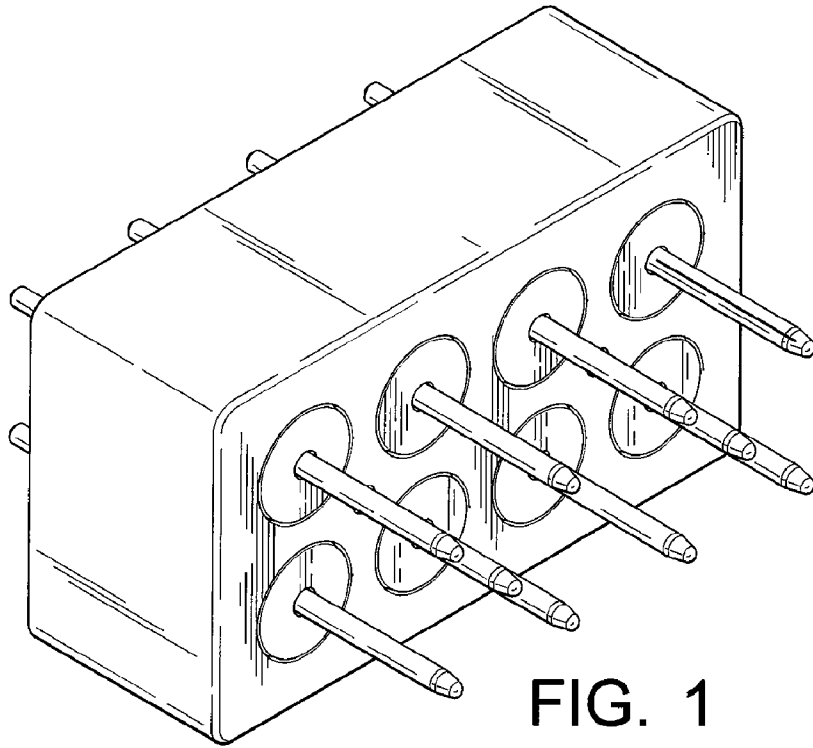
FIG. 3 is a front elevation view thereof;

FIG. 4 is a top plan view thereof; and,

FIG. 5 is a rear elevation view thereof.

1 Claim, 2 Drawing Sheets





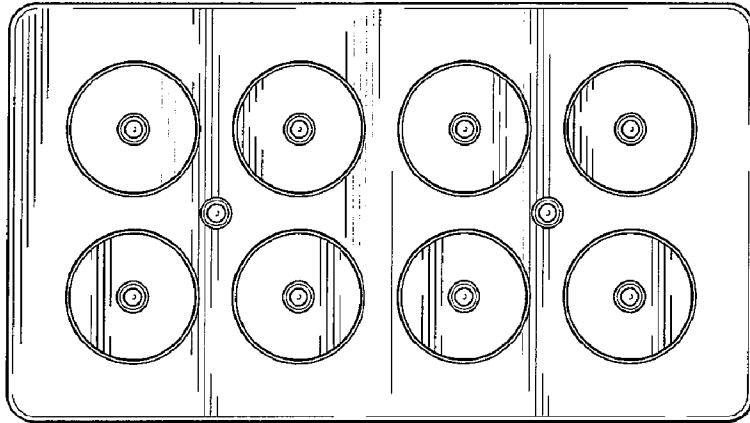


FIG. 3

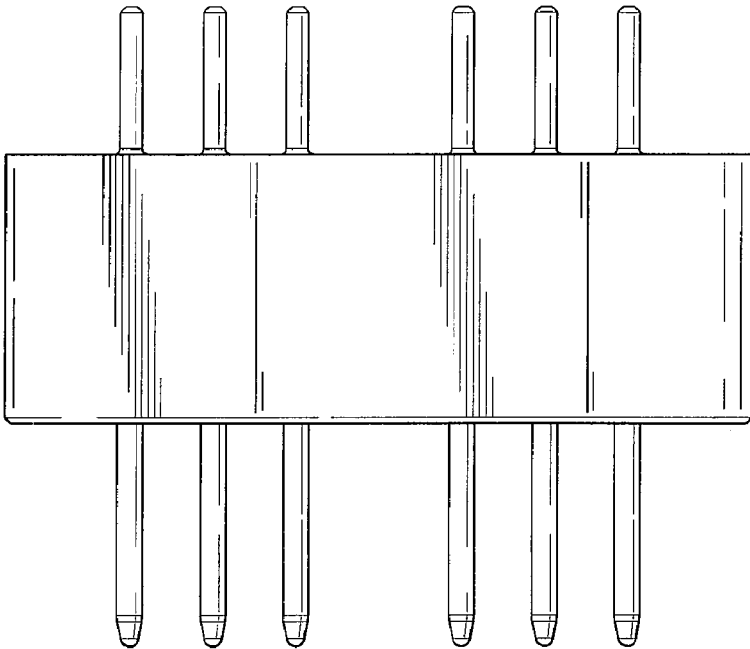


FIG. 4

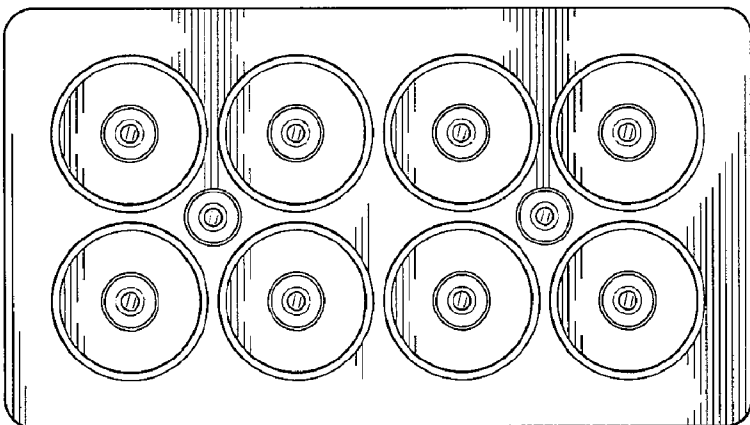


FIG. 5