

US00D389584S

United States Patent [19]

Leventhal et al.

[11] Patent Number: Des. 389,584

[45] Date of Patent: **Jan. 20, 1998

[54] COMBINED NECK AND SHOULDER MASSAGER

[76] Inventors: **Robert D. Leventhal**, 2548 Micheltorena St., Los Angeles, Calif. 90039; **Paul B. Thomas**, 1257 W. O'Farrell, San Pedro, Calif. 90732; **Guadalupe Martinez**, 9119 Louise St., Bellflower, Calif. 90706

[**] Term: 14 Years

[21] Appl. No.: 59,537

[22] Filed: Sep. 12, 1996

[51] LOC (6) Cl. 24-04

[52] U.S. Cl. D24/215; D24/200

[58] Field of Search D24/215, 200; 601/46, 56, 57, 70, 78, 79

[56] **References Cited**

U.S. PATENT DOCUMENTS

D. 250,835 1/1979 Grube D24/215

D. 253,790 12/1979 Grube D24/215
D. 378,418 3/1997 Bowker et al. D24/215
4,343,303 8/1982 Williams 601/46
5,374,238 12/1994 Xiao 601/57

Primary Examiner—Stella Reid
Attorney, Agent, or Firm—Sheldon & Mak

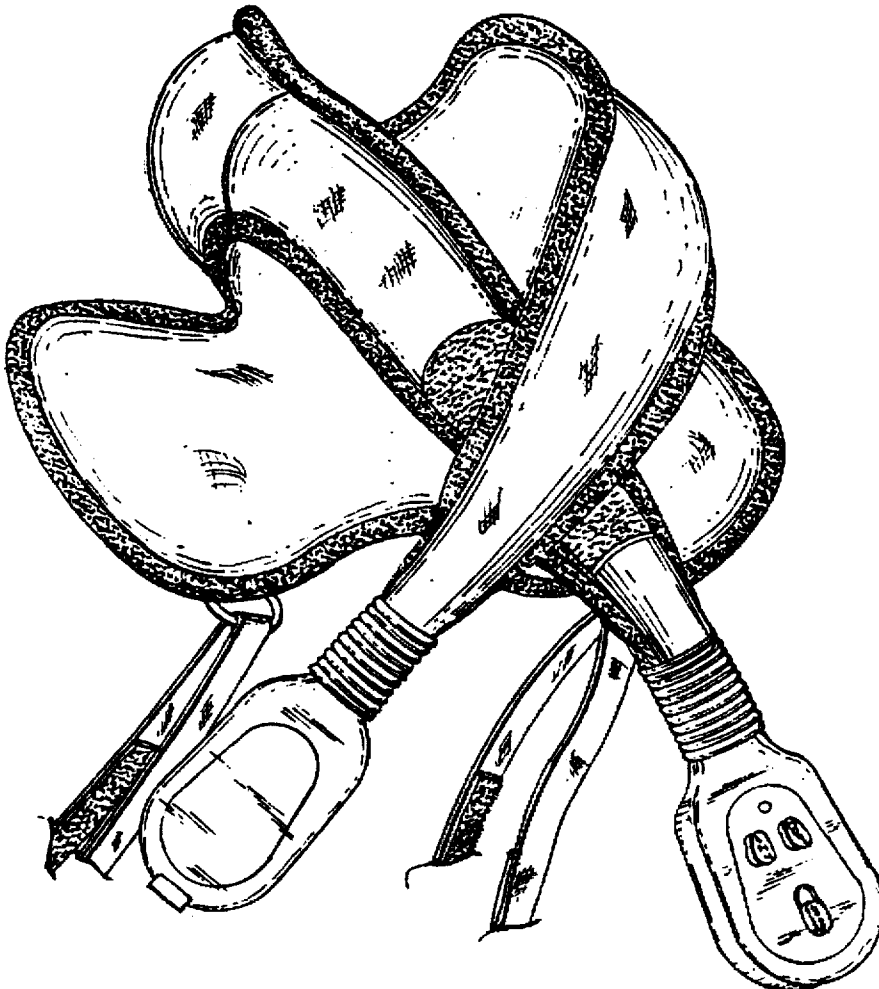
[57] **CLAIM**

The ornamental design for a combined neck and shoulder massager, as shown and described.

DESCRIPTION

FIG. 1 is a perspective view of a combined neck and shoulder massager, showing our new design; FIG. 2 is a top plan view thereof; FIG. 3 is a bottom plan view thereof; FIG. 4 is a side elevational view thereof, the opposite side elevational view being identical thereto; FIG. 5 is a front elevational view thereof; and, FIG. 6 is a rear elevational view thereof.

1 Claim, 2 Drawing Sheets






Fig. 1.

Fig. 4.

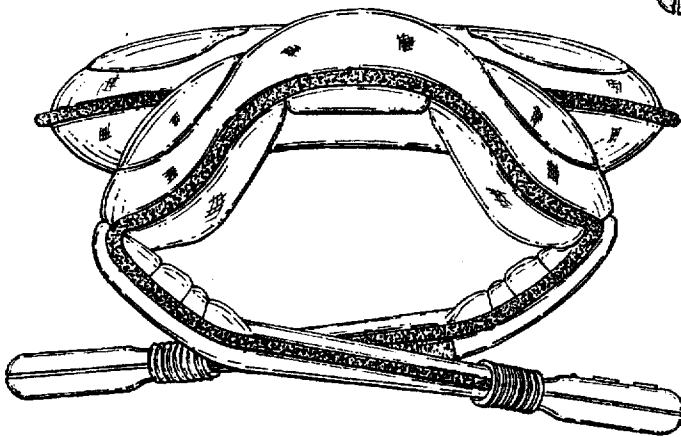
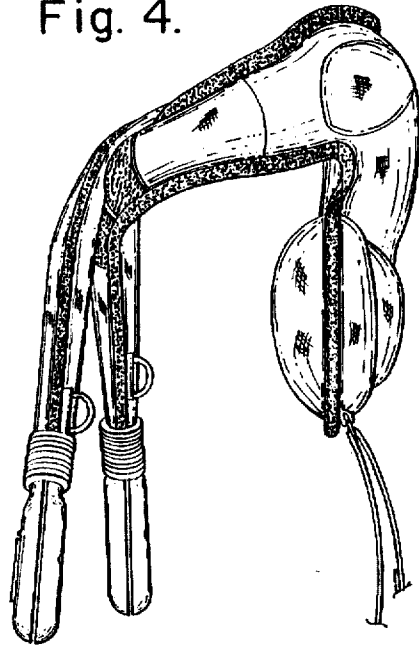
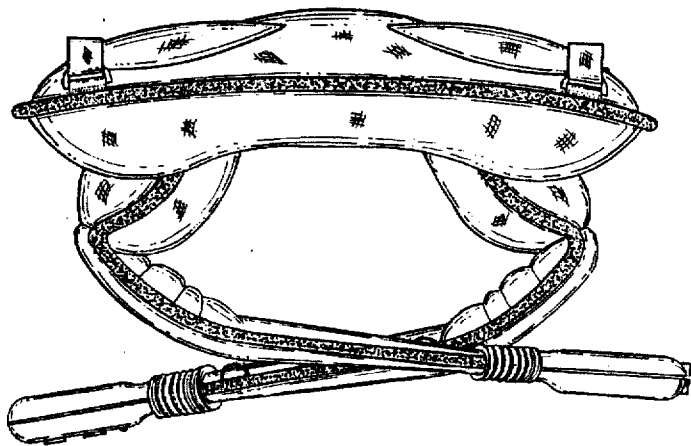


Fig. 2.

Fig. 3.



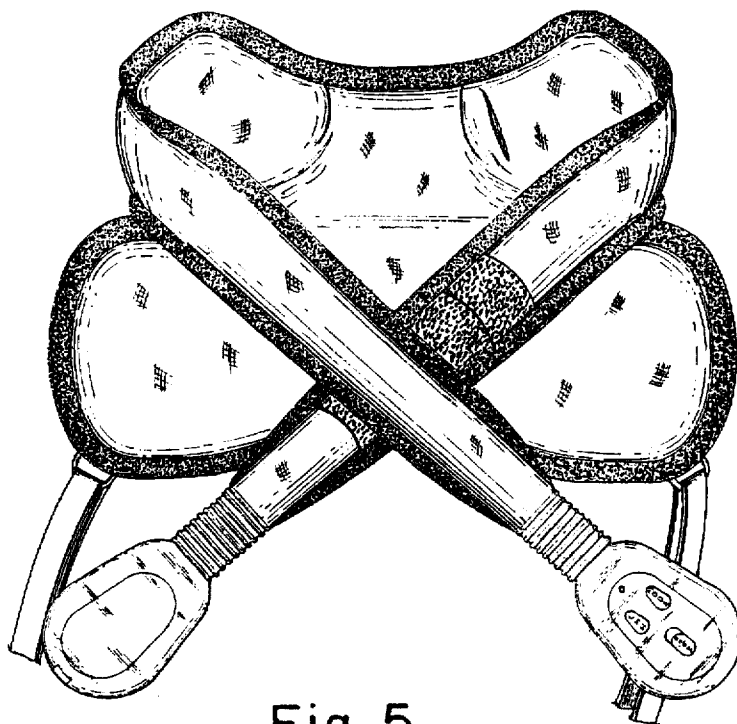


Fig. 5.

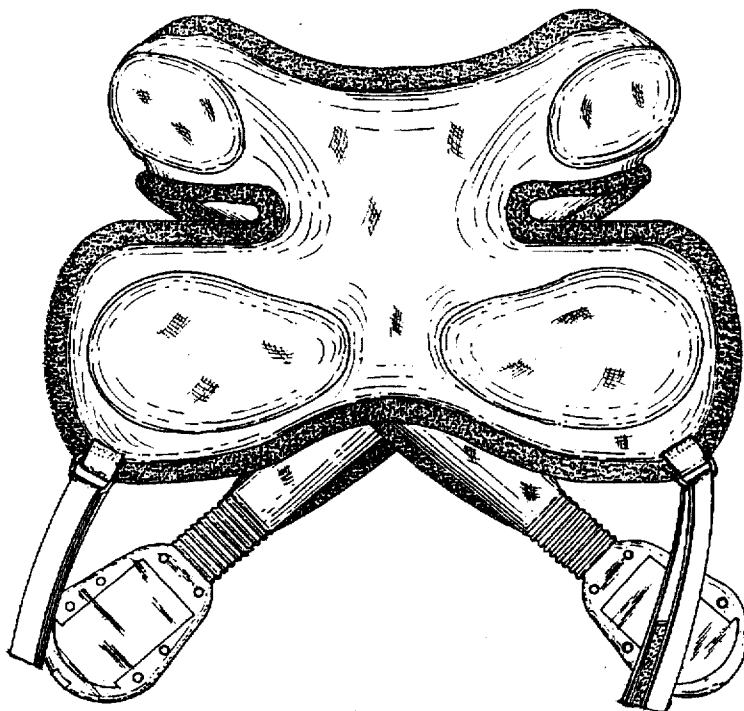


Fig. 6.