



US00D535769S

(12) **United States Design Patent**
Kitazumi et al.

(10) **Patent No.:** **US D535,769 S**

(45) **Date of Patent:** **** Jan. 23, 2007**

(54) **REAR COMBINATION LAMP LENS FOR AN AUTOMOBILE**

D523,159 S * 6/2006 Tada D26/28

(75) Inventors: **Kazumi Kitazumi**, Aichi-ken (JP);
Yoshikazu Shoji, Kanagawa-ken (JP)

(73) Assignee: **Toyota Jidosha Kabushiki Kaisha** (JP)

(**) Term: **14 Years**

(21) Appl. No.: **29/245,769**

(22) Filed: **Dec. 28, 2005**

(51) **LOC (8) Cl.** **26-06**

(52) **U.S. Cl.** **D26/28**

(58) **Field of Classification Search** D26/28-36;
362/61, 80, 81, 82, 83, 267, 269, 275, 459-468,
362/475-478, 485-487

See application file for complete search history.

(56) **References Cited**

U.S. PATENT DOCUMENTS

- D486,594 S * 2/2004 Kuo D26/28
- D496,477 S * 9/2004 Hagino D26/28
- D502,779 S * 3/2005 Kikuchi D26/28
- D505,214 S * 5/2005 Yamagishi D26/28

OTHER PUBLICATIONS

VW, Phaeton, <http://www.dieselstation.com>, prior to Dec. 28, 2005.

Renault, Vel Satis, <http://www.speedycar.net>, prior to Dec. 28, 2005.

* cited by examiner

Primary Examiner—Marcus A. Jackson

(74) *Attorney, Agent, or Firm*—SAIDMAN DesignLaw Group

(57) **CLAIM**

The ornamental design for a rear combination lamp lens for an automobile, as shown and described.

DESCRIPTION

FIG. 1 is a front perspective view of a rear combination lamp lens for an automobile showing our new design;

FIG. 2 is a front view thereof;

FIG. 3 is a top plan view thereof; and,

FIG. 4 is a right-side view thereof.

1 Claim, 1 Drawing Sheet




FIG 1




FIG 2




FIG 3

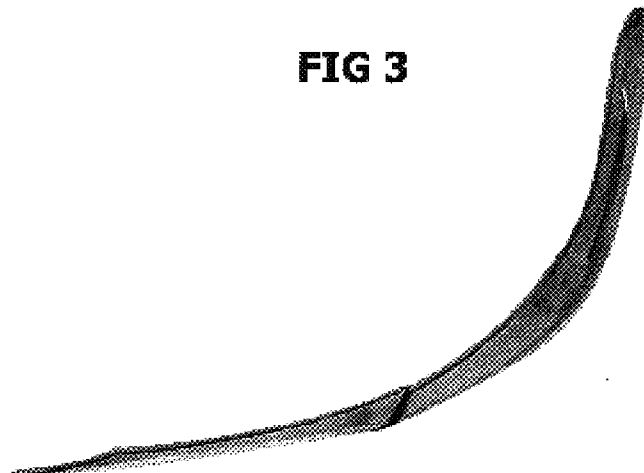


FIG 4

