

[54] **WINCH HANDLE HOLDER**

[76] **Inventor:** Leigh J. Knudson, 629 Terminal Way, Costa Mesa, Calif. 92627

[\*\*] **Term:** 14 Years

[21] **Appl. No.:** 582,206

[22] **Filed:** Feb. 21, 1984

[52] **U.S. Cl.** ..... D8/373; D8/71; D8/29; D8/349

[58] **Field of Search** ..... D8/373, 29, 356, 25, D8/396, 72, 358, 307, 310, 349; D23/28; D34/33, 35, 37

[56] **References Cited**

**U.S. PATENT DOCUMENTS**

D. 60,980	5/1922	Clements .....	D8/373
D. 141,835	7/1945	Muhbach et al. ....	D8/71
D. 142,849	11/1945	Fredell .....	D8/373
D. 182,318	3/1958	Wright et al. ....	D8/25
D. 198,438	6/1964	Wolcott .....	D8/373
D. 209,328	11/1967	Baker .....	D8/373
D. 213,910	4/1969	Shore .....	D8/373
D. 240,703	7/1976	Russell .....	D8/71
D. 241,006	8/1976	Wallace .....	D8/373
D. 246,415	11/1977	Critchler .....	D8/29
D. 251,908	5/1979	Fujita .....	D8/373

D. 255,090	5/1980	Dacunto .....	D8/29
D. 260,357	8/1981	Brannan .....	D8/356
D. 273,560	4/1984	Akabane .....	D8/373
D. 275,175	8/1984	Rolli, Jr. ....	D8/356
838,109	12/1906	Hanes et al. ....	D8/25
1,775,402	9/1930	Mondl .....	D8/29
1,970,409	8/1934	Wredmann .....	D8/29

**OTHER PUBLICATIONS**

Design News, 4-3-78, p. 37: Adjustable Socket shown in 3 Figures.

*Primary Examiner*—Wallace R. Burke  
*Assistant Examiner*—Horace B. Fay  
*Attorney, Agent, or Firm*—Grover A. Frater

[57] **CLAIM**

The ornamental design for a winch handle holder, substantially as shown and described.

**DESCRIPTION**

FIG. 1 is a front and top isometric view of a winch handle holder showing my new design; FIG. 2 is a side elevational view thereof, and views of other sides are identical; FIG. 3 is a top plan view thereof; FIG. 4 is a bottom plan view thereof; and FIG. 5 is a cross sectional view along the line 5-5 of FIG. 3.

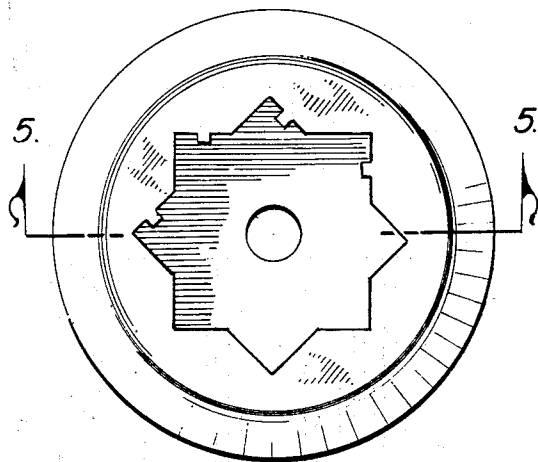
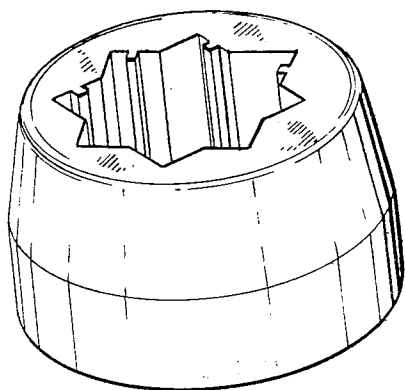


FIG. 1

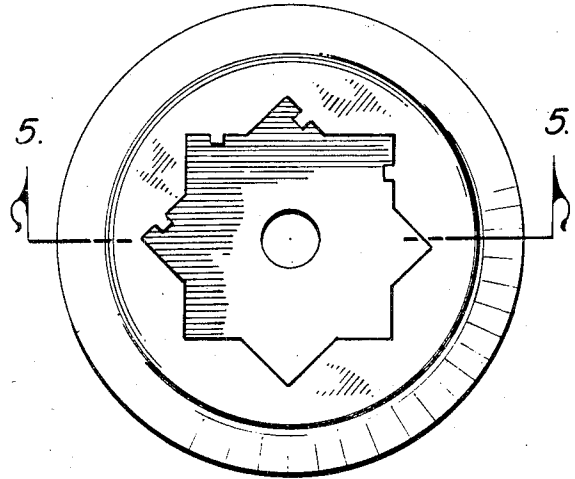
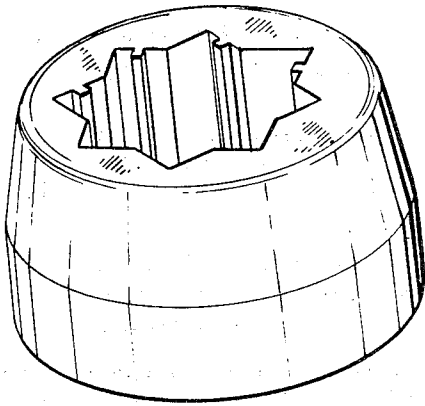


FIG. 3

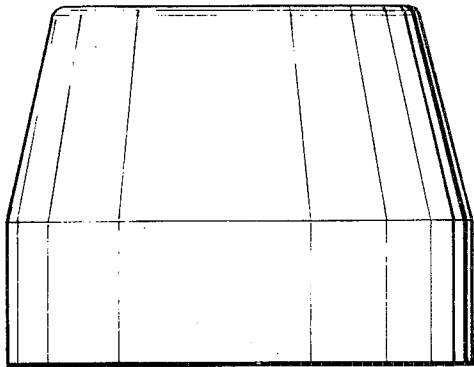


FIG. 2

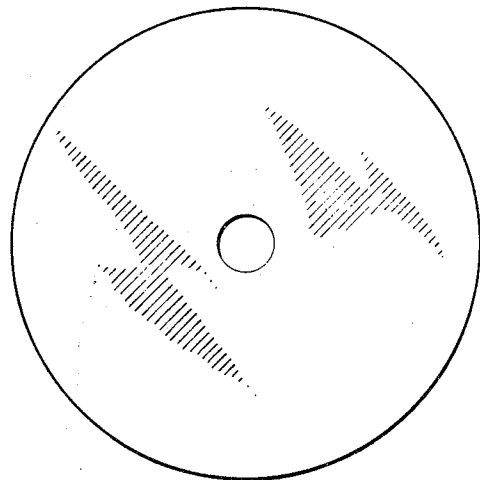


FIG. 4

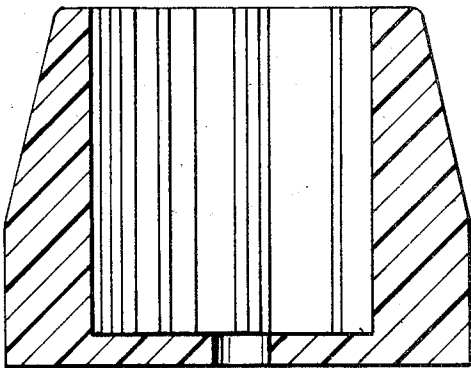


FIG. 5