



US00D844886S

(12) **United States Design Patent**
Wright

(10) **Patent No.:** **US D844,886 S**

(45) **Date of Patent:** **** Apr. 2, 2019**

(54) **STANDING LAMP**
(71) Applicant: **PLUM SCIENCE K. K.**, Sapporo (JP)
(72) Inventor: **Mieko Wright**, Sapporo (JP)
(73) Assignee: **PLUM SCIENCE K.K.**, Sapporo (JP)
(**) Term: **15 Years**
(21) Appl. No.: **35/502,451**
(22) Filed: **Aug. 11, 2016**
(80) **Hague Agreement Data**
Int. Filing Date: **Aug. 11, 2016**
Int. Reg. No.: **DM/093791**
Int. Reg. Date: **Aug. 11, 2016**
Int. Reg. Pub. Date: **Feb. 17, 2017**

| | | | | | | |
|----------|---|---|---------|-------------|-------|----------|
| D560,025 | S | * | 1/2008 | Shulem | | D26/142 |
| D560,026 | S | * | 1/2008 | Shulem | | D26/142 |
| D564,263 | S | * | 3/2008 | D'Onofrio | | D6/688.1 |
| D581,705 | S | * | 12/2008 | Li | | D6/692.3 |
| D588,302 | S | * | 3/2009 | Chen | | D26/93 |
| D606,236 | S | * | 12/2009 | Sabernig | | D26/93 |
| D610,739 | S | * | 2/2010 | Jourdan | | D26/93 |
| D625,039 | S | * | 10/2010 | Citterio | | D26/93 |
| D646,837 | S | * | 10/2011 | Yu | | D26/104 |
| D652,555 | S | * | 1/2012 | Palese | | D26/61 |
| D670,424 | S | * | 11/2012 | Lee | | D26/93 |
| D671,772 | S | * | 12/2012 | Lee | | D6/692.3 |
| D683,975 | S | * | 6/2013 | Starck | | D6/349 |
| D708,541 | S | * | 7/2014 | Norendzayan | | D11/41 |
| D736,986 | S | * | 8/2015 | Hadrath | | D26/118 |
| D738,562 | S | * | 9/2015 | Ellis | | D26/110 |
| D739,070 | S | * | 9/2015 | Wilson | | D26/104 |
| D739,167 | S | * | 9/2015 | Barber | | D6/692 |
| D741,536 | S | * | 10/2015 | Ellis | | D26/110 |
| D765,904 | S | * | 9/2016 | Pouzet | | D26/110 |
| D766,493 | S | * | 9/2016 | Hoshikawa | | D26/107 |
| D779,706 | S | * | 2/2017 | Starck | | D26/93 |

(Continued)

(30) **Foreign Application Priority Data**
Feb. 12, 2016 (JP) 2016-004556
(51) **LOC (11) Cl.** **26-05**
(52) **U.S. Cl.**
USPC **D26/93**
(58) **Field of Classification Search**
USPC D26/36, 61, 89, 93, 107, 104, 106, 110,
D26/112, 124, 142; D6/349, 692.3, 708;
D16/237; D14/204; D34/35
CPC F21S 6/003; F21S 9/022; F21V 15/01;
F21V 21/30; F21V 21/14; F21V 21/145;
F21Y 2105/00
See application file for complete search history.

Primary Examiner — Darlington Ly
(74) *Attorney, Agent, or Firm* — Hauptman Ham, LLP

(57) **CLAIM**

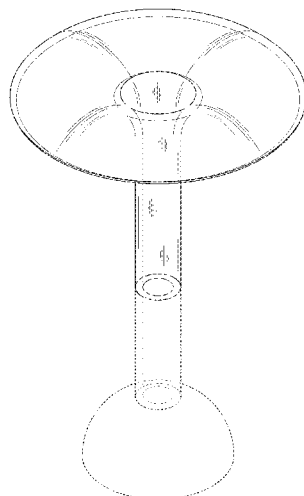
The ornamental design for a standing lamp, as shown and described.

DESCRIPTION

1.1 is a top and front perspective view of a standing lamp showing my new design;
1.2 is a front elevation view thereof, to which the rear elevation view is a mirror image;
1.3 is a right side cross-section view thereof, to which the left side cross-section view is a mirror image;
1.4 is a top plan view thereof; and
1.5 is a bottom plan view thereof.
The even broken lines that illustrate portions of the standing lamp and the dash-dot broken line boundary form no part of the claimed design.

1 Claim, 5 Drawing Sheets

(56) **References Cited**
U.S. PATENT DOCUMENTS
D359,142 S * 6/1995 Thun D26/104
D413,999 S * 9/1999 Diaz-Azcuy D26/110
D484,636 S * 12/2003 Hsieh D26/112
D543,732 S * 6/2007 Alter Molina D6/692.3



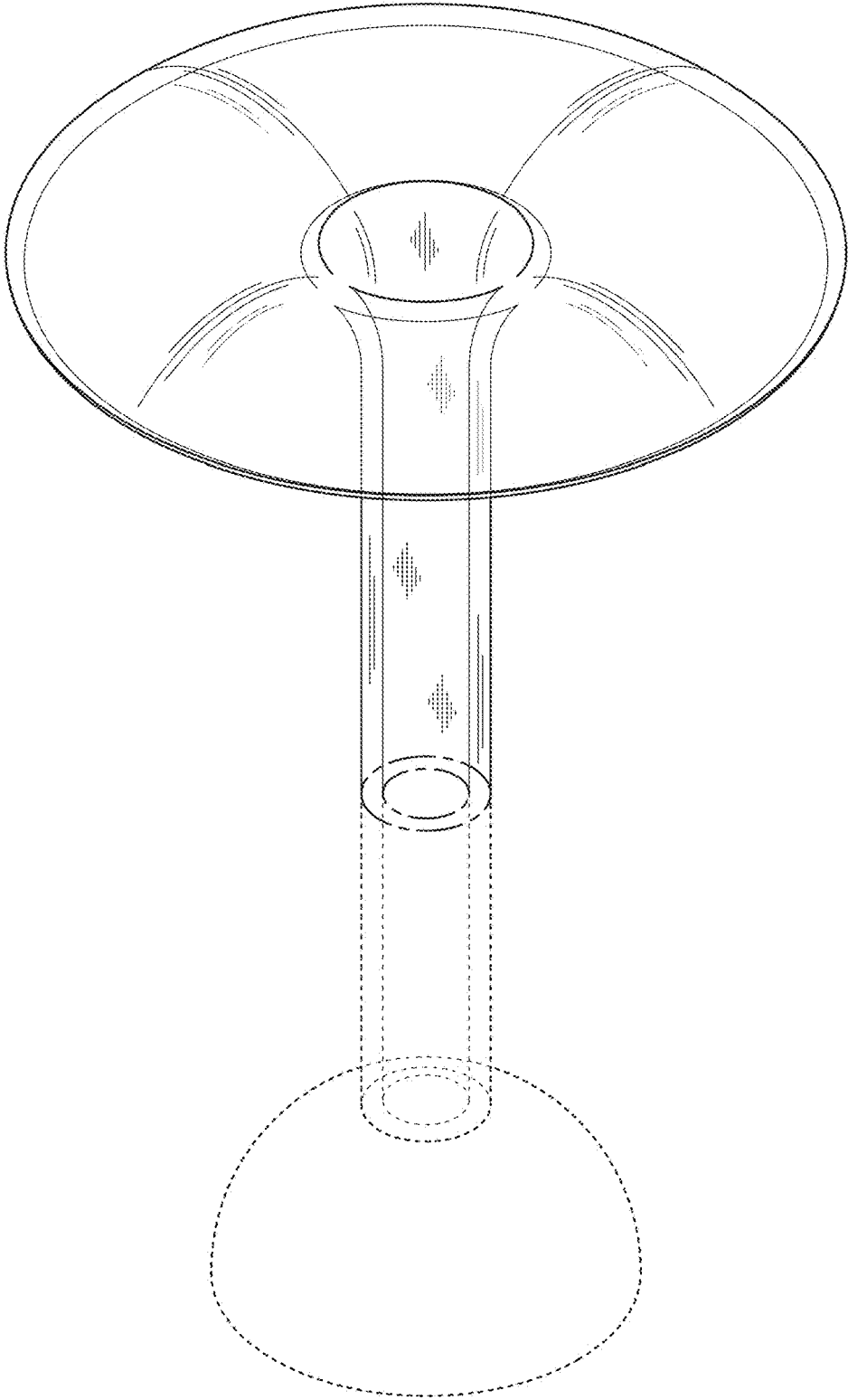
(56)

References Cited

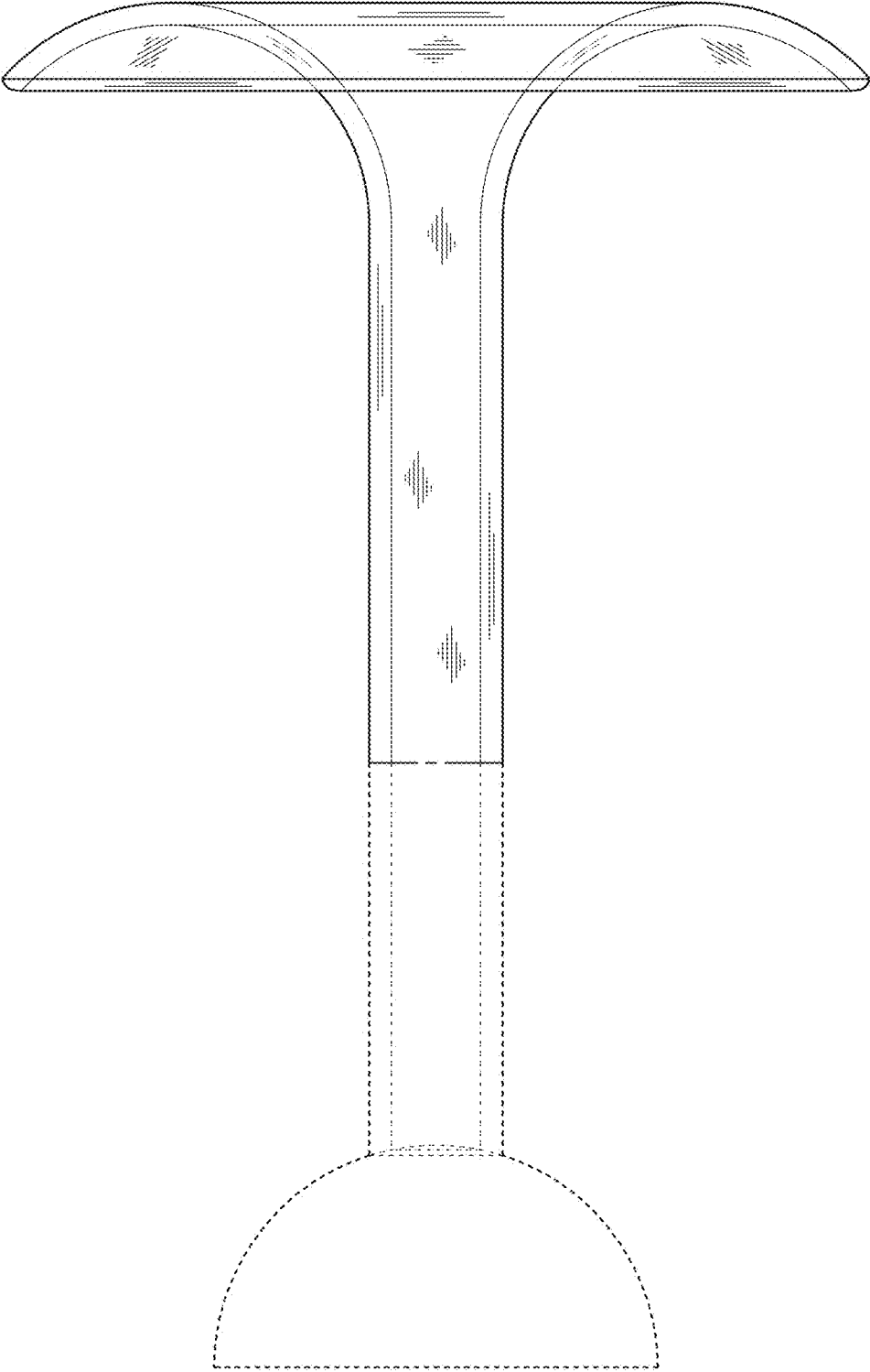
U.S. PATENT DOCUMENTS

| | | | | |
|--------------|---------|--------|-------|---------|
| D780,982 S * | 3/2017 | Starck | | D26/93 |
| D790,108 S * | 6/2017 | Starck | | D26/93 |
| D790,748 S * | 6/2017 | Starck | | D26/93 |
| D790,752 S * | 6/2017 | Chow | | D26/106 |
| D801,572 S * | 10/2017 | Starck | | D26/93 |
| D805,677 S * | 12/2017 | Starck | | D26/93 |
| D808,063 S * | 1/2018 | Starck | | D26/93 |
| D808,183 S * | 1/2018 | Ono | | D6/353 |

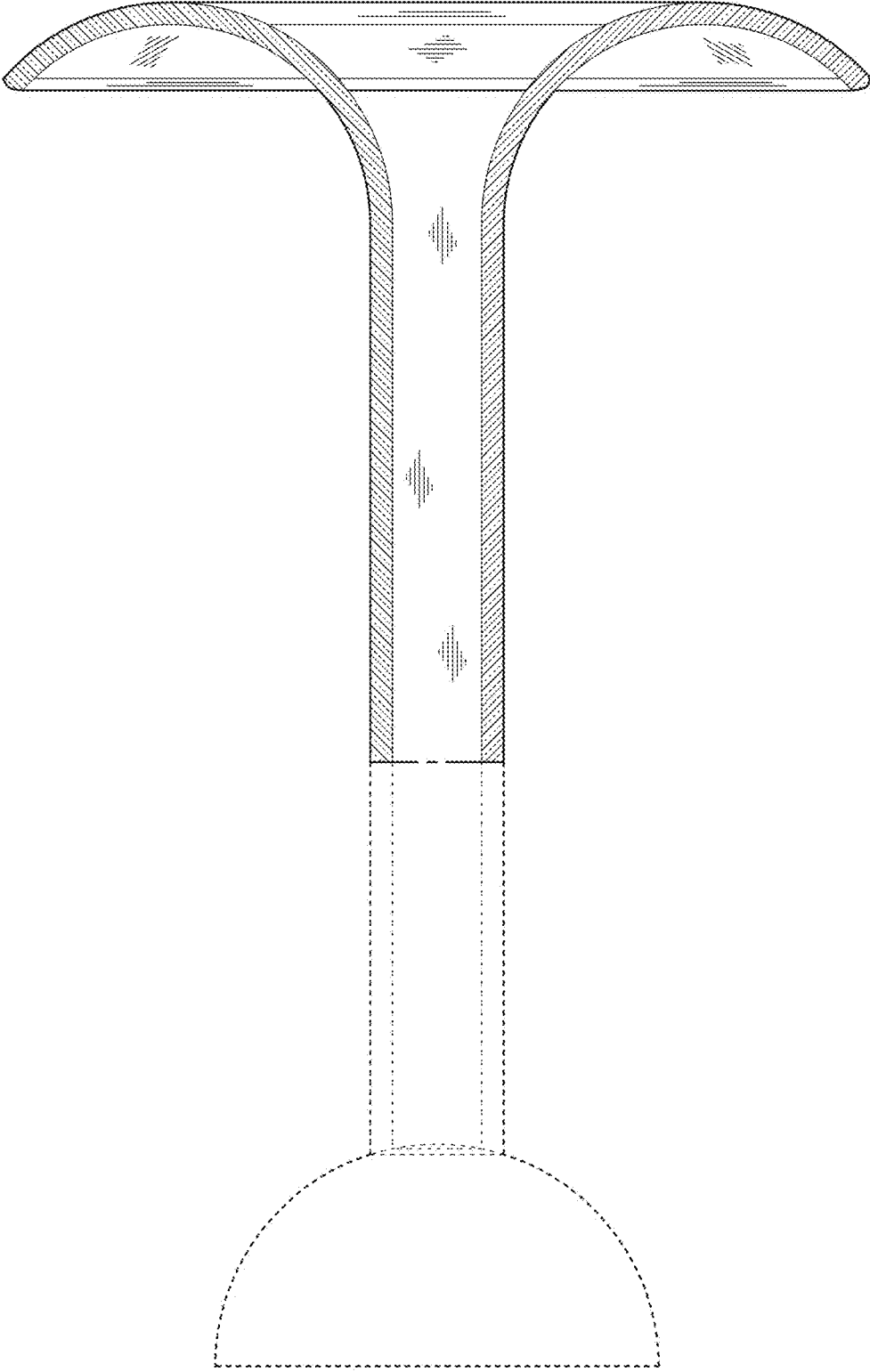
* cited by examiner



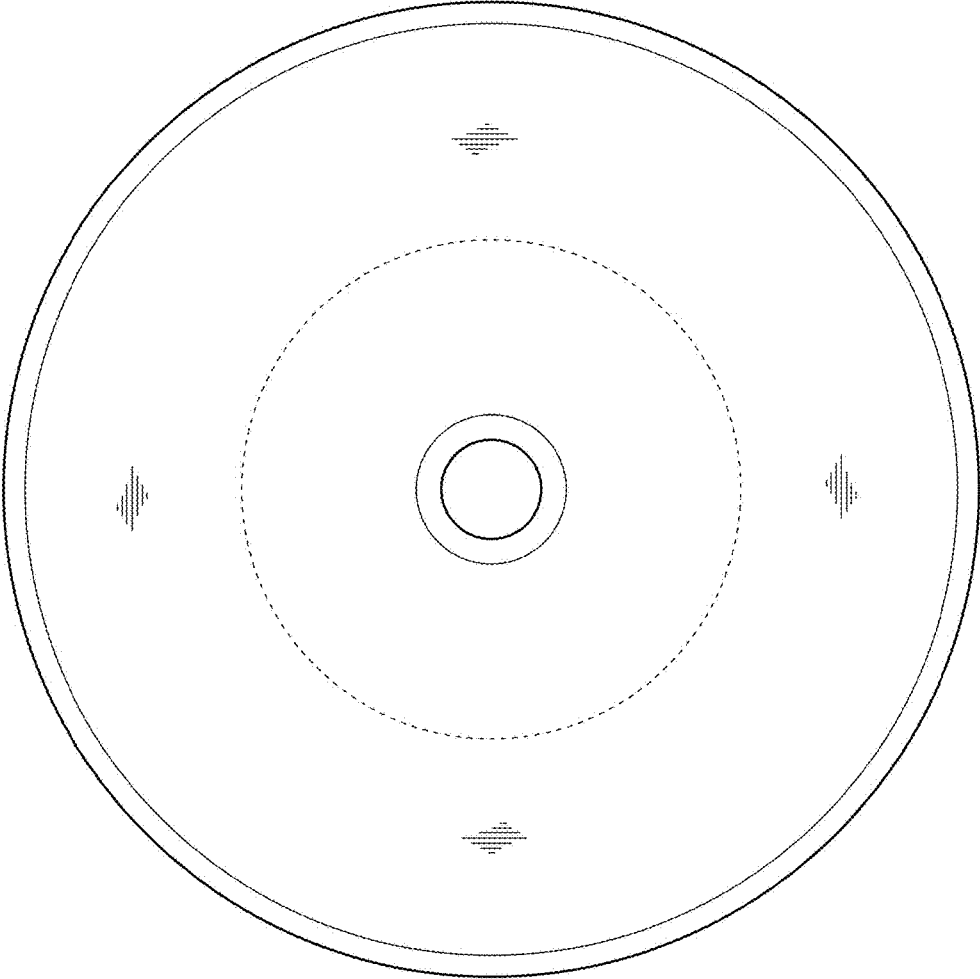
1.1



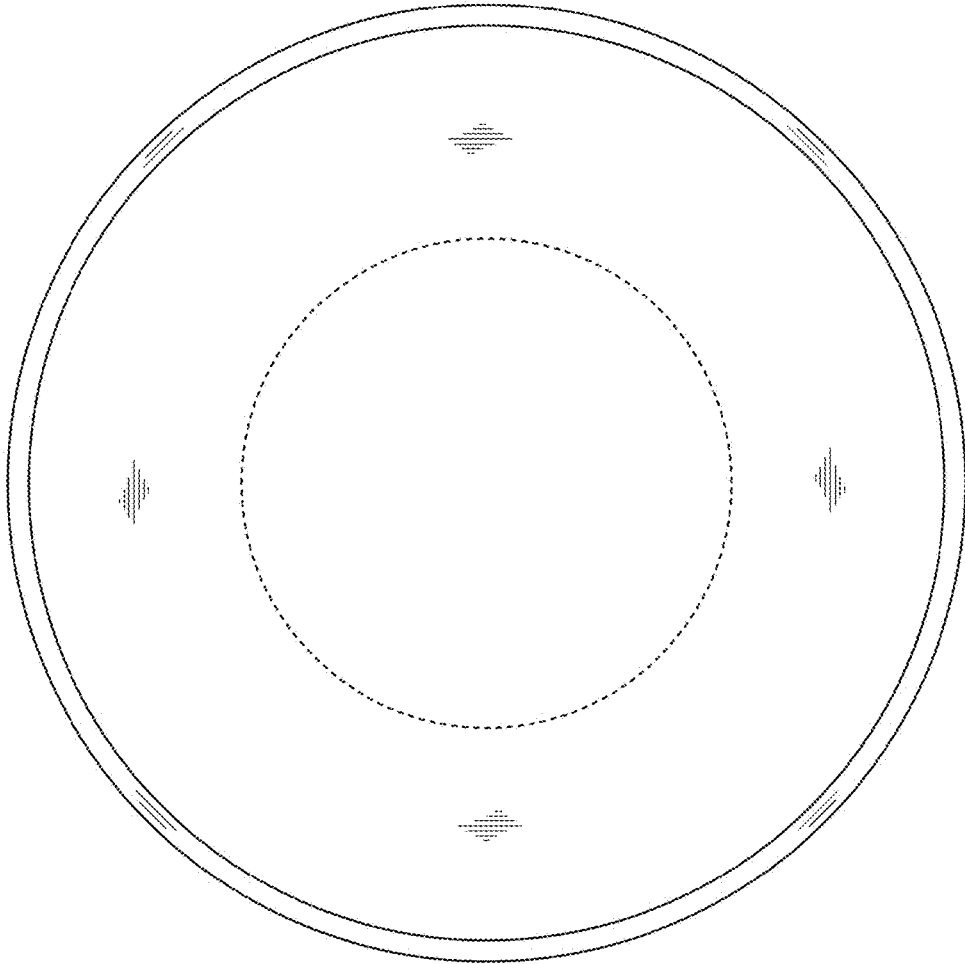
1.2



1.3



1.4



1.5