



(22) Date de dépôt/Filing Date: 1997/09/29

(41) Mise à la disp. pub./Open to Public Insp.: 1998/04/24

(45) Date de délivrance/Issue Date: 2006/07/18

(30) Priorité/Priority: 1996/10/24 (US60/029,519)

(51) Cl.Int./Int.Cl. *C07D 333/64* (2006.01),
A61K 31/40 (2006.01), *A61K 31/38* (2006.01),
A61K 31/445 (2006.01), *A61K 31/495* (2006.01),
A61K 31/535 (2006.01), *A61K 31/55* (2006.01),
C07D 409/12 (2006.01), *C07F 7/18* (2006.01)

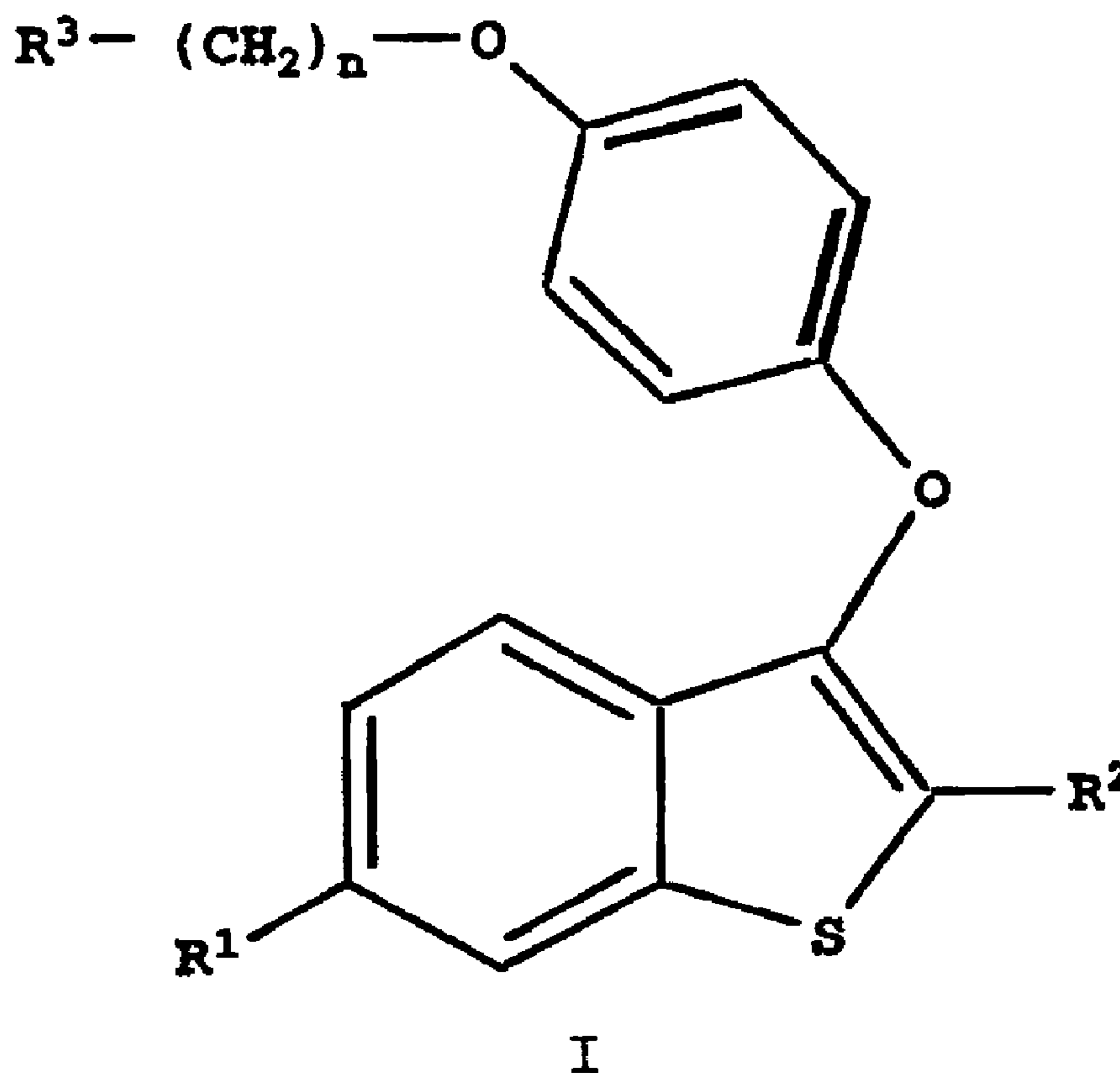
(72) Inventeurs/Inventors:
MUEHL, BRIAN STEPHEN, US;
PALKOWITZ, ALAN DAVID, US

(73) Propriétaire/Owner:
ELI LILLY AND COMPANY, US

(74) Agent: GOWLING LAFLEUR HENDERSON LLP

(54) Titre : COMPOSES A BASE DE BENZOTHIOPHENE, INTERMEDIAIRES, COMPOSITIONS ET METHODES

(54) Title: BENZOTHIOPHENE COMPOUNDS, INTERMEDIATES, COMPOSITIONS, AND METHODS



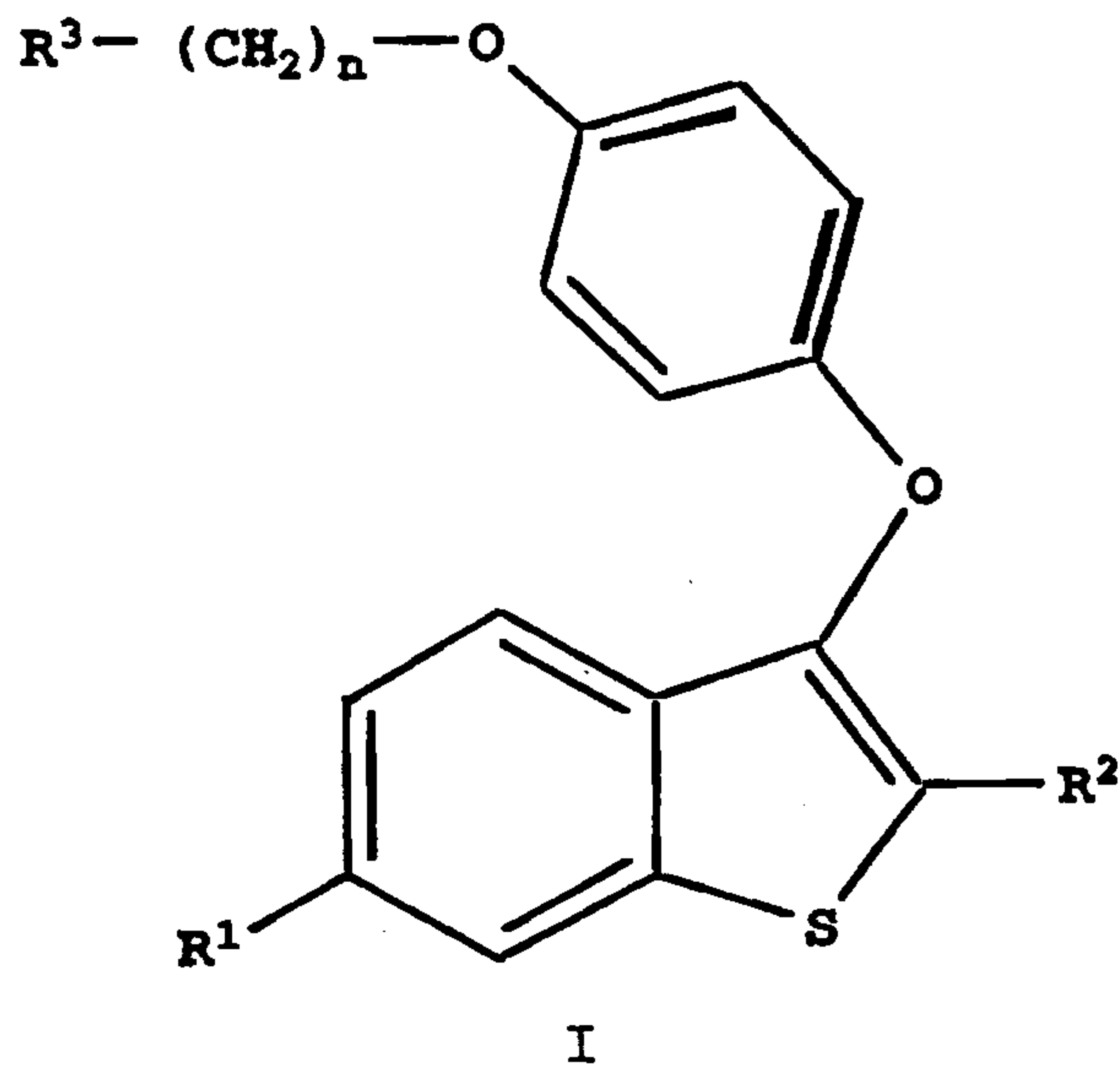
(57) Abrégé/Abstract:

The invention provides benzothiophene compounds of Formula I, (see formula I) formulations, and methods of inhibiting bone loss or bone resorption, particularly osteoporosis, and cardiovascular-related pathological conditions, including hyperlipidemia, and estrogen-dependent cancer.

Abstract

The invention provides benzothiophene compounds
of Formula I,

5



formulations, and methods of inhibiting bone loss or bone resorption, particularly osteoporosis, and cardiovascular-related pathological conditions, including hyperlipidemia, and estrogen-dependent cancer.

-1-

BENZOTHIOPHENE COMPOUNDS, INTERMEDIATES,
COMPOSITIONS, AND METHODS

Osteoporosis describes a group of diseases which arises
5 from diverse etiologies, but which are characterized by the
net loss of bone mass per unit volume. The consequence of
this loss of bone mass and resulting bone fracture is the
failure of the skeleton to provide adequate support for the
body. One of the most common types of osteoporosis is
10 associated with menopause. Most women lose from about 20%
to about 60% of the bone mass in the trabecular compartment
of the bone within 3 to 6 years after the cessation of
menses. This rapid loss is generally associated with an
increase of bone resorption and formation. However, the
15 resorptive cycle is more dominant and the result is a net
loss of bone mass. Osteoporosis is a common and serious
disease among postmenopausal women.

There are an estimated 25 million women in the United
States alone who are afflicted with this disease. The
20 results of osteoporosis are personally harmful, and also
account for a large economic loss due to its chronicity and
the need for extensive and long term support
(hospitalization and nursing home care) from the disease
sequelae. This is especially true in more elderly patients.
25 Additionally, although osteoporosis is generally not thought
of as a life threatening condition, a 20% to 30% mortality
rate is related to hip fractures in elderly women. A large
percentage of this mortality rate can be directly associated
with postmenopausal osteoporosis.

30 The most vulnerable tissue in the bone to the effects
of postmenopausal osteoporosis is the trabecular bone. This
tissue is often referred to as spongy or cancellous bone and
is particularly concentrated near the ends of the bone (near
the joints) and in the vertebrae of the spine. The
35 trabecular tissue is characterized by small osteoid
structures which interconnect with each other, as well as
the more solid and dense cortical tissue which makes up the

-2-

outer surface and central shaft of the bone. This interconnected network of trabeculae gives lateral support to the outer cortical structure and is critical to the biomechanical strength of the overall structure. In
5 postmenopausal osteoporosis, it is primarily the net resorption and loss of the trabeculae which leads to the failure and fracture of bone. In light of the loss of the trabeculae in the postmenopausal woman, it is not surprising that the most common fractures are those associated with
10 bones which are highly dependent on trabecular support, for example, the vertebrae, the neck of the weight-bearing bones such as the femur and the forearm. Indeed, hip fracture, collicles fractures, and vertebral crush fractures are hallmarks of postmenopausal osteoporosis.

15 The most generally accepted method for the treatment of postmenopausal osteoporosis is estrogen replacement therapy. Although therapy is generally successful, patient compliance with the therapy is low, primarily because estrogen treatment frequently produces undesirable side
20 effects. An additional method of treatment would be the administration of a bisphosphonate compound, such as, for example, Fosomax® (Merck & Co., Inc.).

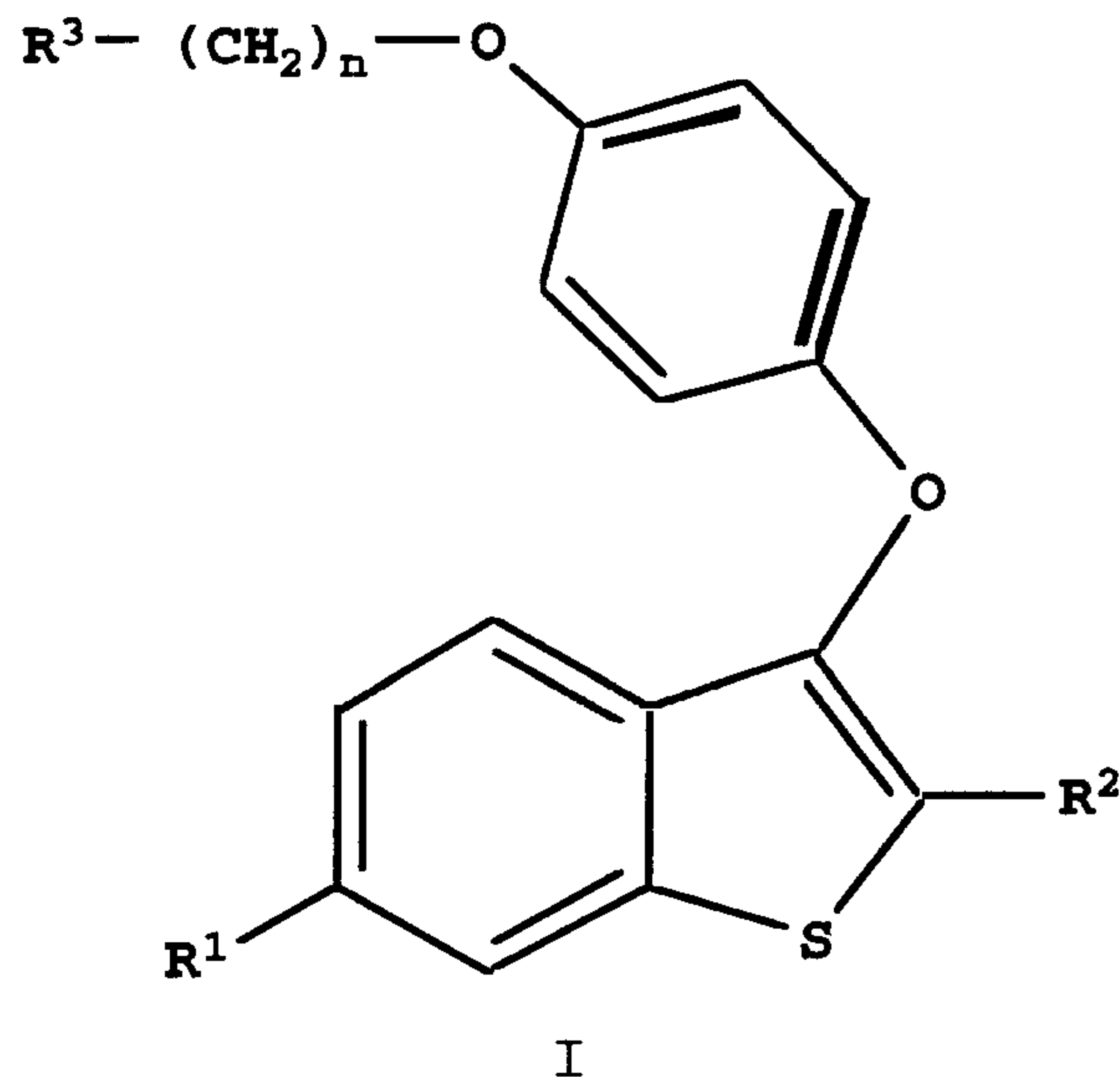
Throughout premenopausal time, most women have less incidence of cardiovascular disease than men of the same
25 age. Following menopause, however, the rate of cardiovascular disease in women slowly increases to match the rate seen in men. This loss of protection has been linked to the loss of estrogen and, in particular, to the loss of estrogen's ability to regulate the levels of serum
30 lipids. The nature of estrogen's ability to regulate serum lipids is not well understood, but evidence to date indicates that estrogen can up regulate the low density lipid (LDL) receptors in the liver to remove excess
cholesterol. Additionally, estrogen appears to have some
35 effect on the biosynthesis of cholesterol, and other beneficial effects on cardiovascular health.

It has been reported in the literature that serum lipid levels in postmenopausal women having estrogen replacement therapy return to concentrations found in the premenopausal state. Thus, estrogen would appear to be a reasonable treatment for this condition. However, the side effects of estrogen replacement therapy are not acceptable to many women, thus limiting the use of this therapy. An ideal therapy for this condition would be an agent which regulates serum lipid levels in a manner analogous to estrogen, but which is devoid of the side effects and risks associated with estrogen therapy.

Estrogen dependent cancers are major diseases effecting both women, and to a lesser extent men. Cancer cells of this type are dependent on a source of estrogen to maintain the original tumor as well as to proliferate and metastasize to other locations. The most common forms of estrogen dependent cancer are breast and uterine carcinomas. Current chemotherapy of these diseases relies primarily on the use of anti-estrogens, predominately tamoxifen. The use of tamoxifen, although efficaceous, is not without undesirable side-effects, for example, estrogen agonist properties, such as uterine hypertrophy and carcinogenic potential. Compounds of the current invention while showing the same or better potential for anti-cancer activity, also demonstrate a lower potential for estrogen agonist activity.

In response to the clear need for new pharmaceutical agents which are capable of alleviating the symptoms described herein, the instant invention provides benzo[b]thiophene compounds, pharmaceutical formulations, and methods of using said compounds for the inhibition of the disease states as indicated herein.

The present invention relates to compounds of formula I:



5

wherein

R^1 is -H, -OH, -O(C₁-C₄ alkyl),
-OCO(C₁-C₆ alkyl), -O(CO)O(C₁-C₆ alkyl), -OCOAr, -O(CO)OAr,
where Ar is phenyl or optionally substituted phenyl, or -
10 OSO₂(C₂-C₆ alkyl);

R^2 is C₁-C₅ n-alkyl, C₃-C₆ branched alkyl, C₃-C₇
cycloalkyl, C₃-C₆ alkenyl, C₄-C₇ cycloalkenyl, or C₃-C₅
alkynyl;

n is 2 or 3; and

15

R^3 is 1-piperidinyl, 1-pyrrolidinyl, methyl-1-
pyrrolidinyl, dimethyl-1-pyrrolidinyl, 4-morpholino,
dimethylamino, diethylamino, or 1-hexamethyleneimino;
or a pharmaceutically acceptable salt or solvate thereof.

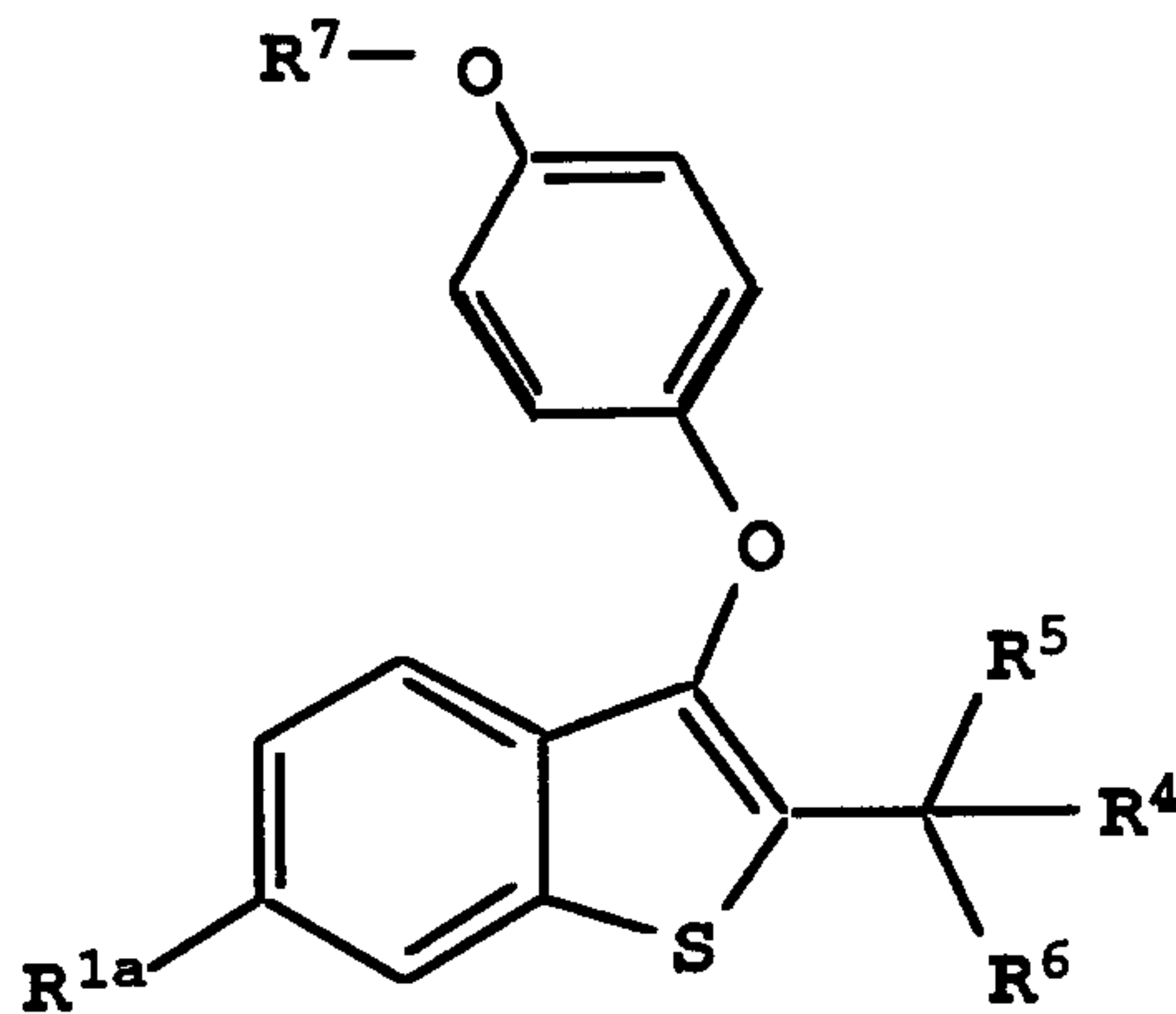
20

The instant invention further relates to pharmaceutical
formulations containing compounds of formula I, and the use
of said compounds at least for the inhibition of bone loss
or bone resorption, particularly osteoporosis, and
cardiovascular-related pathological conditions, including
hyperlipidemia, and estrogen-dependent cancer.

25

The present invention still further relates to
compounds of formula II, which are useful as intermediates
in the synthesis of compounds of formula I:

-5-



II

5

wherein:

R^{1a} is -H or $-OR^8$, where R^8 is a hydroxy-protecting group;

R^4 is -OH or -H;

10 R^5 and R^6 are, independently, -H, C₁-C₄ n-alkyl, C₃-C₅ branched alkyl, C₂-C₅ alkenyl, C₂-C₄ alkynyl, or R^5 and R^6 may be taken together with methylene groups or vinyl groups to form 3 to 7-membered cycloalkyl or cycloalkenyl rings; and

15 R^7 is -OH or $-OR^9$, where R^9 is a hydroxy-protecting group which can be selectively removed in the presence of R^8 .

General terms used in the description of compounds herein described bear their usual meanings. For example, the term, "C₁-C₆ alkyl" refers to aliphatic carbon chains containing 1 to 6 carbon atoms, these chains may be either straight or branched. The term, "C₁-C₅ n-alkyl" refers to straight aliphatic chains of 1 to 5 carbon atoms including methyl, ethyl, n-propyl, n-butyl, and n-pentyl. The term, "C₃-C₆ branched alkyl" refers to branched aliphatic chains of 3 to 6 carbon atoms, for example, 2-propyl, 2-butyl, 3-butyl, and the like. The term "C₃-C₆ alkenyl" refers to a hydrocarbon chain of 3 to 6 carbon atoms which contains at least one carbon-carbon double bond, for example, 3-

20
25
30

propenyl, 4-butenyl, 4-(3-methyl)butenyl, 3,5-pentadiene, and the like. The term "C₃-C₇ cycloalkyl" refers to aliphatic carbon rings with 3-7 carbon atoms, such as cyclopropyl, cyclohexyl, and the like. The term "C₄-C₇ cycloalkenyl" refers to hydrocarbon rings of 4-7 carbon atoms, which contain at least one carbon-carbon double bond, for example, 2-cyclobutene, 3-cyclohexene, 2,4-cyclohexyldiene, and the like.

Included within the scope of the present invention are compounds which contain asymmetric carbon centers. Those compounds may therefore exist in stereoisomeric forms. The present invention includes each of the stereoisomers, mixtures thereof, or racemic mixtures, which are all useful for the pharmacologic properties described herein. Similarly, alkenyl compounds of the present invention may exist as geometric isomers (cis/trans; Z/E). The present invention includes each of the geometric isomers and mixtures thereof, which are useful for the pharmacologic properties described herein.

Similarly, the term "-OC₁-C₄ alkyl" represents a C₁-C₄ alkyl group attached through an oxygen, such as, for example, methoxy, ethoxy, n-propoxy, isopropoxy, and the like. Of these C₁-C₄ alkoxy groups, methoxy is highly preferred.

The term "substituted phenyl" refers to a phenyl group having one or more substituents selected from the group consisting of C₁-C₄ alkyl, -OC₁-C₄ alkyl, hydroxy, nitro, chloro, fluoro, or tri(chloro or fluoro)methyl.

The term "hydroxy-protecting group" contemplates numerous functionalities used in the literature to protect a hydroxyl function during a chemical sequence and which can be removed to yield the phenol. Included within this group are acyls, mesylates, tosylates, benzyl, alkylsilyloxys, C₁-C₄ alkyls, and the like. Numerous reactions for the formation and removal of such protecting groups are described in a number of standard works including, for example, *Protective Groups in Organic Chemistry*, Plenum

-7-

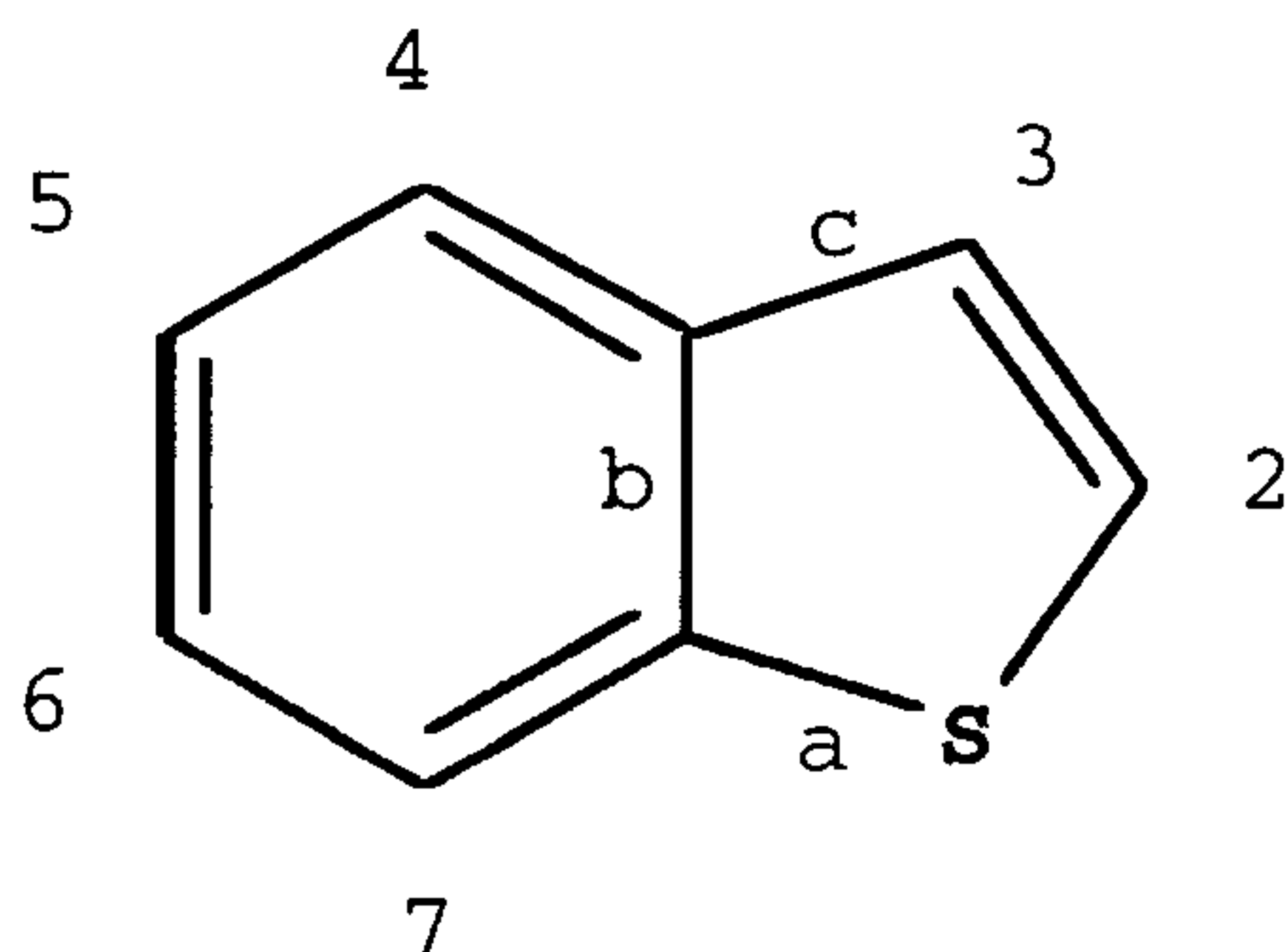
Press (London and New York, 1973); Green, T.W., *Protective Groups in Organic Synthesis*, Wiley, (New York, 1981); and *The Peptides*, Vol. I, Schrooder and Lubke, Academic Press (London and New York, 1965). Methods for removing preferred hydroxy protecting groups, particularly methyl, are essentially as described in the Examples, *infra*.

The term "leaving group" means a chemical entity which is capable of being displaced by an amino function via an SN₂ reaction. Such reactions are well known in the art and such groups would include halogens, mesylates, tosylates, and the like. A preferred leaving group is bromo.

The term "inhibit" includes its generally accepted meaning which includes prohibiting, preventing, restraining, and slowing, stopping, or reversing progression, severity, or ameliorating a resultant symptom or effect.

The term "solvate" represents an aggregate that comprises one or more molecules of the solute, such as a formula I compound, with one or more molecules of solvent.

The compounds of formula I are derivatives of benzo[b]thiophene which is named and numbered according to the Ring Index, The American Chemical Society, as follows:



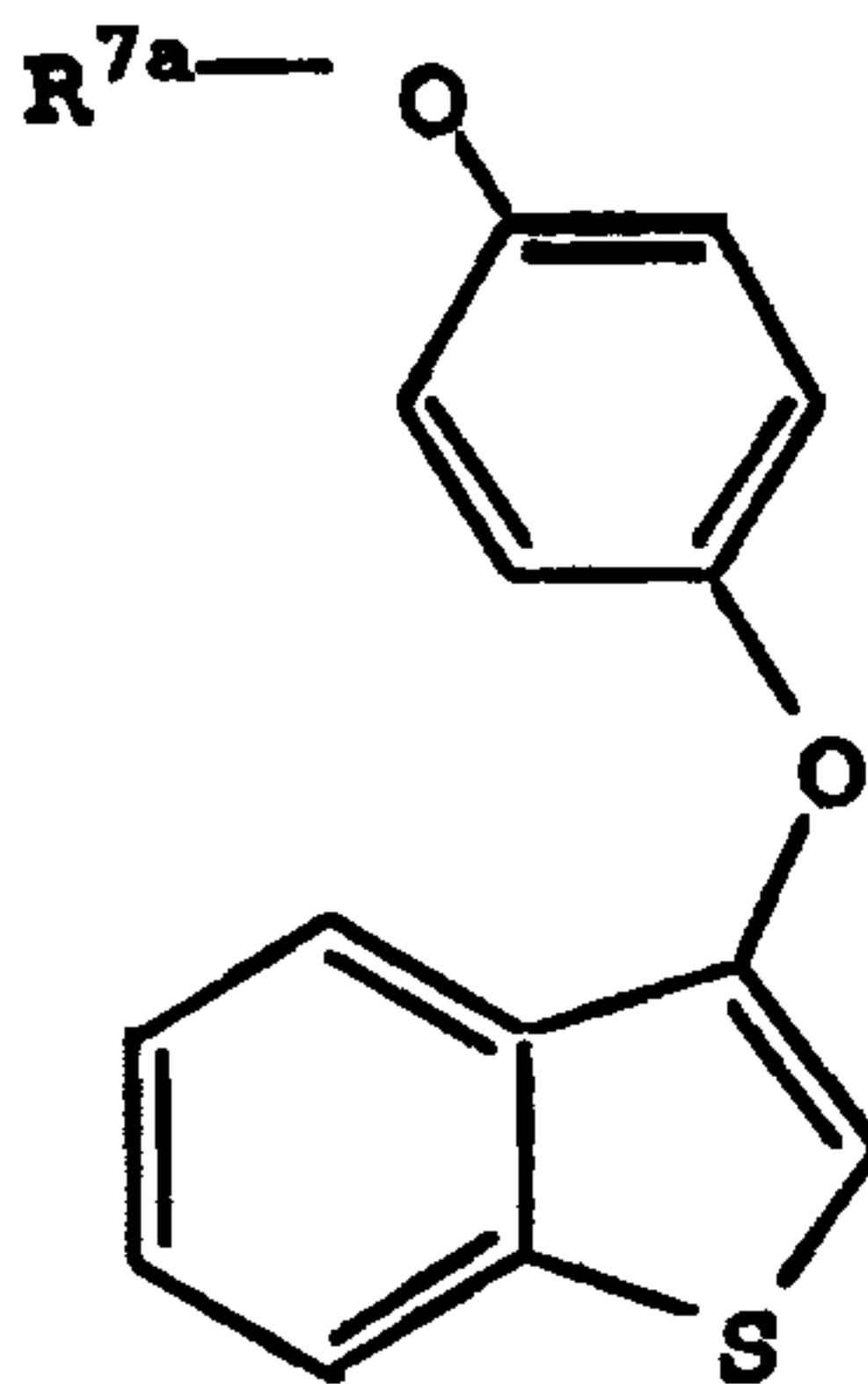
Compounds of formula I include, but are not limited to:
3-[4-[2-(1-pyrrolidinyl)ethoxy]phenoxy]-2-cyclohexylbenzo[b]thiophene hydrochloride;
3-[4-[2-(1-hexamethyleneimino)ethoxy]phenoxy]-2-cyclohexylbenzo[b]thiophene hydrochloride;
3-[4-[3-(1-piperidinyl)propoxy]phenoxy]-2-cyclohexylbenzo[b]thiophene hydrochloride;

- 3-[4-[2-(1-piperidinyl)ethoxy]phenoxy]-2-cyclohexyl-6-methoxybenzo[b]thiophene hydrochloride;
- 3-[4-[2-(1-piperidinyl)ethoxy]phenoxy]-2-cyclohexyl-6-hydroxybenzo[b]thiophene;
- 5 3-[4-[2-(1-piperidinyl)ethoxy]phenoxy]-2-cyclohexyl-6-hydroxybenzo[b]thiophene hydrochloride;
- 3-[4-[2-(1-piperidinyl)ethoxy]phenoxy]-2-propenyl-6-hydroxybenzo[b]thiophene hydrochloride;
- 3-[4-[2-(1-piperidinyl)ethoxy]phenoxy]-2-(3-methylbut-1-yl)-6-hydroxybenzo[b]thiophene hydrochloride;
- 10 3-[4-[2-(1-piperidinyl)ethoxy]phenoxy]-2-(2-methylbut-1-yl)-6-hydroxybenzo[b]thiophene hydrochloride;
- 3-[4-[2-(1-piperidinyl)ethoxy]phenoxy]-2-(1-cyclohexyl-2-ene)-6-hydroxybenzo[b]thiophene hydrochloride;
- 15 3-[4-[2-(1-piperidinyl)ethoxy]phenoxy]-2-(1-cyclohexyl-2,4-diene)-6-hydroxybenzo[b]thiophene hydrochloride;
- 3-[4-[2-(1-piperidinyl)ethoxy]phenoxy]-2-(3-methylpent-3-ene-1-yl)-6-hydroxybenzo[b]thiophene hydrochloride;
- 3-[4-[2-(1-piperidinyl)ethoxy]phenoxy]-2-cyclohexyl-6-acetoxybenzo[b]thiophene hydrochloride;
- 20 3-[4-[2-(1-piperidinyl)ethoxy]phenoxy]-2-cyclohexyl-6-benzoyloxybenzo[b]thiophene hydrochloride;
- 3-[4-[2-(1-piperidinyl)ethoxy]phenoxy]-2-cyclohexyl-6-n-butylsulfonyloxybenzo[b]thiophene hydrochloride;
- 25 3-[4-[2-(1-piperidinyl)ethoxy]phenoxy]-2-n-pentyl-6-n-butylsulfonyloxybenzo[b]thiophene hydrochloride;
- 3-[4-[2-(1-pyrrolidinyl)ethoxy]phenoxy]-2-cyclopentyl-6-n-butylsulfonyloxybenzo[b]thiophene hydrochloride;
- 3-[4-[2-(1-piperidinyl)ethoxy]phenoxy]-2-cyclohexyl-6-acetoxybenzo[b]thiophene hydrochloride;
- 30 3-[4-[2-(1-piperidinyl)ethoxy]phenoxy]-2-cyclohexyl-6-butoyloxybenzo[b]thiophene hydrochloride;
- 3-[4-[2-(1-piperidinyl)ethoxy]phenoxy]-2-cycloheptyl-6-acetoxybenzo[b]thiophene hydrochloride;
- 35 3-[4-[2-(1-piperidinyl)ethoxy]phenoxy]-2-(cyclohex-3-ene-1-yl)-6-acetoxybenzo[b]thiophene hydrochloride;
- and the like.

Preferred embodiments of the current invention are those compounds wherein n is two and R₃ is piperidinyl.

Several synthetic pathways are available for preparing the compounds of the instant invention. One synthetic route in the synthesis of compounds of formula I wherein R¹ is -H employs as starting material a compound of formula III. The compound of formula III and the synthesis of same is provided in U.S. Pat. No. 5,488,058.

10



III

wherein R^{7a} is R⁹ with its previous meaning.

15 The first steps in the present process for the conversion of compounds of formula III to the compounds of the present invention involve the metallation of a compound of formula III at the 2-position. Although other alkali metals may be used, for example, Na, K, and the like, the preferred metal is lithium. Thus, a compound of formula III is converted to the 2-lithio derivative to provide a compound of formula IV. A compound of formula IV, which is formed as an intermediate and not isolated due to its instability, is reacted with a ketone of formula R⁵R⁶CO to provide a tertiary alcohol of formula IIa, wherein R⁵ and R⁶ are as previously defined. The alcohol is then reduced to provide a 2-alkyl derivative of formula IIc. Alternatively, and particularly when R₂ is C₁-C₅ n-alkyl or C₃-C₅ straight chain alkenyl, a compound of formula IV is alkylated with an

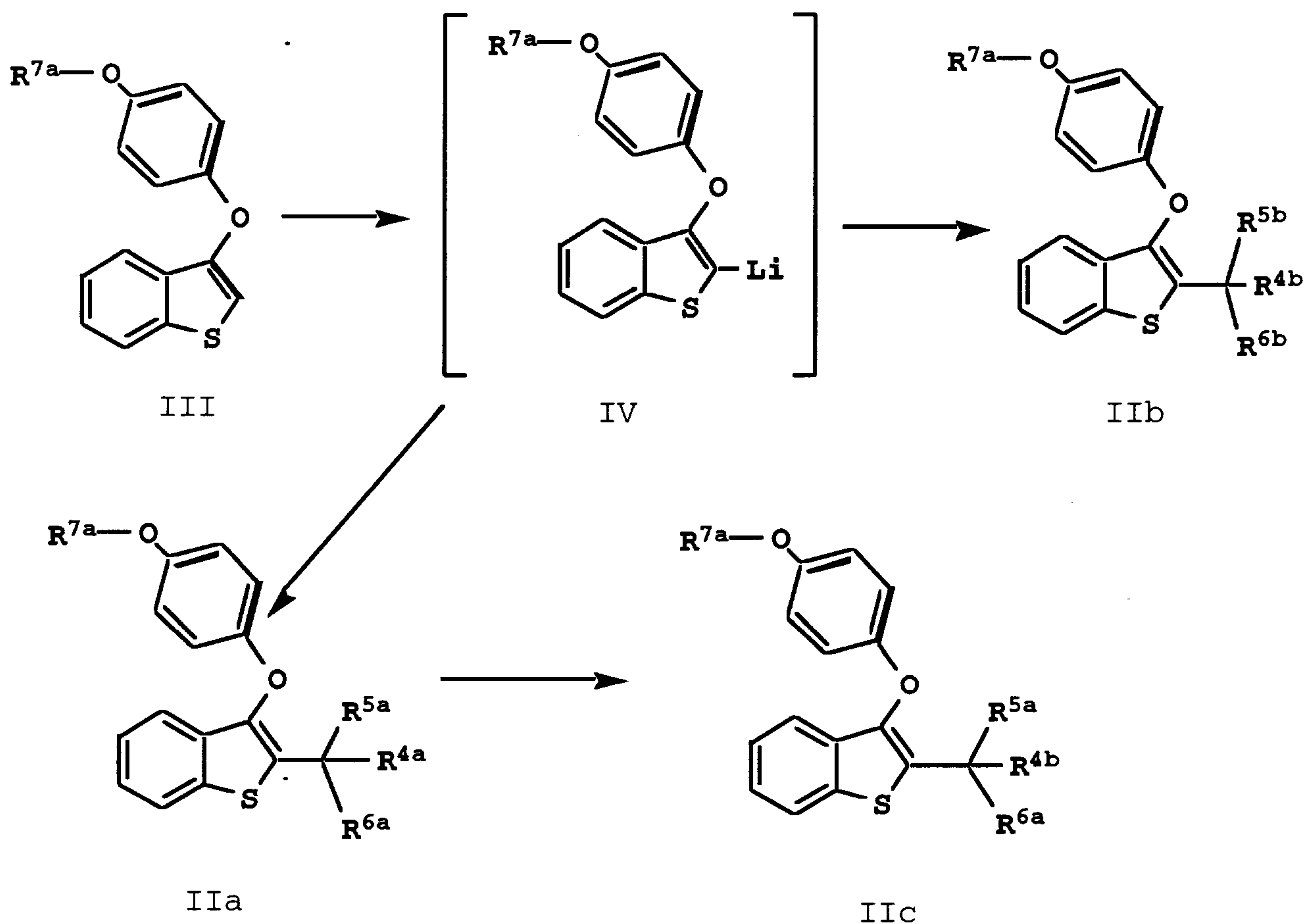
25

-10-

appropriate alkyl or alkenyl halide to provide a compound of formula IIb directly. This synthetic sequence is illustrated in Scheme I, below.

5

Scheme I



wherein: R^{7a} is as previously defined;

10

R^{4a} is -OH;

R^{4b} is -H;

R^{5a} is R^5 ;

R^{5b} is -H;

R^{6a} is R^6 , wherein R^6 is a previously defined; and

15

R^{6b} is C_0 - C_4 n-alkyl or C_2 - C_5 alkenyl.

In the first step of Scheme I, a compound of formula III is treated with a slight excess of n-butyllithium in hexanes, in an appropriate solvent and under an inert atmosphere such as nitrogen. Appropriate solvents include an inert solvent

-11-

or mixtures of solvents, such as, for example, diethyl ether, dioxane, and tetrahydrofuran (THF). Of these, tetrahydrofuran, and particularly anhydrous THF, is preferred.

5 The present reaction optimally is run at a temperature from about -78 °C to about 25 °C and the reaction time is usually less than thirty minutes.

As mentioned previously, the intermediate compound of formula IV is not isolated, but is instead used directly in the next reaction by the addition of the next reagent to the
10 reaction mixture.

Compounds of formula IIb (where R² is C₁-C₅ n-alkyl or C₃-C₅ straight chain alkenyl) are synthesized directly from a compound of formula IV by the addition of the appropriate
15 C₁-C₅ alkyl halide or a C₃-C₅ straight chain alkenyl halide. The halide may be chloro, bromo, or iodo, with the preferred halide being bromo. The halide is usually dissolved in an inert solvent (the same solvent used to generate a compound of formula IV) and added directly to the reaction mixture
20 used to generate the intermediate compound of formula IV. The reaction, if cold initially, is allowed to warm to ambient temperature and the reaction time is then between one and three hours. The final product (a compound of formula IIb) may be isolated by standard methods and
25 purified by chromatography and/or crystallization. The compounds of formula IIa and IIc may be also prepared from the intermediate IV.

After generating a compound of formula IV, a ketone of R⁵COR⁶ dissolved in the same solvent used to generate IV, is
30 added directly and in a dropwise fashion to the reaction mixture. If the reaction mixture is cold, the reaction is allowed to warm to ambient temperature and the reaction time is between one to three hours. The final product (IIa) may be isolated by standard methods and purified by
35 chromatography and/or crystallization.

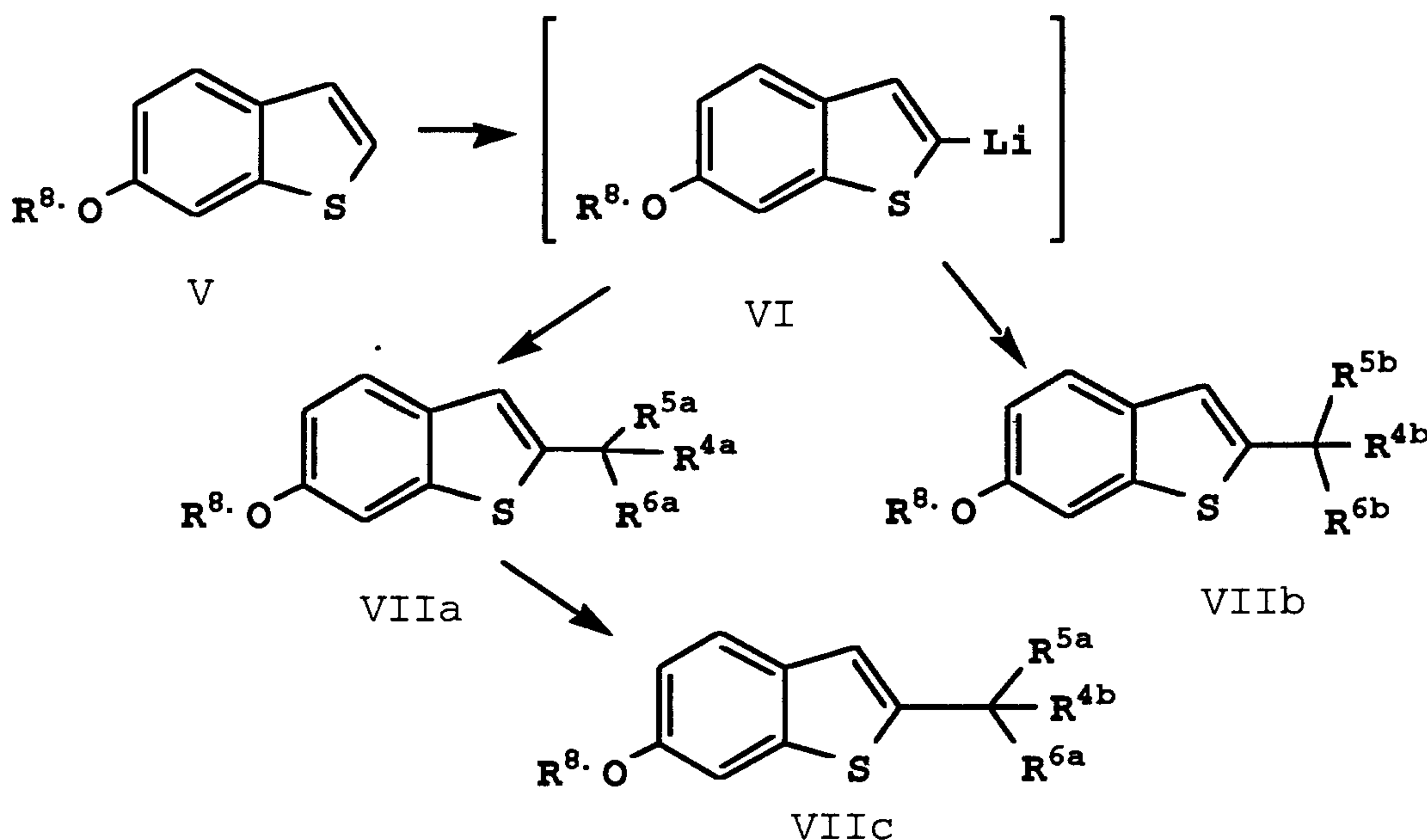
The tertiary alcohol IIa resulting from the addition of a ketone to the 2-lithio derivative (IV) is reduced to the

-12-

alkane by treatment with triethylsilane/trifluoroacetic acid in an inert halogenated solvent, such as dichloromethane, chloroform, and the like. This reaction is optimally run between -10 and 20 °C, and usually requires 0.5-3 h for completion. The product of this reaction, a compound of formula IIc is isolated by standard chromatographic techniques.

Compounds of formula I wherein R¹ is not -H may be derived from compounds of formula IIId, which are synthesized starting from compounds of formula V by the route shown in Schemes II and III, below.

Scheme II



15

wherein R^{4a}, R^{4b}, R^{5a}, R^{5b}, R^{6a}, R^{6b}, and R⁸ have their previous meanings.

Compounds of formula V may be obtained by methods provided, *supra*. Both R⁸ and R⁹ are hydroxy-protecting groups. These protecting groups must have different chemical properties from each other, for example, R⁹ must be able to be removed in the presence of R⁸ (when present) without its removal. Numerous reactions for the formation and removal of such protecting groups are described in a number of standard works including, for example, *Protective*

25

Groups in Organic Chemistry, Plenum Press (London and New York, 1973); Green, T.W., *Protective Groups in Organic Synthesis*, Wiley, (New York, 1981); and *The Peptides*, Vol. I, Schrooder and Lubke, Academic Press (London and New York, 5 1965).

Because carbon-carbon, non-aromatic, multiple bonds are often susceptible to reduction by the hydrogenation process used to remove a protecting group such as a benzyl group, for the synthesis of compounds of formula I where R^2 is 10 alkenyl, cycloalkenyl, or alkynyl, a benzyl group for R^8 or R^9 is not preferred.

For the synthesis of compounds of formula I where R^2 is alkyl or cycloalkyl, a preferred protecting group for R^8 (when present) is a methyl group, and a preferred protecting 15 group for R^9 is a benzyl group. Thus, a preferred compound of formula V is 6-methoxybenzo[b]thiophene for the synthesis of this subset of the compounds of formula I.

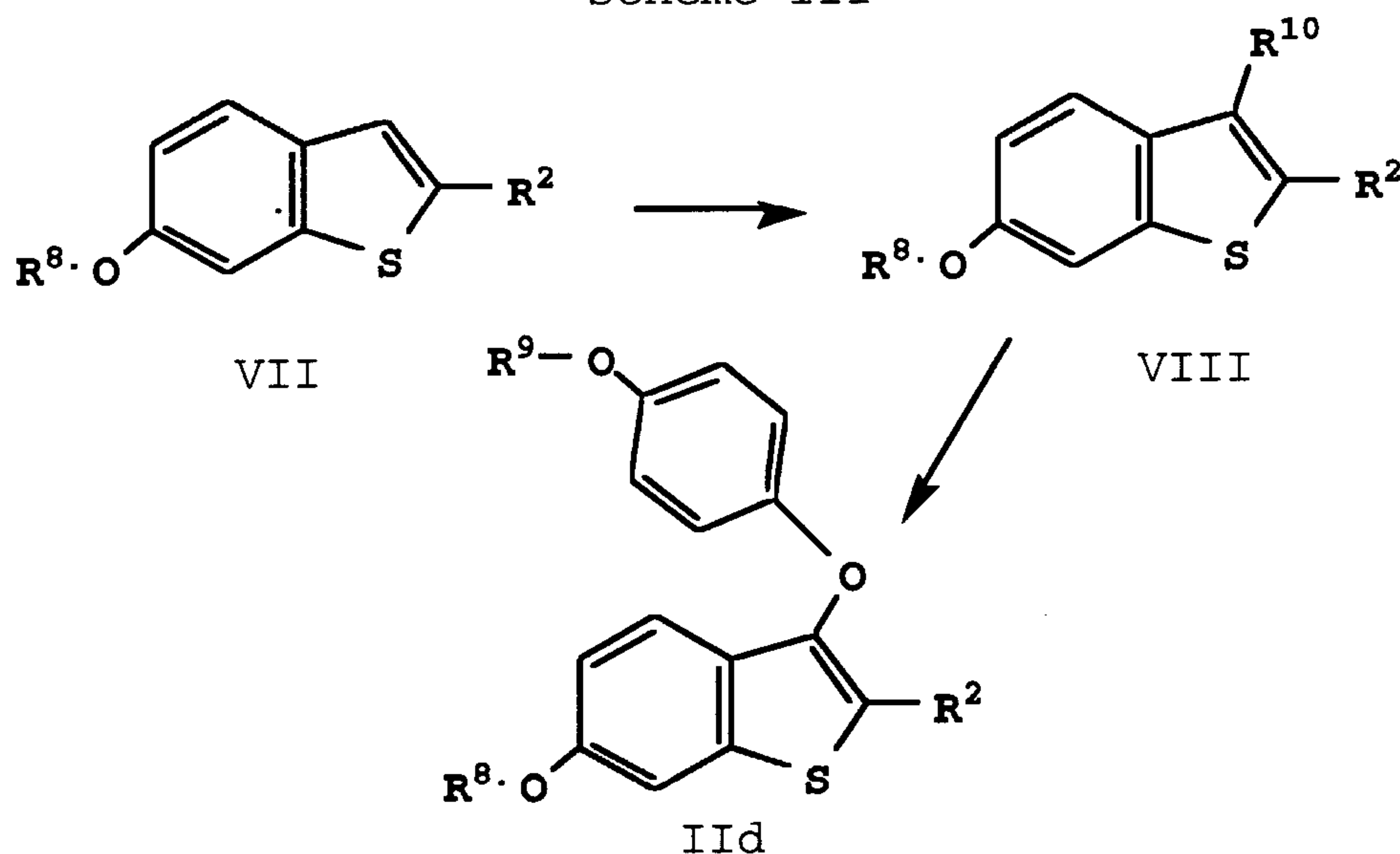
For the synthesis of compounds of formula I where R^2 is alkenyl, cycloalkenyl, or alkynyl, a preferred protecting 20 group for R^8 (when present) is also a methyl group, but a preferred protecting group for R^9 is a sulfonate, such as methylsulfonate.

The chemistry utilized in the synthesis of compounds of formula VIIa, VIIb, and VIIc is directly analogous to that 25 used in Scheme I to synthesize compounds of formula IIa, IIb, and IIc. The same reaction conditions, reagents, and preferences are applicable.

Compounds of formula VIIb-c are converted to the 3-ether linked compounds of formula IID in the following 30 manner. Compounds of formula VII are brominated at the 3-position (VIII), and then reacted with a 4-(hydroxy-protected)phenol via an Ullman reaction to produce compounds of formula IID. This transformation is illustrated in Scheme III, below.

-14-

Scheme III



wherein R^2 and R^8 have their previous meanings, R^{10} is a
 5 leaving group, and R^9 is benzyl if R^2 is alkyl or
 cycloalkyl, or R^9 is methylsulfonate if R^2 is alkenyl,
 cycloalkenyl, or alkynyl.

In the first step of Scheme III, an appropriate leaving
 group is selectively placed at the 3-position of the formula
 10 VII starting material via standard procedures. Appropriate
 R^{10} leaving groups include sulfonates such as
 methanesulfonate, 4-bromobenzenesulfonate, toluenesulfonate,
 ethanesulfonate, isopropanesulfonate, 4-
 15 methoxybenzenesulfonate, 4-nitrobenzenesulfonate, 2-
 chlorobenzenesulfonate, triflate, and the like, halogens
 such as bromo, chloro, and iodo, and other related leaving
 groups. However, to insure proper placement of the leaving
 group, the named halogens are preferred, and bromo is
 especially preferred.

20 The present reaction is carried out using standard
 procedures. For example, when the preferred halogenating
 agents are used, an equivalent of such a halogenating agent,
 preferably bromine, is reacted with an equivalent of the
 formula VII substrate, in the presence of a suitable
 25 solvent, such as chloroform or acetic acid. The reaction is

-15-

run at a temperature from about 40° C to about 80° C and is usually complete in one to six hours.

The reaction product from the above process step, a compound of formula VIII, is then reacted with either 4-benzyloxyphenol or 4-methanesulfonyloxyphenol to form compounds of formula IIId. The 4-benzyloxyphenol and 4-methanesulfonyloxyphenol are known compounds which are commercially available, or which can be prepared via standard procedures. This coupling reaction is known as an Ullman-type reaction and is run according to standard procedures [See, for example, *Advanced Organic Chemistry: Reactions, Mechanisms, and Structure*, Fourth Edition, 3-16, (J. March, ed., John Wiley & Sons, Inc. 1992); Jones, C.D., *J. Chem. Soc. Perk. Trans. I*, 4:407 (1992)].

In general, equivalent amounts of the two aryl substrates, in the presence of up to an equimolar amount of a copper(I) oxide catalyst and an appropriate solvent, are heated to reflux under an inert atmosphere. Preferably, an equivalent of a formula IV compound in which R⁹ is bromo is reacted with an equivalent amount of 4-benzyloxyphenol in the presence of an equivalent amount of cuprous oxide.

Appropriate solvents for this reaction are those solvents or mixture of solvents which remain inert throughout the reaction. Typically, organic bases, particularly a hindered base, such as, for example, 2,4,6-collidine, are preferred solvents.

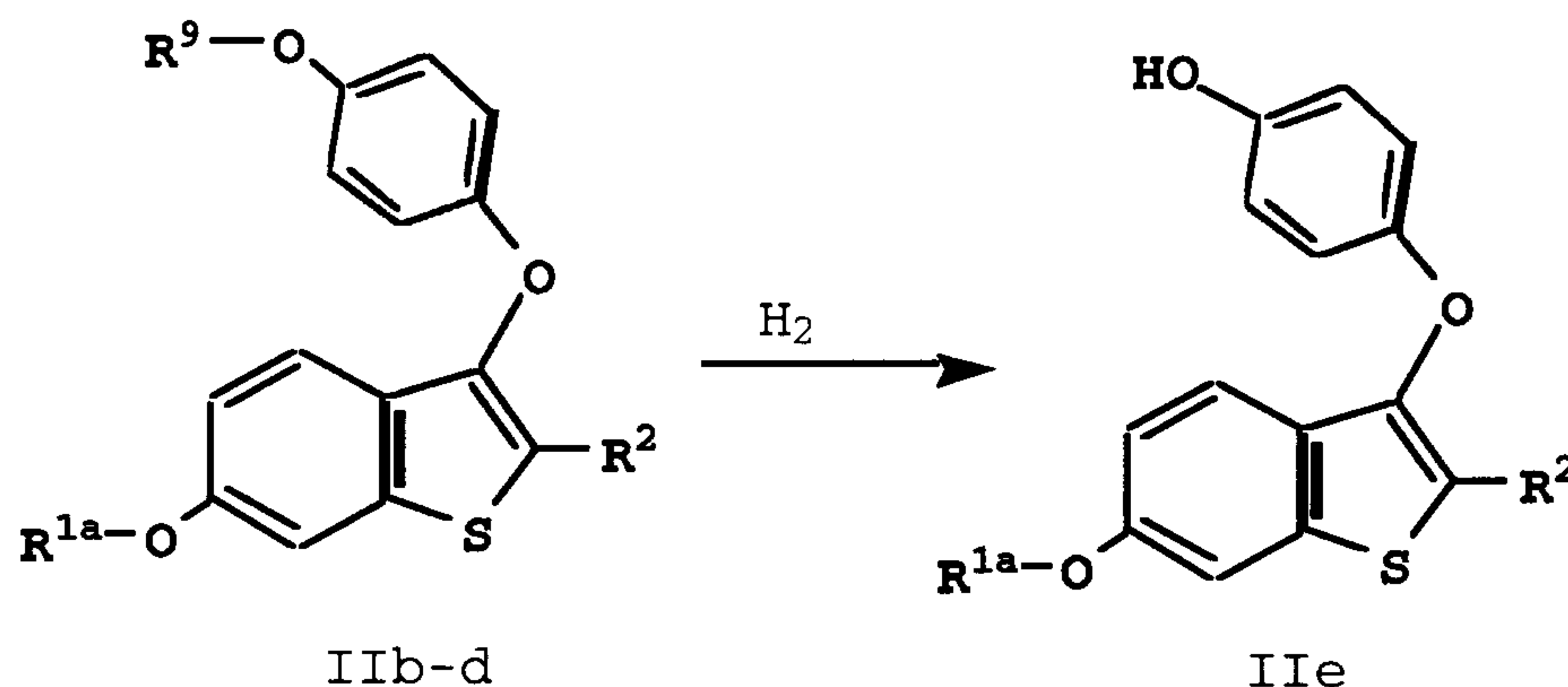
The temperature employed in this step should be sufficient to effect completion of this coupling reaction, and will influence the amount of time required therefor. When the reaction mixture is heated to reflux under an inert atmosphere such as nitrogen, the time-to-completion usually will be from about 20 to about 60 hours.

The compounds of formula IIb-d are converted to the corresponding phenol, for example, where R⁷ is hydroxyl, in preparation of adding the basic side-chain of the final products of formula I. Illustrated in Scheme VI is the selective deprotection of the R⁹ group, where R⁹ is a benzyl

-16-

protecting group in the presence of the R⁸ (when present) protecting group. Illustrated in Scheme VIa is the selective deprotection of the R^{9a} group, where R^{9a} is a methanesulfonyl protecting group in the presence of the R⁸ (when present) protecting group.

Scheme IV



10

When R⁹ is the benzyl moiety, R^{1a} is hydrogen, or R⁸(R^{1a}) is methyl, the present process step is carried out via standard hydrogenation procedures. Typically, the formula IIa-d substrate is added to a suitable solvent or mixture of solvents, followed by the addition of a proton donor to accelerate the reaction and an appropriate hydrogenation catalyst. Appropriate catalysts include noble metals and oxides such as palladium, platinum, and rhodium oxide on a support such as carbon or calcium carbonate. Of these, palladium-on-carbon, and particularly 10% palladium-on-carbon, is preferred.

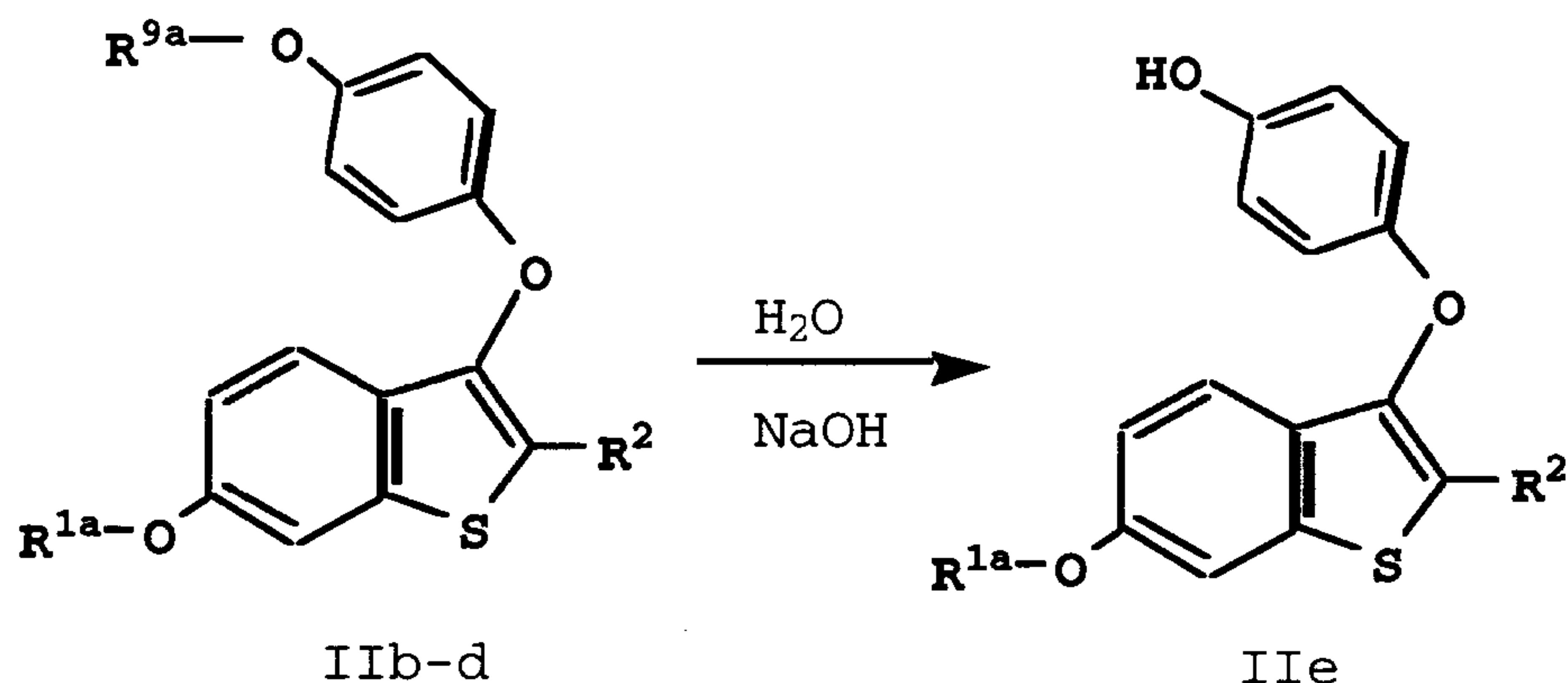
Solvents for this reaction are those solvents or mixture of solvents which remain inert throughout the reaction. Typically, ethylacetate and C₁-C₄ aliphatic alcohols, particularly ethanol, is preferred. For the present reaction, hydrochloric acid serves as an adequate and preferred proton donor.

When run at ambient temperature and hydrogen pressure ranging from about 30 psi to about 50 psi, the present

reaction runs quite rapidly. Progress of this reaction may be monitored by standard chromatographic techniques, such as thin layer chromatography.

5

Scheme IVa



When R^{9a} is the methanesulfonyl moiety, R^{1a} is hydrogen, or $R^8(R^{1a})$ is methyl, the present process step is carried out via standard hydrolysis procedures. Hydrolysis of a sulfonate is most commonly done under basic conditions. The substrate is dissolved in solvent mixture of water, THF, and/or C₁-C₄ alcohols, with the preferred being ethanol-water (75:25) (v/v). A strong base is added, such as NaOH, Na₂CO₃, KOH, and the like, with the preferred being 1N NaOH. Usually a molar excess (2-5 fold) of the base is utilized to speed the reaction to completion. The reaction is run at temperatures of 25°-150° C, with the preferred being the reflux temperature of the above solvent mixture. The reaction is usually complete within one to ten hours. However, the progress of the reaction may be monitored by tlc and the like. The final product is further isolated by standard techniques, such as chromatography and/or crystallization.

Compounds of formula IIa-e are included within the definition of compounds of formula II, which are useful for preparing the pharmaceutically active compounds of formula I.

Examples of compounds of formula II include but are not limited to:

- 3-(4-Benzyloxy)phenoxy-2-(1-hydroxycyclohex-2-ene-1-yl)benzo[b]thiophene;
- 5 3-(4-Benzyloxy)phenoxy-2-(1-cyclohex-3-ene)benzo[b]thiophene;
- 3-(4-Benzyloxy)phenoxy-2-(1-hydroxycyclohex-2,4-diene-1-yl)benzo[b]thiophene;
- 10 3-(4-Benzyloxy)phenoxy-2-(1-cyclohex-2,4-diene)benzo[b]thiophene;
- 3-(4-Hydroxy)phenoxy-2-(1-cyclohex-2,4-diene)benzo[b]thiophene;
- 3-(4-Benzyloxy)phenoxy-2-(1-hydroxycyclopent-1-yl)benzo[b]thiophene;
- 15 3-(4-Benzyloxy)phenoxy-2-(1-cyclopentyl)benzo[b]thiophene;
- 3-(4-Hydroxyl)phenoxy-2-(1-cyclopentyl)benzo[b]thiophene;
- 3-(4-Benzyloxy)phenoxy-2-(1-hydroxy-n-pentyl-1-yl)benzo[b]thiophene;
- 3-(4-Benzyloxy)phenoxy-2-(1-hydroxy-2-methylbut-1-yl)benzo[b]thiophene;
- 20 3-(4-Benzyloxy)phenoxy-2-(1-hydroxy-3-methylbut-1-yl)benzo[b]thiophene;
- 3-(4-Benzyloxy)phenoxy-2-(1-hydroxy-4-methylbut-1-yl)benzo[b]thiophene;
- 25 3-(4-Benzyloxy)phenoxy-2-(1-hydroxy-2-methylprop-1-yl)benzo[b]thiophene;
- 3-(4-Benzyloxy)phenoxy-2-(1-hydroxypent-3-ene-1-yl)benzo[b]thiophene;
- 30 3-(4-Benzyloxy)phenoxy-2-(1-hydroxyhex-2,4-diene-1-yl)benzo[b]thiophene;
- 3-(4-Hydroxy)phenoxy-2-(1-hydroxy-n-pentyl-1-yl)benzo[b]thiophene;
- 3-(4-Hydroxy)phenoxy-2-(1-hydroxy-2-methylbut-1-yl)benzo[b]thiophene;
- 35 3-(4-Hydroxy)phenoxy-2-(1-hydroxy-3-methylbut-1-yl)benzo[b]thiophene;

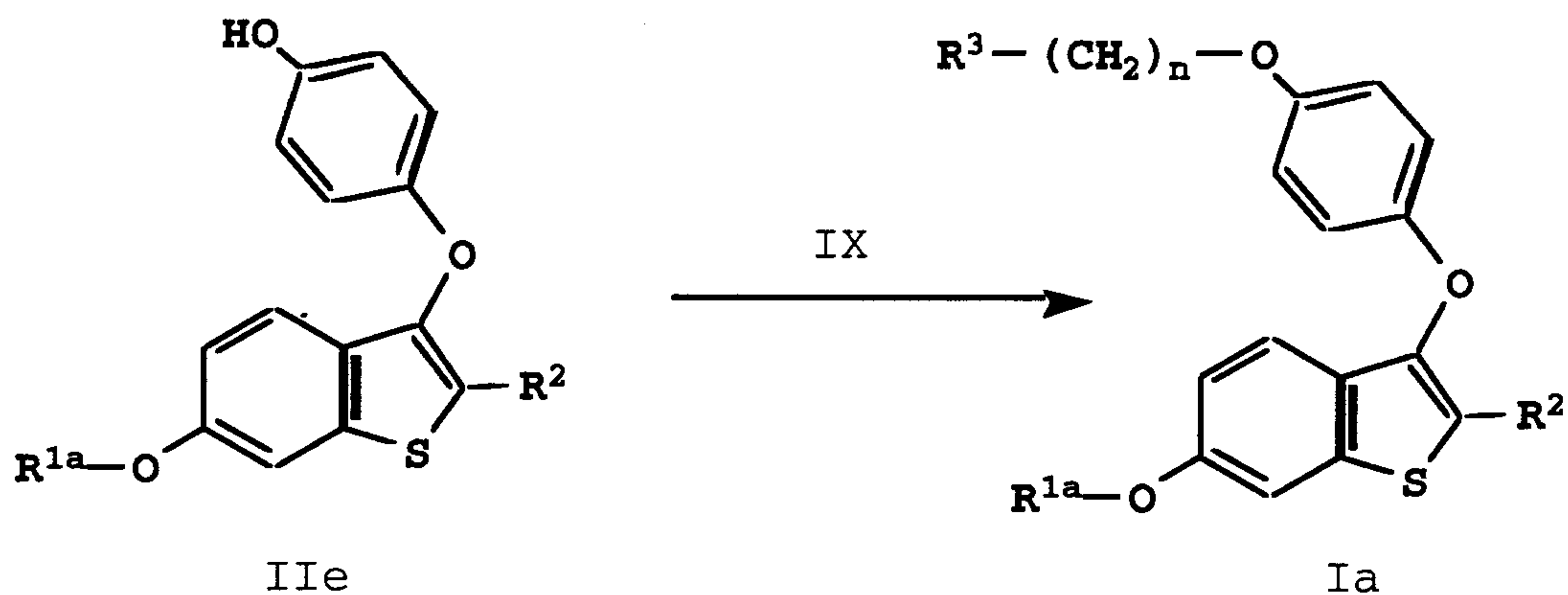
-19-

- 3-(4-Hydroxy)phenoxy-2-(1-hydroxy-4-methylbut-1-yl)benzo[b]thiophene;
3-(4-Hydroxy)phenoxy-2-(1-hydroxy-2-methylprop-1-yl)benzo[b]thiophene;
5 3-(4-Hydroxy)phenoxy-2-(1-hydroxypent-3-ene-1-yl)benzo[b]thiophene;
3-(4-Hydroxy)phenoxy-2-(1-hydroxyhex-2,4-diene-1-yl)benzo[b]thiophene;
3-(4-Benzyloxy)phenoxy-2-(1-hydroxy-n-pentyl-1-yl)-6-
10 methoxybenzo[b]thiophene;
3-(4-Hydroxy)phenoxy-2-(1-hydroxy-2-methylbut-1-yl)-6-methoxybenzo[b]thiophene;
3-(4-Benzyloxy)phenoxy-2-(1-hydroxy-3-methylbut-1-yl)-6-methoxybenzo[b]thiophene;
15 3-(4-Hydroxy)phenoxy-2-(1-hydroxy-4-methylbut-1-yl)-6-methoxybenzo[b]thiophene;
3-(4-Benzyloxy)phenoxy-2-(1-hydroxy-2-methylprop-1-yl)-6-methoxybenzo[b]thiophene;
3-(4-Hydroxy)phenoxy-2-(1-hydroxypent-3-ene-1-yl)-6-
20 methoxybenzo[b]thiophene;
3-(4-Benzyloxy)phenoxy-2-(1-hex-2,4-dieneyl)-6-methoxybenzo[b]thiophene; and the like.

The next reaction sequence in the synthesis of the compounds of formula I, which involves the addition of the
25 basic side-chain on the phenolic hydroxyl of the IIe compounds. This may be accomplished by one of two different methods. The first method is illustrated in Scheme V, below.

-20-

Scheme V



5 wherein R^{1a} , R^2 , R^3 , and n have their previous meanings

Upon preparation of a formula IIe compound, it is reacted with a compound of formula IX



IX

10

wherein R^3 and n are as defined above, and Q is a leaving group, such as bromo or, preferably, chloro, to form a compound of formula Ia.

15 In the process shown in Scheme V, the alkylation is carried out via standard procedures. Compounds of formula IX are commercially available or are prepared by means well known to one of ordinary skill in the art. Preferably, the hydrochloride salt of a formula IX compound, particularly 2-
20 chloroethylpiperidine hydrochloride, is used.

Generally, at least about 1 equivalent of formula IIe substrate are reacted with 2 equivalents of a formula IX compound in the presence of at least about 4 equivalents of an alkali metal carbonate, for example, K_2CO_3 , Na_2CO_3 , and
25 the like, preferably cesium carbonate, and an appropriate solvent.

Solvents for this reaction are those solvents or mixture of solvents which remain inert throughout the reaction. *N,N*-dimethylformamide, especially the anhydrous
30 form thereof, is preferred.

-21-

The temperature employed in this step should be sufficient to effect completion of this alkylation reaction. Typically, ambient temperature is sufficient and preferred.

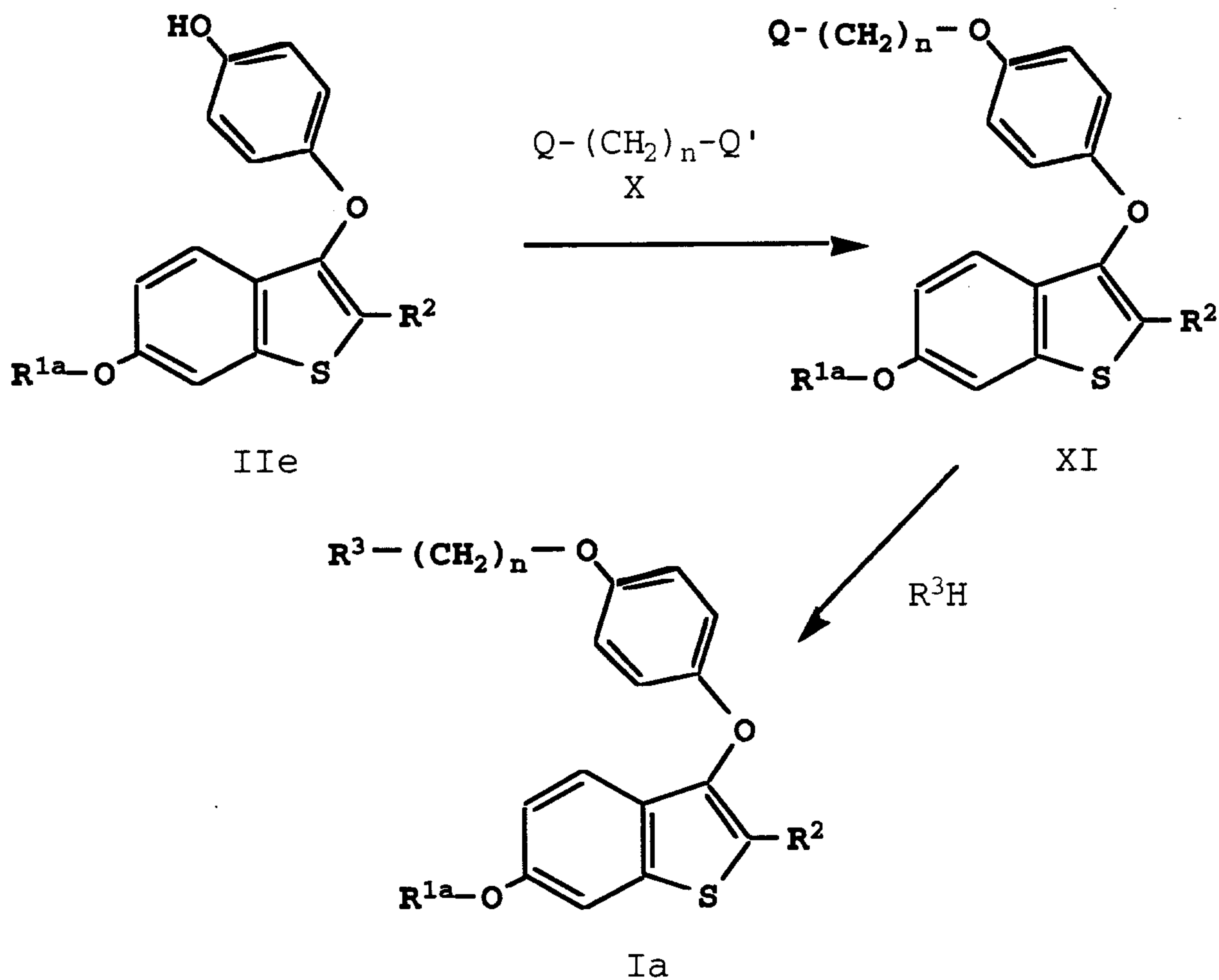
The present reaction preferably is run under an inert atmosphere, particularly nitrogen.

Under the preferred reaction conditions, this reaction will run to completion in about 16 to about 20 hours. The progress of the reaction is typically monitored via standard chromatographic techniques.

In an alternative method for preparing compounds of formula Ia, a formula IIe compound is reacted with an excess of an alkylating agent of the formula X. This alternate reaction is illustrated in Scheme VI, below.

15

Scheme VI



-22-

wherein R^{1a} , R^2 , R^3 , and n have their previous meanings, and Q and Q' each are the same or different leaving groups.

Appropriate leaving groups for compound X would be mesylate, tosylate, chloro, bromo, and the like, with the preferred being the di-bromo (Q and Q' are bromo). A preferred compound for X is 1,2-dibromoethane.

The first step of this sequence, the alkylation reaction, is run with a several fold (2-5) molar excess of compound X in an alkaline solution to form the intermediate compounds of formula XI. Subsequently, formula XI compounds are treated with the secondary amines (R^3H), which displaces the leaving group Q , thus providing compounds of formula Ia.

A preferred alkali solution for this alkylation reaction contains potassium carbonate in an inert solvent such as, for example, methylethyl ketone (MEK) or DMF. In this solution, the 4-hydroxy group of the benzoyl moiety of a formula IIe compound exists as a phenoxide ion which displaces one of the leaving groups (Q') of the alkylating agent (X).

An alkali solution containing the reactants and reagents is typically brought to reflux and allowed to run to completion. When using MEK as the preferred solvent, reaction times run from about 6 hours to about 20 hours.

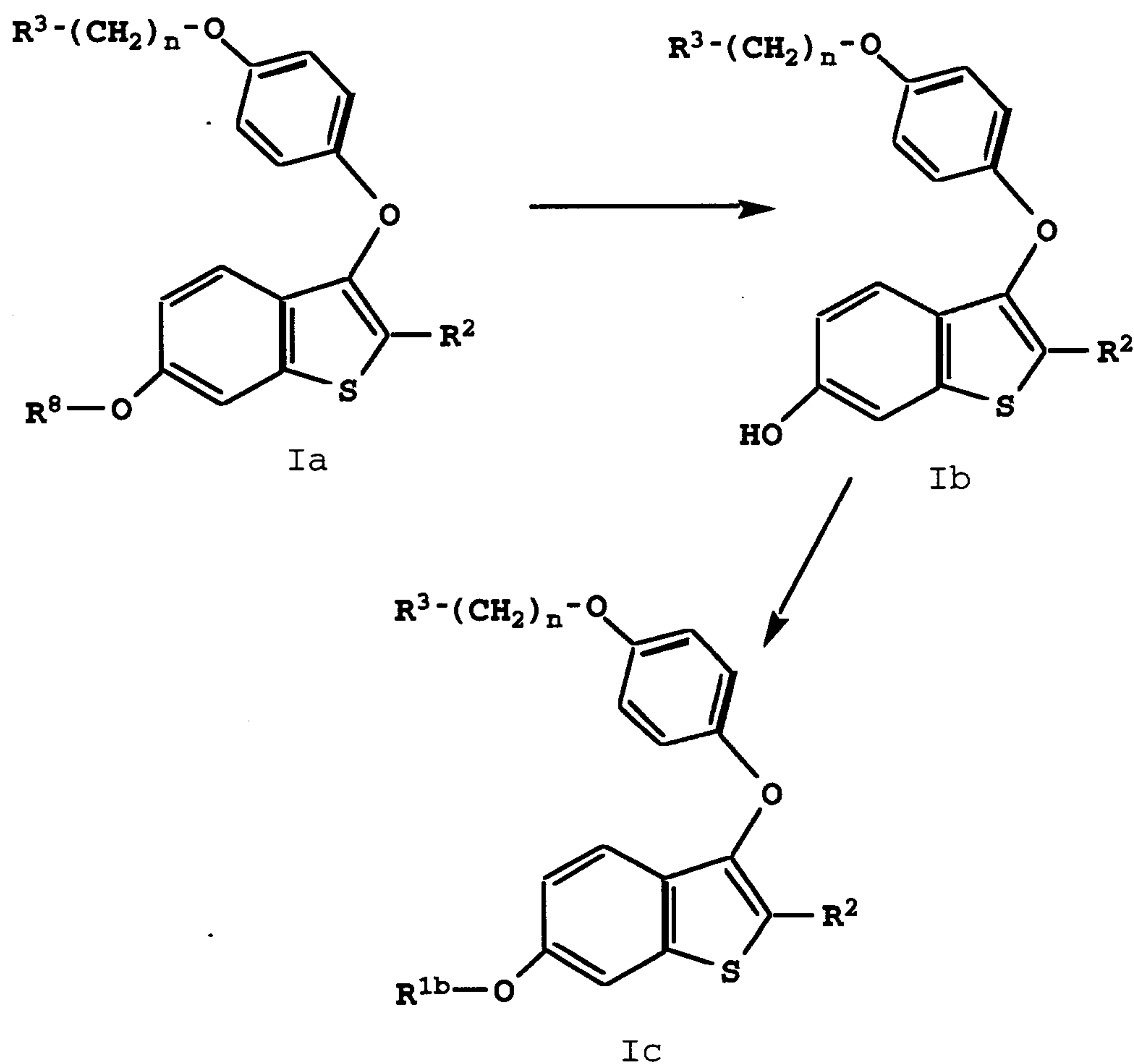
The reaction product (XI) from this step is then reacted with 1-piperidine, 1-pyrrolidine, methyl-1-pyrrolidine, dimethyl-1-pyrrolidine, 4-morpholine, dimethylamine, diethylamine, diisopropylamine, or 1-hexamethyleneimine, via standard techniques, to form compounds of formula Ia. In general, a molar excess (1-2 fold), of the secondary amine is used to drive the reaction to completion in a timely manner. Preferably, the hydrochloride salt of piperidine is reacted with the alkylated compound of formula XI in an inert solvent, such as anhydrous DMF, THF, MEK, and the like, and heated to a temperature in the range from about 60° C to about 110° C. When the mixture is heated to a preferred temperature of

-23-

about 90° C, the reaction only takes about 30 minutes to about 1 hour. However, changes in the reaction conditions will influence the amount of time this reaction needs to be run for completion. The progress of this reaction step is typically monitored via standard chromatographic techniques.

A formula Ia compound may be deprotected to form a phenolic compound of formula Ib. Compounds of Ib may subsequently be acylated or sulfonated on the 6-hydroxyl function to provide compounds of formula Ic. This reaction sequence is illustrated in Scheme VII, below.

Scheme VII



wherein R^{1b} is $-\text{OCOC}_6\text{H}_5$, $-\text{OCO}(\text{C}_1\text{-C}_6 \text{ alkyl})$, $-\text{O}(\text{CO})\text{O}(\text{C}_1\text{-C}_6 \text{ alkyl})$, or $-\text{OSO}_2(\text{C}_4\text{-C}_6 \text{ alkyl})$, R^8 is methyl, and R^2 , R^3 , and n have their previous meanings.

The first step of this final sequence is the removal of the R^8 hydroxy-protecting group, yielding a compound of formula Ib. This may be accomplished in a variety of ways depending on the nature of the protecting group (see: references, *supra*). A preferred protecting group is a methoxy (where R^8 is methyl), which is used to illustrate the following sequence. The 6-methoxy of Ia is converted to the hydroxyl by cleavage with Lewis acids, such as AlCl_3 , BBr_3 , and the like. Examples of the reaction conditions for this de-protection step is found in U.S. Pat. Nos. 4,133,814 and 4,418,068.

15

Compounds of formula Ic are prepared by replacing the 6-hydroxy moiety, when present, with a moiety of the formula $-\text{O-CO}(\text{C}_1\text{-C}_6 \text{ alkyl})$, $-\text{O-CO-phenyl}$, or $-\text{O-SO}_2(\text{C}_4\text{-C}_6 \text{ alkyl})$ using well known procedures (see, for example, U.S. Pat. Nos. 5,393,763 or 5,482,949).

20

For example, when an $-\text{O-CO}(\text{C}_1\text{-C}_6 \text{ alkyl})$ or $-\text{O-CO-phenyl}$ group is desired, the hydroxy compound of formula Ib is reacted with an agent such as acyl chloride, bromide, cyanide, or azide, or with an appropriate anhydride or mixed anhydride. The reactions are conveniently carried out in a basic solvent such as pyridine, lutidine, quinoline or isoquinoline, or in a tertiary amine solvent such as triethylamine, tributylamine, methylpiperidine, and the like. The reaction also may be carried out in an inert solvent such as ethyl acetate, dimethylformamide, dimethylsulfoxide, dioxane, dimethoxyethane, acetonitrile, acetone, methyl ethyl ketone, and the like, to which at least one equivalent of an acid scavenger, such as a tertiary amine, has been added. If desired, acylation catalysts such as 4-dimethylaminopyridine or 4-

25

30

35

pyrrolidinopyridine may be used. See, for example, Haslam *et al.*, *Tetrahedron*, 36:2409-2433 (1980).

The present reactions are carried out at moderate temperatures, in the range from about -25° C to about 100° C, frequently under an inert atmosphere such as nitrogen gas. However, ambient temperature is usually adequate for the reaction to run.

Acylation of a 6-hydroxy group is also performed by acid-catalyzed reactions of the appropriate carboxylic acids in inert organic solvents. Acid catalysts such as sulfuric acid, polyphosphoric acid, methanesulfonic acid, and the like are used.

When a formula Ic compound is desired in which the 6-hydroxy group of a formula Ib compound is converted to a group of the formula -O-SO₂-(C₂-C₆ alkyl), the hydroxy compound is reacted with, for example, a sulfonic anhydride or a derivative of the appropriate sulfonic acid such as a sulfonyl chloride, bromide, or sulfonyl ammonium salt, as taught by King and Monoir, *J. Am. Chem. Soc.*, 97:2566-2567 (1975). The hydroxy compounds also can be reacted with the appropriate sulfonic anhydride or mixed sulfonic anhydrides. Such reactions are carried out under conditions provided above in the discussion of reactions with acid halides and the like.

The compounds of formula Ia-c are included in the definition of compounds of formula I, and are useful for the pharmacologic properties as described herein.

Although the free-base form of formula I compounds can be used in the methods of the instant invention, it is preferred to prepare and use a pharmaceutically acceptable salt form. The term "pharmaceutically acceptable salt" refers to either acid or base addition salts which are known to be non-toxic and are commonly used in the pharmaceutical literature. The pharmaceutically acceptable salts generally have enhanced solubility characteristics compared to the compound from which they are derived, and thus are often more amenable to formulation as liquids or emulsions. The

-26-

compounds used in the methods of this invention primarily form pharmaceutically acceptable acid addition salts with a wide variety of organic and inorganic acids, and include the physiologically acceptable salts which are often used in pharmaceutical chemistry. Such salts are also part of this invention.

Typical inorganic acids used to form such salts include hydrochloric, hydrobromic, hydroiodic, nitric, sulfuric, phosphoric, hypophosphoric, and the like. Salts derived from organic acids, such as aliphatic mono and dicarboxylic acids, phenyl-substituted alkanolic acids, hydroxyalkanoic and hydroxyalkandioic acids, aromatic acids, aliphatic and aromatic sulfonic acids, may also be used. Such pharmaceutically acceptable salts thus include acetate, phenylacetate, trifluoroacetate, acrylate, ascorbate, benzoate, chlorobenzoate, dinitrobenzoate, hydroxybenzoate, methoxybenzoate, methylbenzoate, o-acetoxybenzoate, naphthalene-2-benzoate, bromide, isobutyrate, phenylbutyrate, β -hydroxybutyrate, butyne-1,4-dioate, hexyne-1,4-dioate, caproate, caprylate, chloride, cinnamate, citrate, formate, fumarate, glycolate, heptanoate, hippurate, lactate, malate, maleate, hydroxymaleate, malonate, mandelate, mesylate, nicotinate, isonicotinate, nitrate, oxalate, phthalate, terephthalate, phosphate, monohydrogenphosphate, dihydrogenphosphate, metaphosphate, pyrrophosphate, propiolate, propionate, phenylpropionate, salicylate, sebacate, succinate, suberate, sulfite, bisulfite, sulfonate, benzenesulfonate, p-bromophenylsulfonate, chlorobenzenesulfonate, ethanesulfonate, 2-hydroxyethanesulfonate, methanesulfonate, naphthalene-1-sulfonate, naphthalene-2-sulfonate, p-toluenesulfonate, xylenesulfonate, tartarate, and the like. A preferred salt is the hydrochloride salt.

The pharmaceutically acceptable acid addition salts are typically formed by reacting a compound of formula I with an equimolar or excess amount of acid. The reactants are

-27-

generally combined in a mutual solvent such as diethyl ether or ethyl acetate. The salt normally precipitates out of solution within about one hour to 10 days and can be isolated by filtration, or the solvent can be stripped off by conventional means. The instant invention further provides for pharmaceutically acceptable formulations for administering to a mammal, including humans, in need of treatment, which comprises an effective amount of a compound of formula I and a pharmaceutically acceptable diluent or carrier.

As used herein, the term "effective amount" means an amount of compound of the instant invention which is capable of inhibiting, alleviating, ameliorating, treating, or preventing further symptoms in mammals, including humans, suffering from bone loss or bone resorption, particularly osteoporosis, and cardiovascular-related pathological conditions, including hyperlipidemia.

In the case of estrogen-dependent cancers, the term "effective amount" means the amount of compound of the instant invention which is capable of alleviating, ameliorating, inhibiting cancer growth, treating, or preventing the cancer and/or its symptoms in mammals, including humans.

By "pharmaceutically acceptable formulation" it is meant that the carrier, diluent, excipients and salt must be compatible with the active ingredient (a compound of formula I) of the formulation, and not be deleterious to the recipient thereof. Pharmaceutical formulations can be prepared by procedures known in the art. For example, the compounds of this invention can be formulated with common excipients, diluents, or carriers, and formed into tablets, capsules, and the like. Examples of excipients, diluents, and carriers that are suitable for such formulations include the following: fillers and extenders such as starch, sugars, mannitol, and silicic derivatives; binding agents such as carboxymethyl cellulose and other cellulose derivatives, alginates, gelatin, and polyvinyl pyrrolidone;

-28-

moisturizing agents such as glycerol; disintegrating agents such as agar agar, calcium carbonate, and sodium bicarbonate; agents for retarding dissolution such as paraffin; resorption accelerators such as quaternary ammonium compounds; surface active agents such as cetyl alcohol, glycerol monostearate; adsorptive carriers such as kaolin and bentonite; and lubricants such as talc, calcium and magnesium stearate and solid polyethylene glycols. Final pharmaceutical forms may be: pills, tablets, powders, lozenges, syrups, aerosols, saches, cachets, elixirs, suspensions, emulsions, ointments, suppositories, sterile injectable solutions, or sterile packaged powders, and the like, depending on the type of excipient used.

Additionally, the compounds of this invention are well suited to formulation as sustained release dosage forms. The formulations can also be so constituted that they release the active ingredient only or preferably in a particular part of the intestinal tract, possibly over a period of time. Such formulations would involve coatings, envelopes, or protective matrices which may be made from polymeric substances or waxes.

The particular dosage of a compound of formula I required to inhibit the symptoms and/or disease of a mammal, including humans, suffering from the above maladies according to this invention will depend upon the particular disease, symptoms, and severity. Dosage, routes of administration, and frequency of dosing is best decided by the attending physician. Generally, accepted and effective doses will be from 15mg to 1000mg, and more typically from 15mg to 80mg, one to three times per day. Such dosages will be administered to a patient in need thereof for at least one month, or more typically for six months, or chronically.

The instant invention also provides methods for inhibiting estrogen deficient pathologies including, for example, lack of birth control, postmenopausal syndrome including, for example, osteoporosis, cardiovascular disease, restenosis, and hyperlipidemia, certain cancers in

-29-

men such as prostate cancer, acne, hirsutism, dysfunctional uterine bleeding, dysmenorrhea, and atrophic vaginitis comprising administering to a mammal in need of treatment an effective amount of a compound of formula I, and, optionally, an effective amount of a progestin. One of skill in the art will recognize that estrogenic agents have a multitude of applications for treating estrogen deficient pathologies well beyond those listed, *infra*. The instant invention contemplates and encompasses such maladies although not specified by name.

The formulations which follow are given for purposes of illustration and are not intended to be limiting in any way. The total active ingredients in such formulations comprises from 0.1% to 99.9% by weight of the formulation. The term "active ingredient" means a compound of formula I.

Formulation 1: Gelatin Capsules

Ingredient	Quantity (mg/capsule)
Active Ingredient	0.1-1000
20 Starch NF	0-500
Starch flowable powder	0-500
Silicone fluid 350 centistokes	0-15

The ingredients are blended, passed through a No. 45 mesh U.S. sieve, and filled into hard gelatin capsules.

Formulation 2: Tablets

Ingredient	Quantity (mg/tablet)
Active Ingredient	2.5-1000
30 Starch	10-50
Cellulose, microcrystalline	10-20
Polyvinylpyrrolidone	5
(as 10% solution in water)	
Sodium carboxymethylcellulose	5
35 Magnesium stearate	1
Talc	1-5

-30-

The active ingredient, starch, and cellulose are passed through a No. 45 mesh U.S. sieve and mixed thoroughly. The solution of polyvinylpyrrolidone is mixed with the resultant powders which are then passed through a No. 14 mesh U.S. sieve. The granules thus produced are dried at 50-60 °C and passed through a No. 18 mesh U.S. sieve. The sodium carboxymethylcellulose, magnesium stearate, and talc, previously passed through a No. 60 mesh U.S. sieve, are added to the above granules and thoroughly mixed. The resultant material is compressed in a tablet forming machine to yield the tablets.

Formulation 3: Aerosol

Ingredient	Weight %
Active Ingredient	0.25
Ethanol	29.75
Propellant 22 (Chlorodifluoromethane)	70.00
Total	100.00

The active ingredient is mixed with ethanol and the mixture added to a portion of the propellant 22, cooled to 30 °C and transferred to a filling device. The required amount is then fed to a stainless steel container and diluted with the remainder of the propellant. The valve units are then fitted to the container.

Formulation 4: Suppositories

Ingredient	Weight
Active ingredient	150 mg
Saturated fatty acid glycerides	3000mg

-31-

The active ingredient is passed through a No. 60 mesh U.S. sieve and suspended in the fatty acid glycerides which had previously heated to their melting point. The mixture is poured into a suppository mold and allowed to cool.

5

Formulation 5: Suspension

Suspensions each containing 0.1-1000 mg of a compound of formula I per 5 mL dose.

10	Ingredient	Weight
	Active Ingredient	0.1-1000 mg
	Sodium carboxymethyl cellulose	50 mg
15	Syrup	1.25 mL
	Benzoic acid solution (0.1M)	0.10 mL
	Flavor	q.v.
	Color	q.v.
	Purified water to total	Total 5 mL

20

A compound of formula I is passed through a No. 45 mesh U.S. sieve and mixed with the sodium carboxymethyl cellulose and syrup to form a smooth paste. The benzoic acid solution, flavor, and color diluted in water are added and mixture stirred thoroughly. Additional water is added to bring the formulation to final volume.

25

The following Preparations and Examples are provided to better elucidate the practice of the instant invention and should not be interpreted in any way as to limit the scope of same. Those skilled in the art will recognize that various modifications may be made while not departing from the spirit and scope of the invention. All publications and patent applications mentioned in the specification are indicative of the level of those skilled in the art to which this invention pertains.

30

35

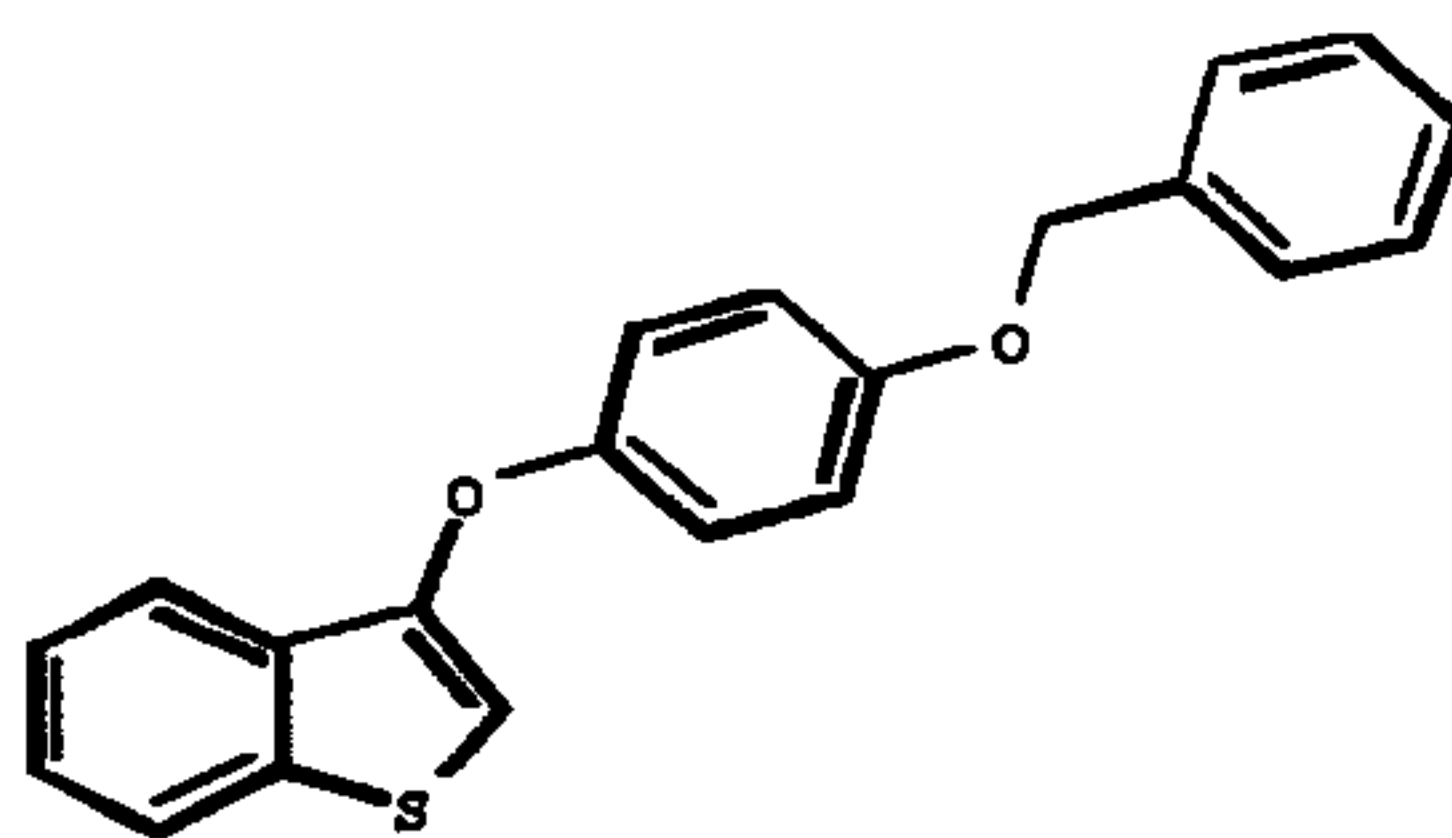
-32-

NMR data for the following Examples were generated on a GE 300 MHz NMR instrument, and anhydrous CDCl_3 was used as the solvent unless otherwise indicated. Field strength for ^{13}C NMR spectra was 75.5 MHz, unless otherwise indicated.

5

Preparation 1

3-(4-Benzyloxy)phenoxybenzo[b]thiophene



10

To a solution of 3-bromo-benzo[b]thiophene (69.62 g, 0.325 mol) in 55 mL of anhydrous 2,4,6-collidine under N_2 is added 4-benzyloxyphenol (97.6 g, 0.488 mol) and cuprous oxide (23.3 g, 0.163 mol). The mixture is heated to reflux for 24 hours. Upon cooling, the reaction mixture is diluted with ethyl acetate (200 mL) and the crude mixture is filtered through a pad of Celite[®] (Aldrich, Milwaukee, WI) to remove inorganic salts. The filtrate is washed with 1N hydrochloric acid (3 x 150 mL). The organic is dried (sodium sulfate) and concentrated *in vacuo* to a liquid. Thianaphthene was removed by distillation (10 mm Hg, 115-120° C). The remainder of the material is chromatographed (silicon dioxide, hexanes: ethyl acetate 85:15) to provide 12.2 g of benzo[b]thiophene and 12.95 g (35% based on recovered starting material) of 3-(4-benzyloxy)phenoxybenzo[b]thiophene as an off-white solid. mp 84-86° C.

15

20

25

30

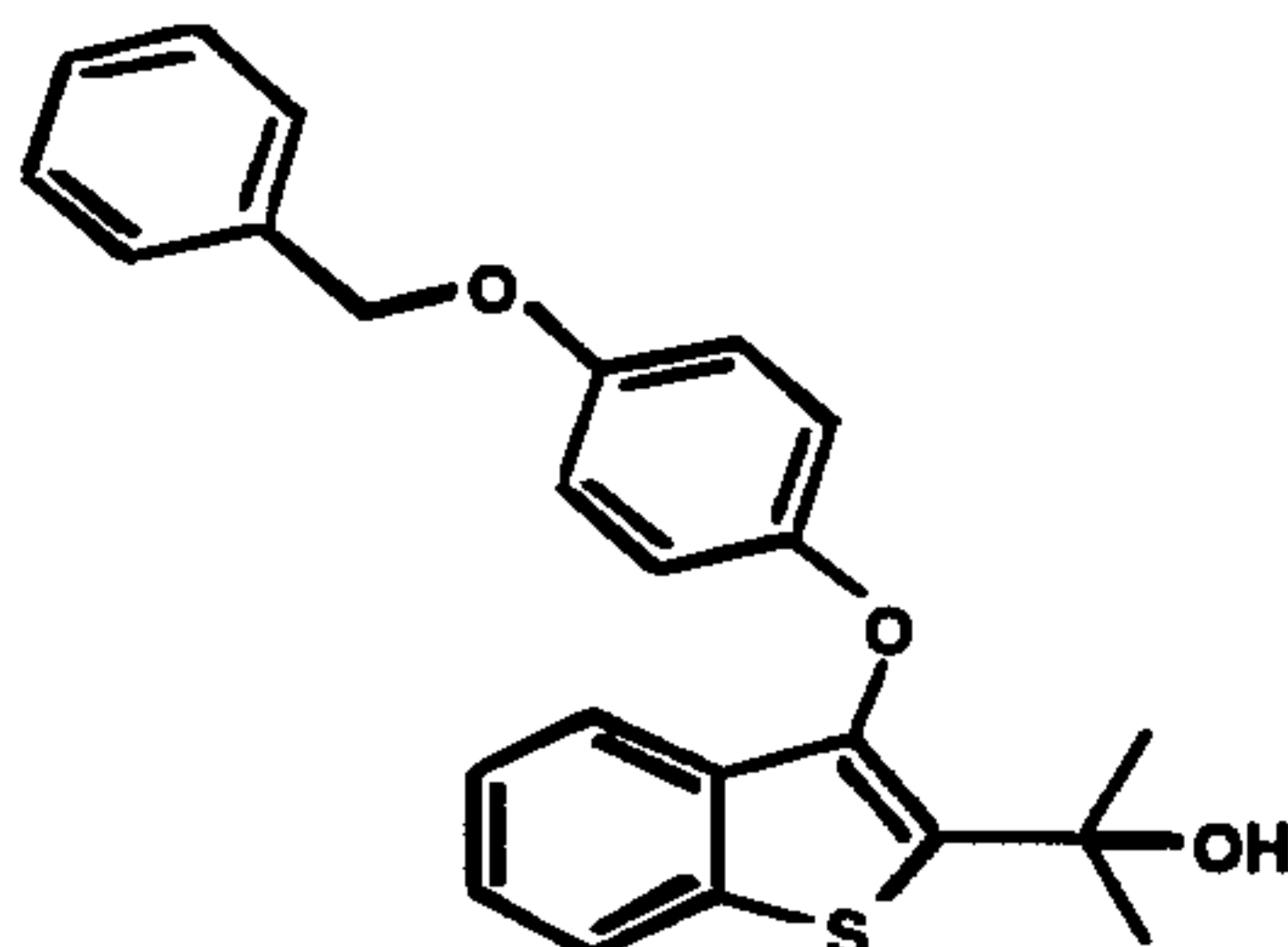
^1H NMR (CDCl_3) δ 7.91-7.83 (m, 2H), 7.47-7.34 (m, 7H), 7.04 (q, $J_{\text{AB}} = 9.0$ Hz, 4H), 6.47 (s, 1H), 5.07 (s, 2H).

Anal. Calcd. for $\text{C}_{21}\text{H}_{16}\text{O}_2\text{S}$: C, 75.88; H, 4.85. Found: C, 75.75; H, 5.00.

-33-

Example 1

3-[(4-benzyloxy)phenoxy]-2-(2-hydroxyprop-2-yl)benzo[b]thiophene



5

To a solution of 3-(4-benzyloxy)phenoxybenzo[b]thiophene (3.0 g, 9.0 mmol) in anhydrous THF (100 ml) at -78°C is added n-butyl lithium (7.5 ml of 1.6 M solution in hexanes, 11.7 mmol) dropwise. After stirring for 20 min at -78°C , acetone (1.32 ml, 18.0 mmol) is added. The resulting solution is slowly warmed to room temperature. Sat. NaHCO_3 solution (100 ml) was added and the resulting mixture is extracted with EtOAc (3x). The combined organic layers are washed with sat. NaCl solution (2x), dried (Na_2SO_4), and concentrated *in vacuo*. The resulting oil is purified by chromatography (SiO_2 , EtOAc/hexanes) to give 2.69 g (77%) of 3-(4-benzyloxy)phenoxy)-2-

20 (2-hydroxyprop-2-yl)benzo[b]thiophene as a brown oil.

$^1\text{H NMR}$ (CDCl_3) δ 7.76 (d, $J = 7.0$ Hz, 1H), 7.40-7.21 (m, 9H), 6.88 (m, 3H), 5.01 (s, 2H), 2.66 (s, 1H), 1.71 (s, 6H). FD mass spec: 390.

Anal. Calcd. for $\text{C}_{24}\text{H}_{22}\text{O}_3\text{S}$: C, 73.82; H, 5.68. Found: C, 73.99; H, 5.80.

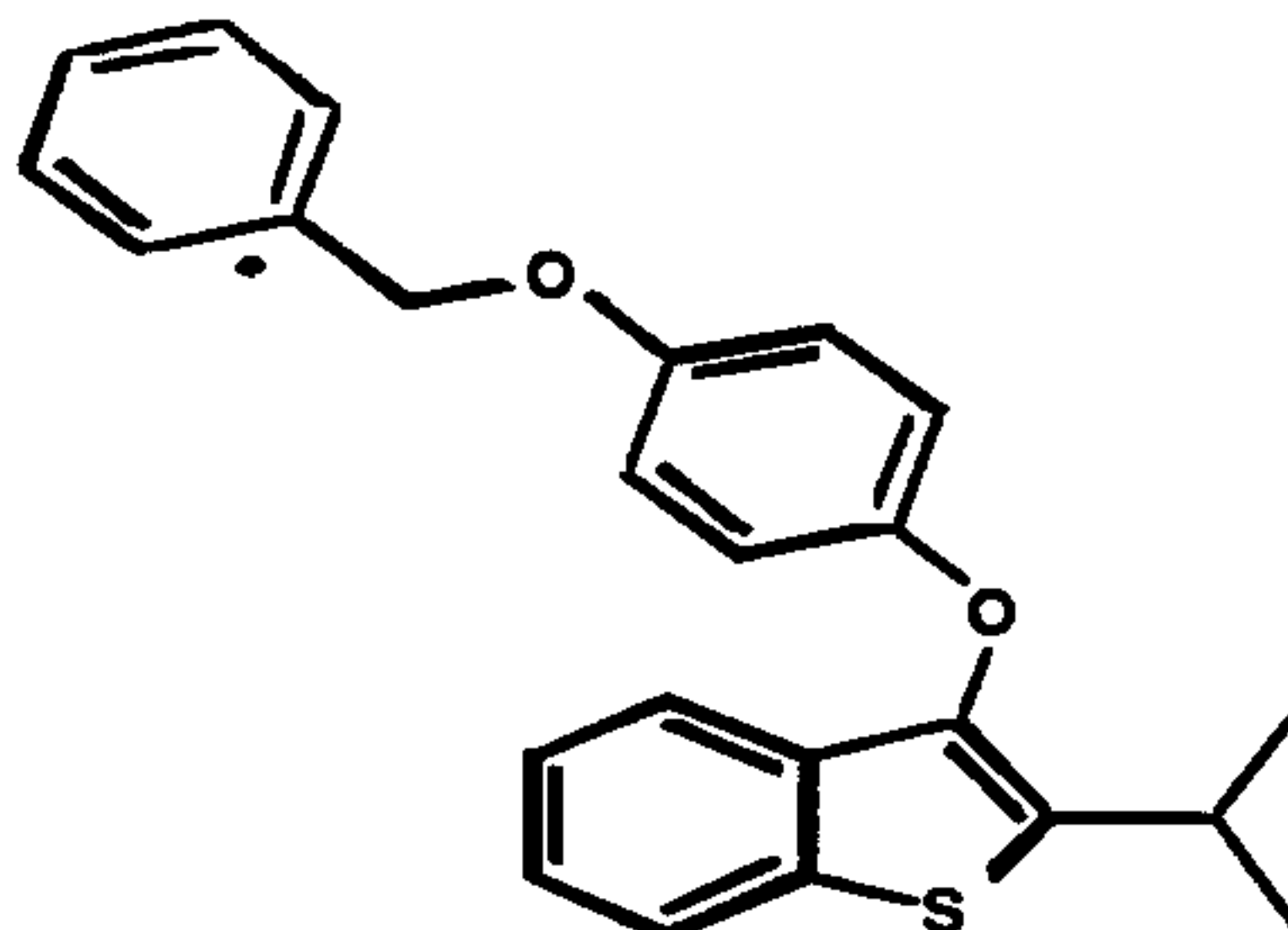
25

30

-34-

Example 2

3-[(4-Benzyloxy)phenoxy]-2-(isopropyl)benzo[b]thiophene



5

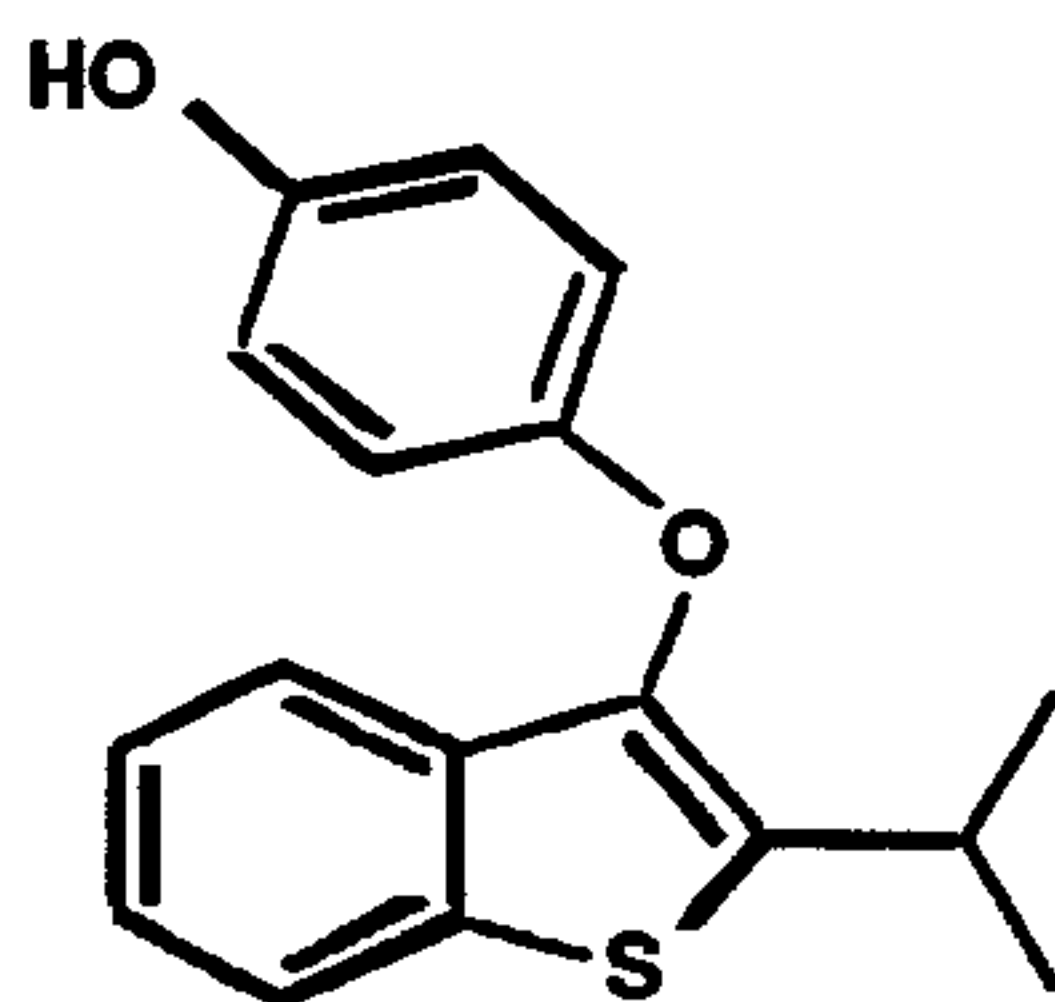
To a solution of 3-[(4-benzyloxy)phenoxy]-2-(2-hydroxyprop-2-yl)benzo[b]thiophene (4.25 g, 11.0 mmol) in CH₂Cl₂ (100 ml) at 0°C is added triethylsilane (5.24 ml, 33.0 mmol). After stirring for 20 min at 0 °C, trifluoroacetic acid (51 ml, 0.66 mol) is added. The resulting solution is stirred for 40 min at 0 °C, then poured into ice water. The layers are separated, and the organic washed with sat. NaHCO₃ solution (2x). The organic is dried (Na₂SO₄) and concentrated *in vacuo* to an oil. The crude product is purified by chromatography (SiO₂, EtOAc/hexanes) to give 2.40 g (58%) of 3-(4-benzyloxy)phenoxy)-2-(isopropyl)benzo[b]thiophene as an orange oil.

PNMR (CDCl₃) δ 7.76 (d, J = 7.8 Hz, 1H), 7.46-7.22 (m, 9H), 6.87 (s, 3H), 5.02 (s, 2H), 3.42 (m, 1H), 1.32 (d, J = 6.9 Hz, 6H). FD mass spec: 374.

Anal. Calcd. for C₂₄H₂₂O₂S: C, 76.97; H, 5.92. Found: C, 77.28; H, 6.10.

Example 3

25 3-[(4-Hydroxy)phenoxy]-2-isopropylbenzo[b]thiophene



-35-

To a solution of 3-[(4-benzyloxy)phenoxy]-2-isopropylbenzo[b]thiophene (2.40 g, 6.40 mmol) in 1:1 EtOH/EtOAc in a Parr bottle is added 10% Pd/C (1.0 g). To this suspension is added 1.0 mL of con. HCl. The resulting mixture is hydrogenated at 40 psi for 20 min. The reaction is filtered through Celite[®], and the filtrate is concentrated *in vacuo* to an oil. The crude product is partitioned between CHCl₃ and sat. NaHCO₃ solution. The layers are separated, and the organic is dried (Na₂SO₄) and concentrated *in vacuo* to give 1.7 g (93%) of 3-(4-hydroxy)phenoxy)-2-(isopropyl)benzo[b]thiophene as a brown oil.

PNMR (CDCl₃) δ 7.76 (d, J = 7.7 Hz, 1H), 7.44 (m, 1H), 7.49-7.30 (m, 2H), 6.82-6.70 (m, 4H), 4.83 (br s, 1H), 3.41 (m, 1H), 1.31 (d, J = 6.7 Hz, 6H).

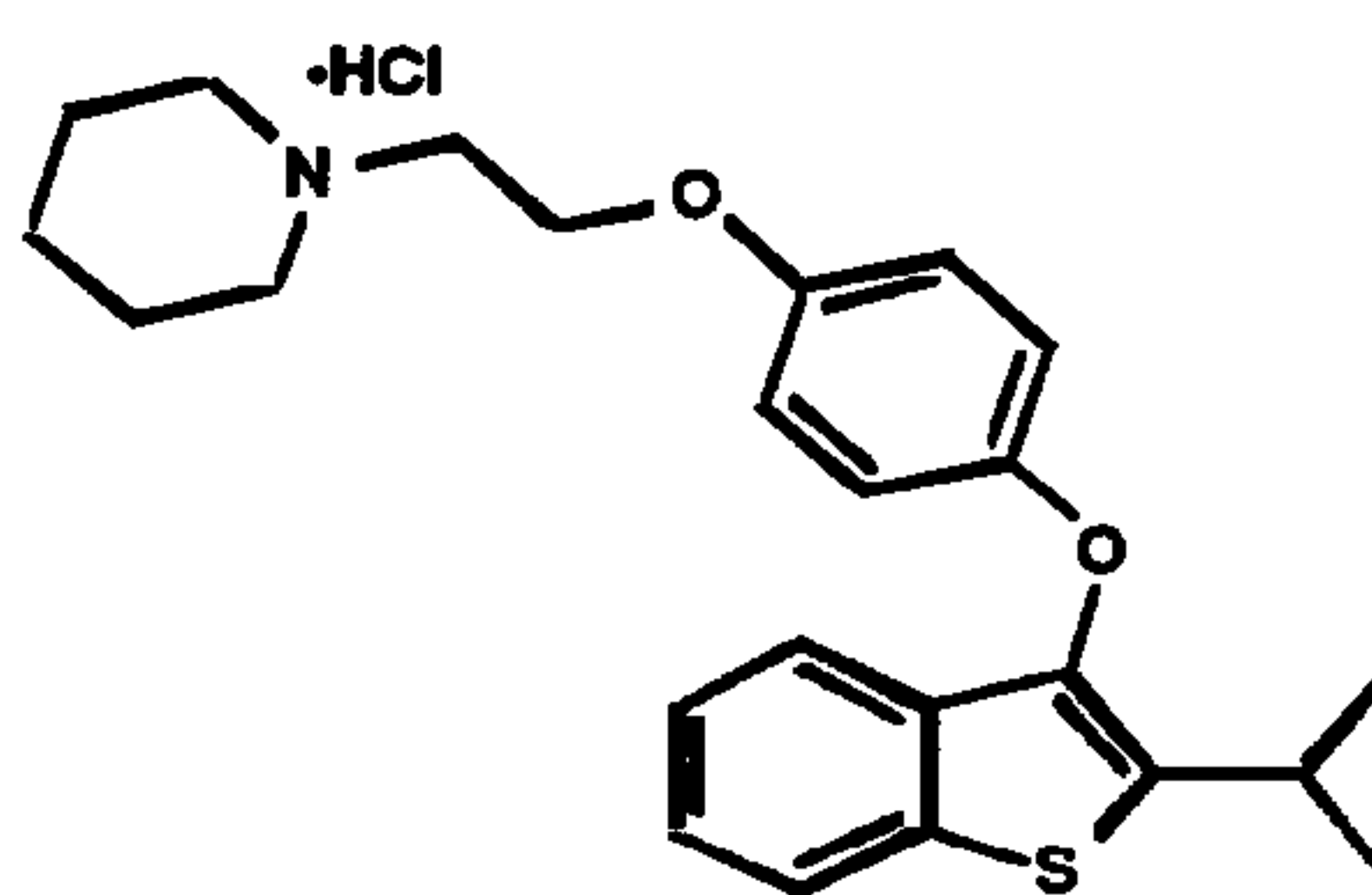
FD mass spec: 284.

Anal. Calcd. for C₁₇H₁₆O₂S: C, 71.80; H, 5.67. Found: C, 72.02; H, 5.71.

20

Example 4

3-[4-[2-(1-Piperidinyl)ethoxy]phenoxy]-2-(2-propyl]benzo[b]thiophene Hydrochloride



25

To a solution of 3-[(4-hydroxy)phenoxy]-2-(isopropyl)benzo[b]thiophene (1.71 g, 6.0 mmol) in 100 mL of anhydrous DMF is added finely ground anhydrous K₂CO₃ (8.30 g, 60 mmol) and 2-chloroethylpiperidine (1.54 g, 9.0 mmol). The resulting solution is stirred under N₂ at room temperature for 16 h. The reaction is then partitioned between EtOAc and H₂O. The layers are separated and the organic is washed several times with H₂O. The organic is

30

-36-

dried (Na_2SO_4) and concentrated in vacuo to an oil that is chromatographed (SiO_2 , 0-5% $\text{CH}_3\text{OH}/\text{CHCl}_3$) to provide [3-[4-[2-(1-piperidinyl)ethoxy]phenoxy]

-2-(isopropyl]benzo[b]thiophene as a brown oil. This material is treated with $\text{Et}_2\text{O}\cdot\text{HCl}$ to provide 1.27 g (54%) of [3-[4-[2-(1-piperidinyl)ethoxy]phenoxy]-2-(isopropyl]benzo[b]thiophene hydrochloride as a white solid. mp 168-170 °C.

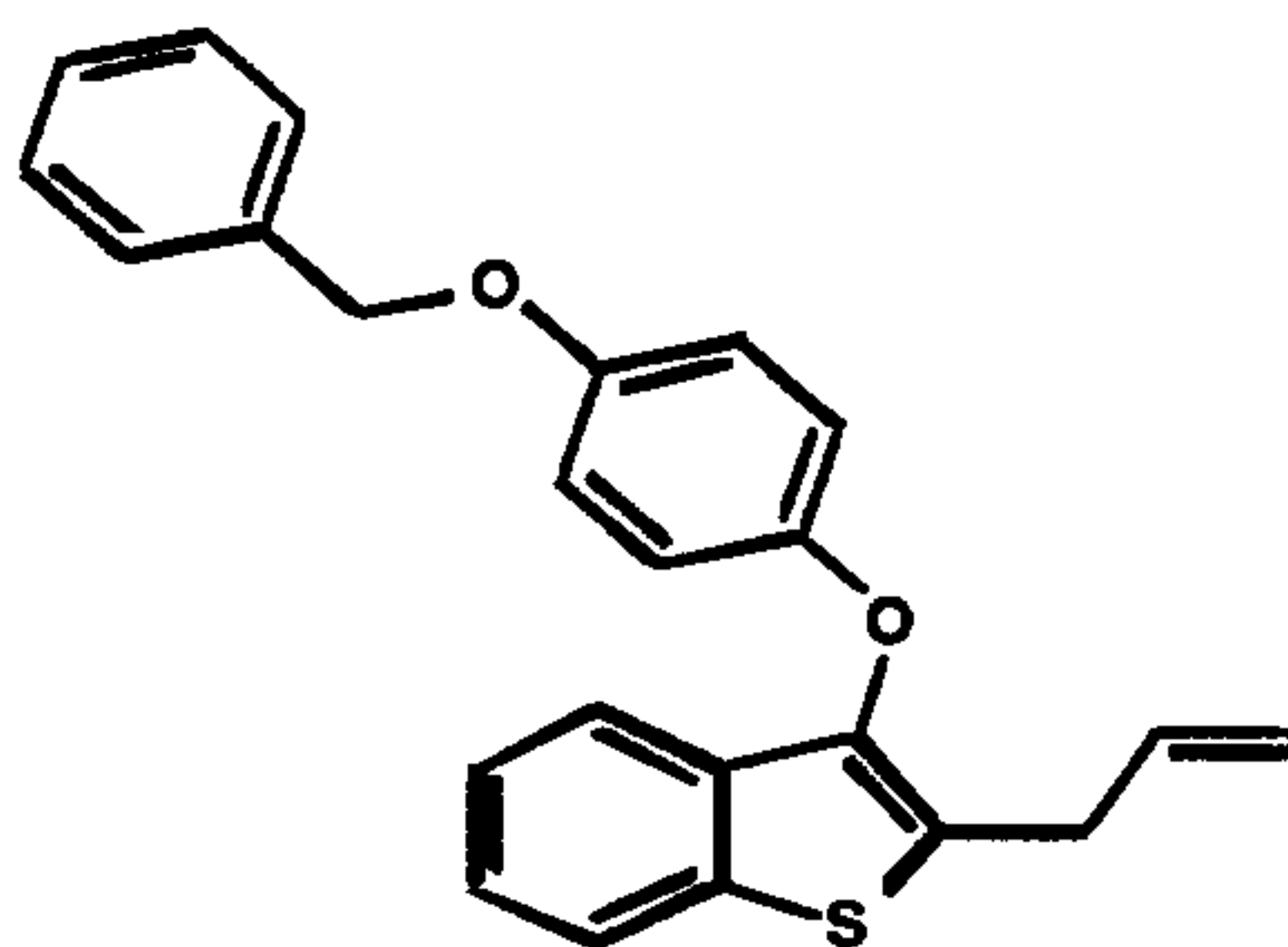
PNMR (CDCl_3) δ 7.75 (d, $J = 7.0$ Hz, 1H), 7.35-7.23 (m, 3H), 6.86-6.77 (m, 4H), 4.52-4.49 (m, 2H), 3.66-3.62 (m, 2H), 3.41-3.33 (m, 3H), 3.00-2.80 (m, 2H), 2.46-2.30 (m, 2H), 1.90-2.05 (m, 3H), 1.53 (m, 1H), 1.30 (d, $J = 6.7$ Hz, 6H).

FD mass spec: 395.

Anal. Calcd. for $\text{C}_{24}\text{H}_{29}\text{NO}_2\text{S}\cdot 1.0$ HCl: C, 66.72; H, 7.00; N, 3.24. Found: C, 67.00; H, 7.05; N, 3.07.

Example 5

3-(4-Benzyloxy)phenoxy)-2-(3-propenyl)benzo[b]thiophene



20

To a solution of 3-[(4-benzyloxy)phenoxy]benzo[b]thiophene (2.0 g, 6.0 mmol) in anhydrous THF (100 ml) at -78 °C is added n-butyllithium (4.9 mL, 1.6 M solution in hexanes, 7.8 mmol) dropwise. After 20 min at -78 °C, allylbromide (1.04 ml, 12.0 mmol) is added. The solution is allowed to slowly warm to room temperature then sat. NaHCO_3 soln. (100 mL) is added. The mixture is extracted with EtOAc, and the organic is dried (Na_2SO_4), and concentrated in vacuo to an oil. The crude product is purified by chromatography (SiO_2 , EtOAc/hexanes) to give

30

-37-

1.95 g (87%) of 3-(4-benzyloxy)phenoxy)-2-(3-propenyl)benzo[b]thiophene as a yellow oil.

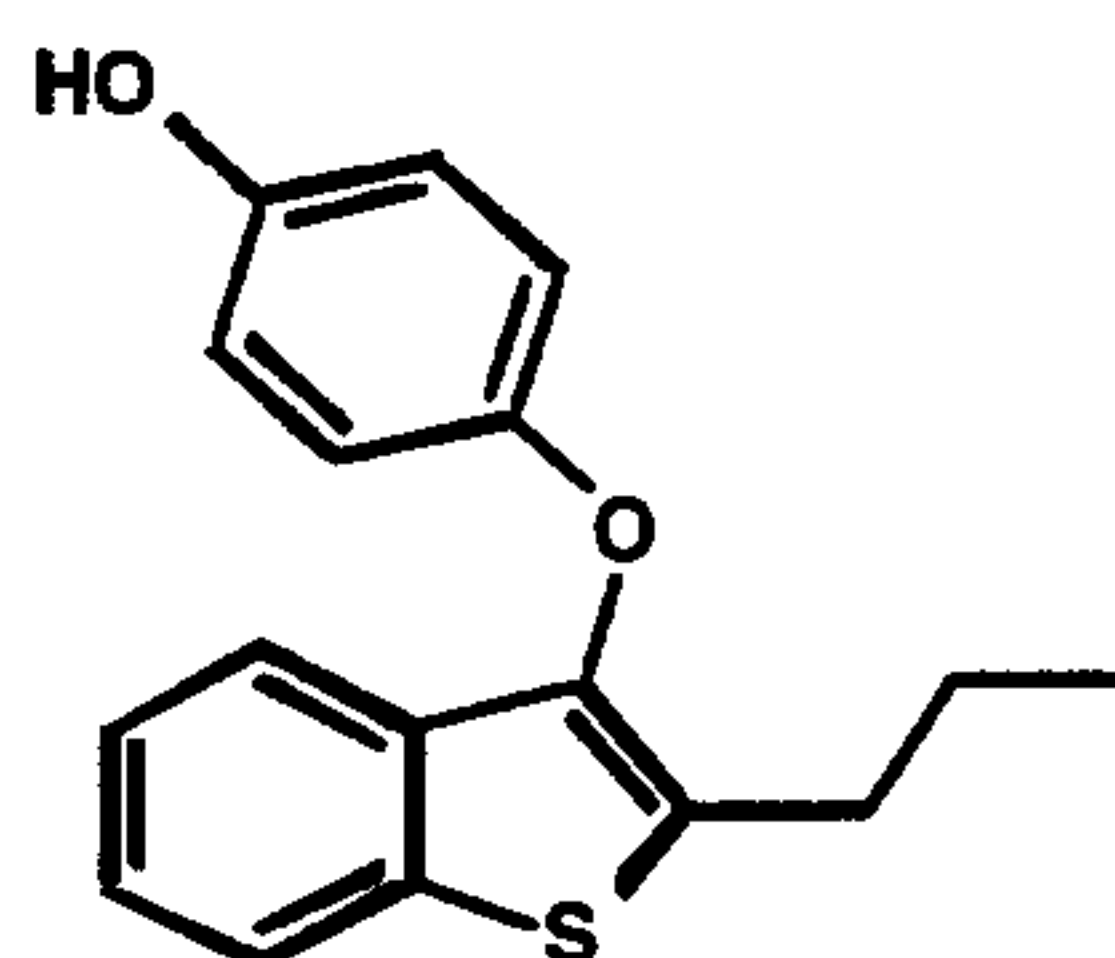
¹H NMR (CDCl₃) δ 7.75 (d, J = 7.3 Hz, 1H), 7.60-7.35 (m, 9H), 6.88 (s, 3H), 6.05 (m, 1H), 5.30-5.15 (m, 2H), 5.03 (s, 2H), 3.56 (d, J = 6.6 Hz, 2H).

FD mass spec: 372.

Anal. Calcd. for C₂₄H₂₀O₂S: C, 77.39; H, 5.41.

Example 6

3-[4-Hydroxy)phenoxy]-2-propylbenzo[b]thiophene



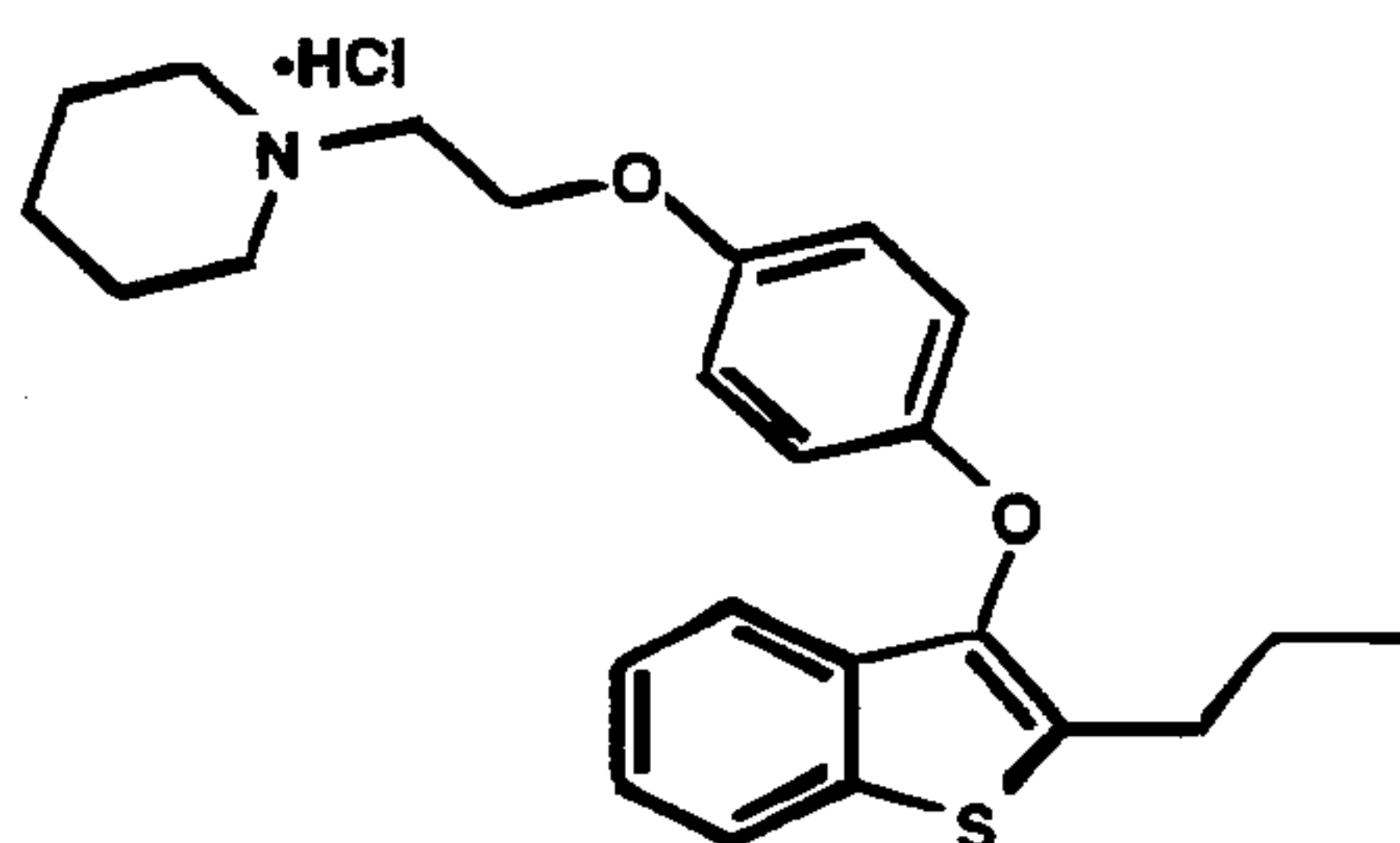
In a manner similar to that used in Example 3, 3-[4-methoxy)phenoxy]-2-propylbenzo[b]thiophene is converted to the title compound in 97% yield, isolated as a tan oil.

¹H NMR (CDCl₃) δ 7.73 (d, J = 7.3 Hz, 1H), 7.50 (m, 1H), 7.40-7.33 (m, 2H), 6.90-6.80 (m, 4H), 2.78 (t, J = 7.7 Hz, 2H), 1.67 (dd, J = 14.9, 7.4 Hz, 2H), 0.97 (t, J = 7.4 Hz, 3H).

FD mass spec: 284.

Example 7

3-[4-[2-(1-Piperidinyl)ethoxy]phenoxy]-2-propylbenzo[b]thiophene Hydrochloride



In a manner similar to that used in Example 4, 3-[4-hydroxy)phenoxy]-2-propylbenzo[b]thiophene and 2-chloroethylpiperidine are converted to the title compound in 38% yield and is isolated as a white amorphous solid, mp

-38-

142-144 °C. ¹H NMR (CDCl₃) δ 7.40 (d, J = 7.2 Hz, 1H), 7.47-7.30 (m, 3H), 6.82 (ABq, J = 9.1 Hz, J = 17.8 Hz, 4H), 4.50 (br s, 2H), 3.80-3.70 (m, 2H), 3.37 (br s, 2H), 2.82-2.76 (m, 4H), 2.50-2.30 (m, 2H), 2.10-1.90 (m, 3H), 1.90-1.75 (m, 2H), 1.52 (m, 1H), 0.96 (t, J = 7.3 Hz, 3H).

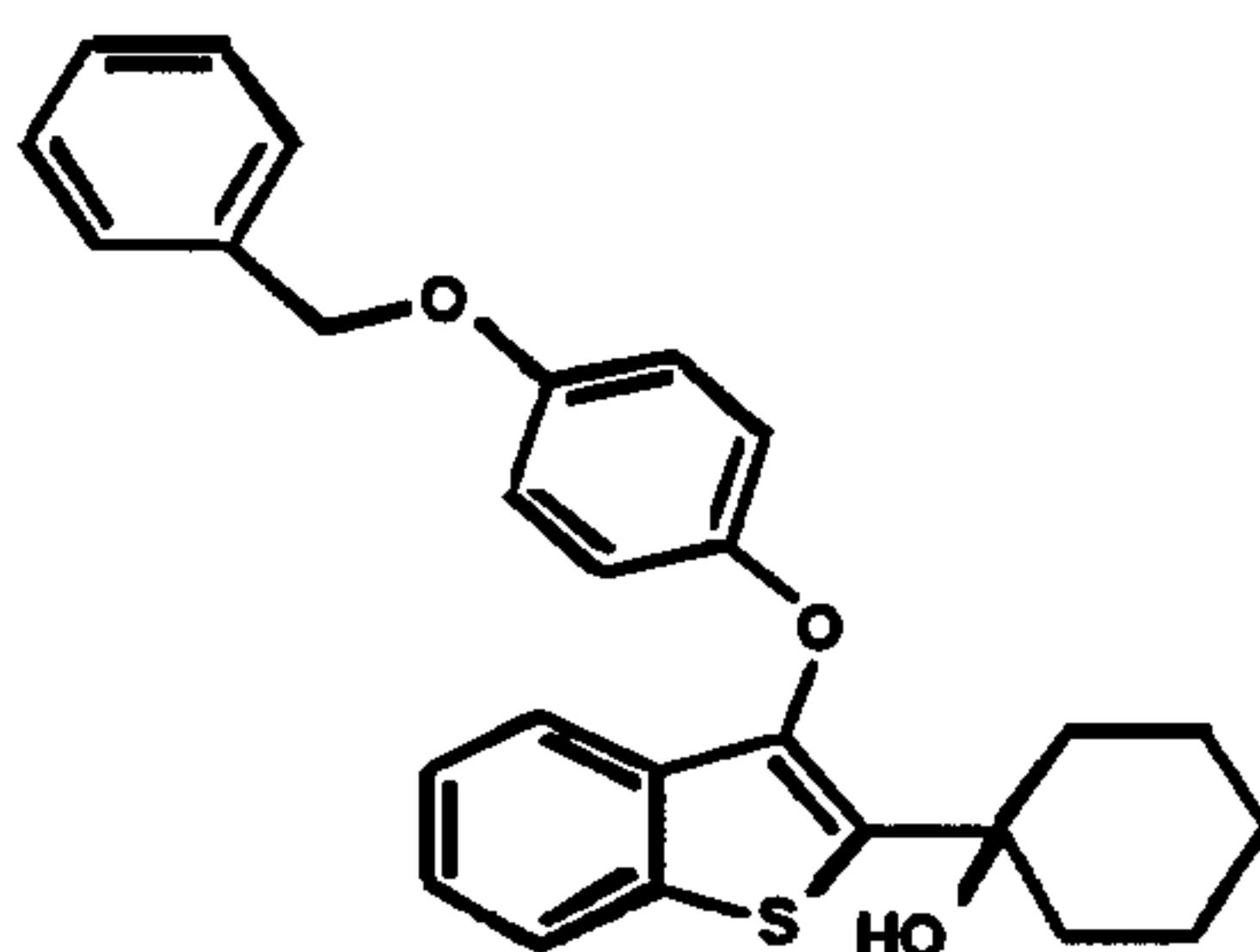
FD mass spec: 396.

Anal. Calcd. for C₂₄H₂₉NO₂S·1.0 HCl: C, 66.72; H, 7.00; N, 3.24. Found: C, 66.51; H, 7.16; N, 3.32.

10

Example 8

3-(4-Benzyloxy)phenoxy-2-(1-hydroxycyclohex-1-yl)benzo[b]thiophene



15

In a manner similar to that used in Example 1, 3-(4-benzyloxy)phenoxybenzo[b]thiophene and cyclohexanone are converted to the title compound in 77% yield and isolated as a brown oil.

¹H NMR (CDCl₃) δ 7.76 (d, J = 8 Hz, 1H), 7.60-7.26 (m, 9H), 6.89 (s, 3H), 5.01 (s, 2H), 2.56 (s, 1H), 2.23-2.03 (m, 4H), 1.95-1.66 (m, 6H).

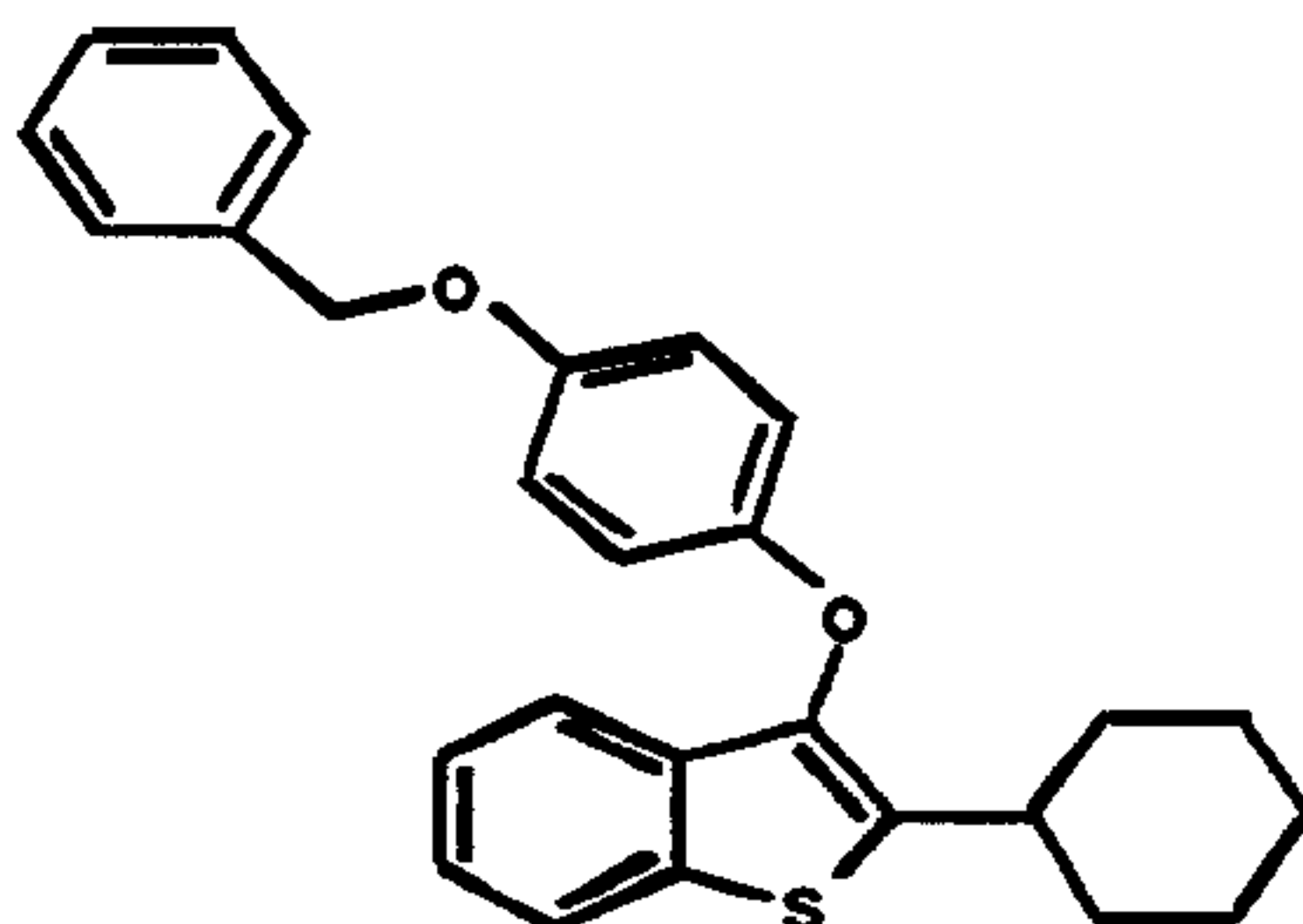
FD mass spec: 430.

Anal. Calcd. for C₂₇H₂₆O₃S: C, 75.32; H, 6.09. Found: C, 75.11; H, 5.94.

25

Example 9

3-(4-Benzyloxy)phenoxy-2-cyclohexylbenzo[b]thiophene



-39-

In a manner similar to that used in Example 2, 3-(4-benzyloxy)phenoxy-2-(1-hydroxycyclohex-1-yl)benzo[b]thiophene is converted to the title compound in 58% yield and isolated as a white amorphous solid.

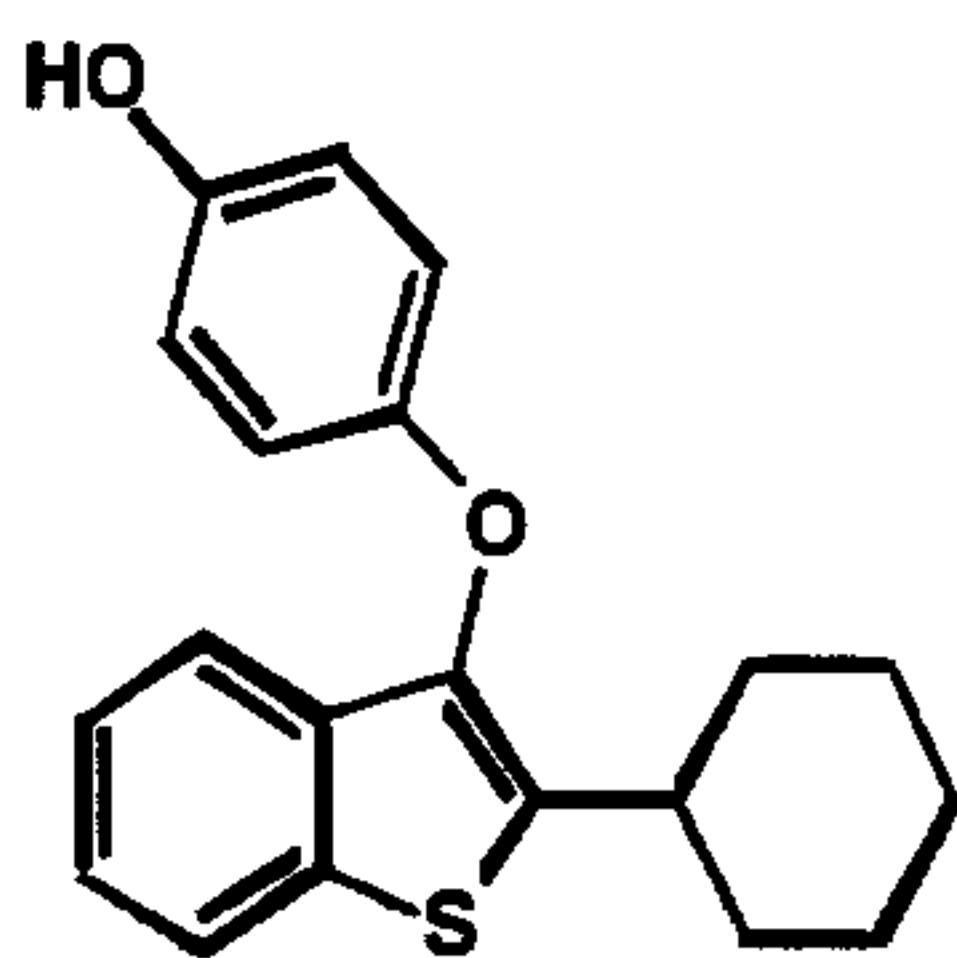
¹H NMR (CDCl₃) δ 7.75 (d, J = 7.0 Hz, 1H), 7.56-7.26 (m, 9H), 6.87 (s, 3H), 5.01 (s, 2H), 3.07 (m, 1H), 2.13-2.02 (m, 2H), 1.95-1.85 (m, 3H), 1.60-1.30 (m, 5H).

FD mass spec: 414.

Anal. Calcd. for C₂₇H₂₆O₂S: C, 78.23; H, 6.32. Found: C, 78.10; H, 6.32.

Example 10

3-(4-Hydroxy)phenoxy-2-cyclohexylbenzo[b]thiophene



15

In a manner similar to that used in Example 3, 3-(4-benzyloxy)phenoxy-2-cyclohexylbenzo[b]thiophene is converted to the title compound in 94% yield and is isolated as a brown oil. ¹H NMR (CDCl₃) δ 7.75 (d, J = 8.5 Hz, 1H), 7.35-7.22 (m, 3H), 6.83-6.70 (m, 4H), 4.74 (br s, 1H), 3.05 (m, 1H), 2.13-2.10 (m, 2H), 1.95-1.76 (m, 3H), 1.65-1.30 (m, 5H).

FD mass spec: 324.

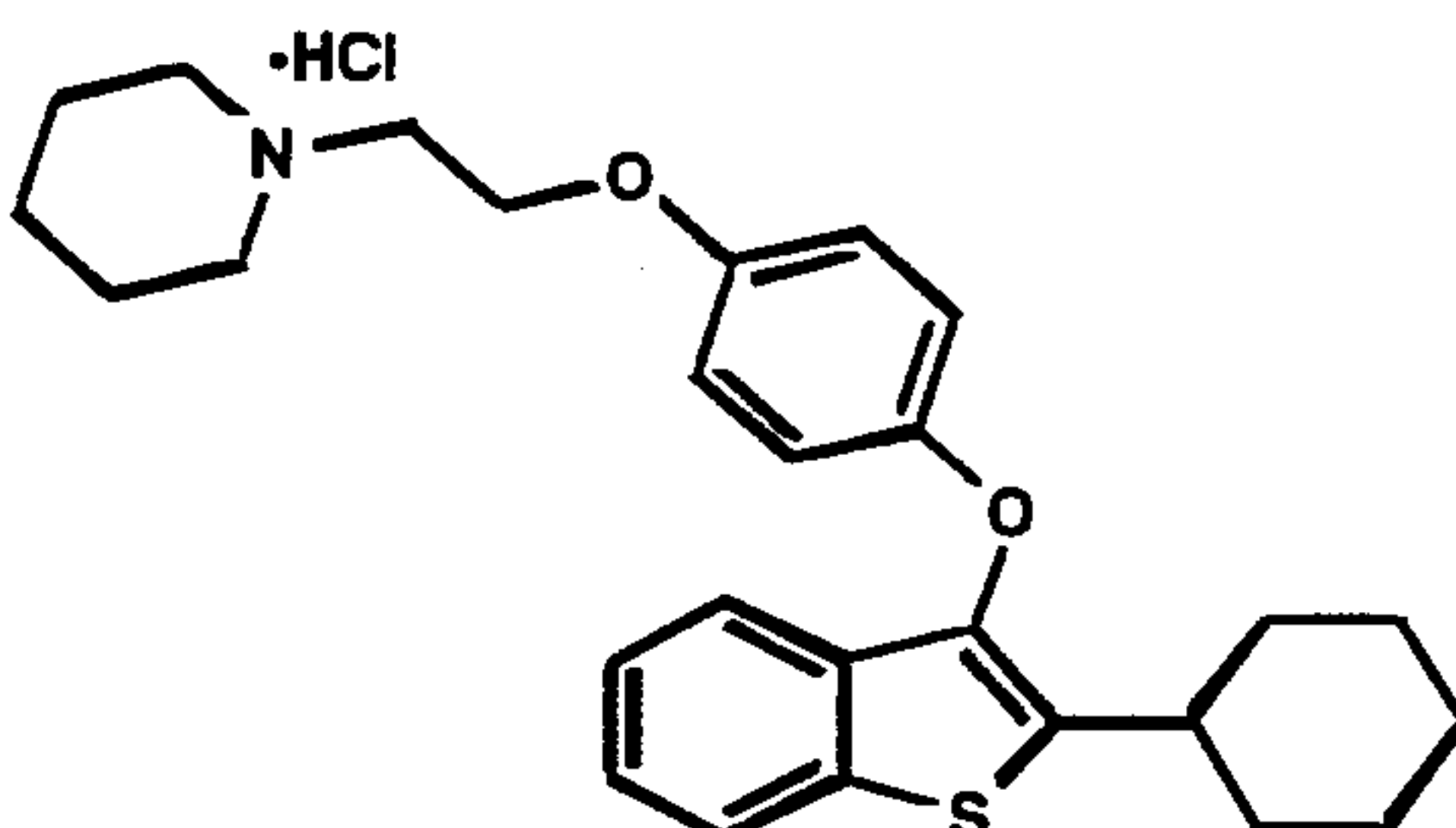
Anal. Calcd. for C₂₀H₂₀O₂S: C, 74.04; H, 6.21. Found: C, 73.89; H, 6.06.

30

-40-

Example 11

3-[4-[2-(1-Piperidinyl)ethoxy]phenoxy]-2-cyclohexylbenzo[b]thiophene Hydrochloride



In a manner similar to that used in Example 4, 3-(4-hydroxy)phenoxy-2-cyclohexylbenzo[b]thiophene and 2-chloroethylpiperidine is converted to the title compound in 85 % yield and is isolated as a white amorphous powder.

10 ¹H NMR (CDCl₃) δ 7.74 (d, J = 8.0 Hz, 1H), 7.32-7.22 (m, 3H), 6.87-6.78 (m, 4H), 4.52 (s, 2H), 3.80-3.66 (m, 2H), 3.53-3.40 (m, 2H), 3.15 (m, 1H), 3.00-2.83 (m, 2H), 2.50-2.30 (m, 2H), 2.10-1.80 (m, 9H), 1.65-1.30 (m, 5H).

FD mass spec: 435.

15 Anal. Calcd. for C₂₇H₃₃NO₂S·1.0 HCl: C, 68.69; H, 7.26; N, 2.97. Found: C, 68.46; H, 7.40; N, 3.19.

In the examples illustrating the methods, a postmenopausal model was used in which effects of different treatments upon circulating lipids were determined.

Seventy-five day old female Sprague Dawley rats (weight range of 200 to 225g) were obtained from Charles River Laboratories (Portage, MI). The animals were either bilaterally ovariectomized (OVX) or exposed to a sham surgical procedure at Charles River Laboratories, and then shipped after one week. Upon arrival, they were housed in metal hanging cages in groups of 3 or 4 per cage and had *ad libitum* access to food (calcium content approximately 0.5%) and water for one week. Room temperature was maintained at 22.2° ± 1.7° C with a minimum relative humidity of 40%. The photoperiod in the room was 12 hours light and 12 hours dark.

Dosing Regimen Tissue Collection. After a one week acclimation period (therefore, two weeks post-OVX) daily dosing with test compound was initiated. 17 α -ethynyl estradiol or the test compound were given orally, unless otherwise stated, as a suspension in 1% carboxymethylcellulose or dissolved in 20% cyclodextrin. Animals were dosed daily for 4 days. Following the dosing regimen, animals were weighed and anesthetized with a ketamine:xylazine (2:1, V:V) mixture and a blood sample was collected by cardiac puncture. The animals were then sacrificed by asphyxiation with CO₂, the uterus was removed through a midline incision, and a wet uterine weight was determined.

Cholesterol Analysis. Blood samples were allowed to clot at room temperature for 2 hours, and serum was obtained following centrifugation for 10 minutes at 3000 rpm. Serum cholesterol was determined using a Boehringer Mannheim Diagnostics high performance cholesterol assay. Briefly the cholesterol was oxidized to cholest-4-en-3-one and hydrogen peroxide. The hydrogen peroxide was then reacted with phenol and 4-aminophenazone in the presence of peroxidase to produce a p-quinone imine dye, which was read spectrophotometrically at 500 nm. Cholesterol concentration was then calculated against a standard curve.

Uterine Eosinophil Peroxidase (EPO) Assay. Uteri were kept at 4° C until time of enzymatic analysis. The uteri were then homogenized in 50 volumes of 50 mM Tris buffer (pH - 8.0) containing 0.005% Triton*X-100. Upon addition of 0.01% hydrogen peroxide and 10 mM O-phenylenediamine (final concentrations) in Tris buffer, increase in absorbance was monitored for one minute at 450 nm. The presence of eosonophils in the uterus is an indication of estrogenic activity of a compound. The maximal velocity of a 15 second

* Trade-mark

-42-

interval was determined over the initial, linear portion of the reaction curve.

Source of Compound: 17 α -ethynyl estradiol was obtained
5 from Sigma Chemical Co., St. Louis, MO.

Influence of Formula I Compounds on Serum Cholesterol and
Determination of Agonist/Non-Agonist Activity

Data presented in Table 1 below show comparative
10 results among ovariectomized rats, rats treated with 17 α -
ethynyl estradiol (EE₂; an orally available form of
estrogen), and rats treated with certain compounds of the
instant invention. Although EE₂ caused a decrease in serum
cholesterol when orally administered at 0.1 mg/kg/day, it
15 also exerted a stimulatory action on the uterus so that EE₂
uterine weight was substantially greater than the uterine
weight of ovariectomized test animals. This uterine
response to estrogen is well recognized in the art.

Not only did the compounds of the instant invention
20 generally reduce serum cholesterol compared to the
ovariectomized control animals, but uterine weight was only
minimally increased to slightly decreased with the majority
of the formula compounds tested. Compared to estrogenic
compounds known in the art, the benefit of serum cholesterol
25 reduction without adversely affecting uterine weight is
quite rare and desirable.

As is expressed in the data below, estrogenicity also
was assessed by evaluating the adverse response of
eosinophil infiltration into the uterus. The compounds of
30 the instant invention did not cause any increase in the
number of eosinophils observed in the stromal layer of
ovariectomized rats, while estradiol cause a substantial,
expected increase in eosinophil infiltration.

The data presented in Table 1 below reflects the
35 response of 5 to 6 rats per treatment.

-43-

Table 1

Compound No.	Dose mg/kg ^a	Uterine Weight % Inc ^b	Uterine Eosinophil (Vmax) ^c	Serum Cholest. % Dec. ^d
5				
EE2 ^e				
10				
Compound No.	Dose mg/kg ^a	Uterine Weight % Inc ^b	Uterine Eosinophil (Vmax) ^c	Serum Cholest. % Dec. ^d
EE2 ^e	0.1	159.0*	212.4*	76.6*
15				
Example 4	0.1	8.0	3.0	-27.6
	1.0	29.7*	4.5	19.2
	10.0	41.0*	12.0	61.6*
20				
Example 7	0.1	10.3	4.2	-11.1
	1.0	52.0*	4.8	41.2*
	10.0	37.2*	4.5	46.6*
Example 11	0.1	36.8*	4.5	55.8*
25				
	1.0	45.4*	5.4	58.9*
	10.0	30.6*	4.8	50.2*

^a mg/kg PO

^b Uterine Weight % increase versus the ovariectomized
30 controls

^c Eosinophil peroxidase Vmaxium

^d Serum cholesterol decrease versus ovariectomized controls

^e 17- α -Ethinyl-estradiol

* p<.05

35

-44-

In addition to the demonstrated benefits of the compounds of the instant invention, the above data clearly demonstrate that compounds of Formula I are not estrogen mimetics. Furthermore, no deleterious toxicological effects (for example, survival numbers) were observed with any treatment.

Osteoporosis Test Procedure

Following the General Preparation Procedure, *infra*, the rats are treated daily for 35 days (6 rats per treatment group) and sacrificed by carbon dioxide asphyxiation on the 36th day. The 35 day time period is sufficient to allow maximal reduction in bone density, measured as described herein. At the time of sacrifice, the uteri are removed, dissected free of extraneous tissue, and the fluid contents are expelled before determination of wet weight in order to confirm estrogen deficiency associated with complete ovariectomy. Uterine weight is routinely reduced about 75% in response to ovariectomy. The uteri are then placed in 10% neutral buffered formalin to allow for subsequent histological analysis.

The right femurs are excised and digitized x-rays generated and analyzed by an image analysis program (NIH image) at the distal metaphysis. The proximal aspect of the tibiae from these animals are also scanned by quantitative computed tomography.

In accordance with the above procedures, compounds of the instant invention and ethynyl estradiol (EE₂) in 20% hydroxypropyl β -cyclodextrin are orally administered to test animals. Distal femur metaphysis and proximal tibiae data are compared to intact and ovariectomized test animals. Results are reported as percent protection relative to ovariectomy.

Ovariectomy of the test animals causes a significant reduction in femur density compared to intact, vehicle treated controls. Orally administered ethynyl estradiol

-45-

(EE₂) prevents this loss, but the risk of uterine stimulation with this treatment is ever-present.

In accordance with the above procedures, compounds of the present invention and ethynyl estradiol (EE₂) in 20% hydroxypropyl β -cyclodextrin are orally administered to test animals. Distal femur metaphysis data compares intact and ovariectomized test animals. Results are reported as the mean \pm the standard error of the mean.

10

Estrogen Dependent Breast Cancer:

MCF-7 Proliferation Assay Test Procedure

MCF-7 breast adenocarcinoma cells (ATCC HTB 22) are maintained in MEM (minimal essential medium, phenol-red free, Sigma St.Louis MO) supplemented with 10% fetal bovine serum (FBS) (v/v), L-glutamine (2mM), sodium pyruvate (1mM), HEPES (10mM), non-essential amino acids and bovine insulin (1ug/mL). Ten days prior to the assay, the MCF-7 cells are switched to maintenance medium supplemented with 10% dextrancoated charcoal stripped fetal bovine serum (DCC-FBS) assay medium in place of the 10% FBS to deplete internal stores of estrogen. MCF-7 cells are removed from the maintenance flasks using a cell dissociating medium (Ca/Mg free HBSS (phenol-red free) supplemented with 10 mM HEPES and 2 mM EDTA. Cells are washed twice with the assay medium and adjusted to 80,000 cells/mL. Approximately 100 μ L (8,000 cells) are added to a flat-bottomed microculture well (Costar 3596) and incubated at 37^o C in a 5% CO₂ humidified incubator for 48 hours to allow cell adherence and equilibrium after transfer. Serial dilutions of the compounds of formula I or DMSO as a diluent control are prepared in assay medium and 50 μ L transferred to triplicate microcultures followed by 50 μ L of assay medium for a final volume of 200 μ L. After an additional 48 hours of incubation, the microcultures are pulsed with tritiated thymidine (1 μ Ci/well) for 4 hours.

35

Culture are terminated by freezing at -70° C for 24 hours followed by thawing and harvesting of microcultures using a Skatron* Semiautomatic Cell Harvester. Samples are counted by liquid scintillation. Fifty percent inhibitory concentration of the test drugs (IC₅₀) are determined versus the control (DMSO).

Results are calculated and expressed as IC₅₀, for example, that concentration of the drug which inhibits the growth of the MCF-7 cells by 50%.

Compounds of the present invention are active in this experimental model as seen below in Table 2.

Table 2

<u>Compound</u>	<u>IC₅₀</u>
Example 4	30
Example 7	30
Example 11	15

DMBA-Induced Mammary Tumor Inhibition

Estrogen-dependent mammary tumors are produced in female Sprague-Dawley rats which are purchased from Harlan Industries, Indianapolis, Indiana. At about 55 days of age, the rats receive a single oral feeding of 20 mg of 7,12-dimethylbenzo[a]anthracene (DMBA). About 6 weeks after DMBA administration, the mammary glands are palpated at weekly intervals for the appearance of tumors. Whenever one or more tumors appear, the longest and shortest diameters of each tumor are measured with a metric caliper, the measurements are recorded, and that animal is selected for experimentation. An attempt is made to uniformly distribute the various sizes of tumors in the treated and control groups such that average-sized tumors are equivalently distributed between test groups. Control groups and test groups for each experiment contain 5 to 9 animals.

* Trade-mark

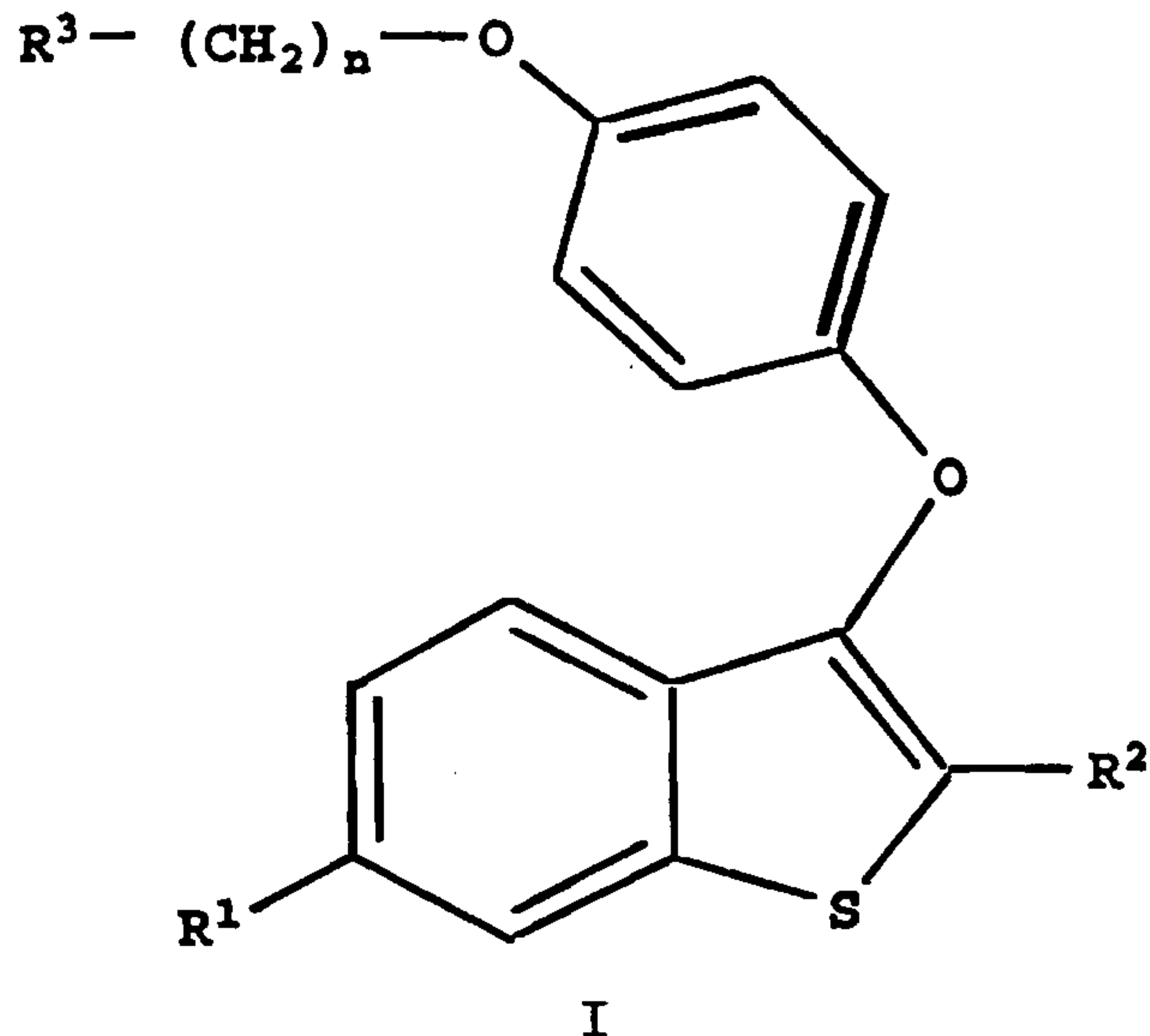
-47-

Compounds of Formula I are administered either through intraperitoneal injections in 2% acacia, or orally. Orally administered compounds are either dissolved or suspended in 0.2 mL corn oil. Each treatment, including acacia and corn oil control treatments, is administered once daily to each test animal. Following the initial tumor measurement and selection of test animals, tumors are measured each week by the above-mentioned method. The treatment and measurements of animals continue for 3 to 5 weeks at which time the final areas of the tumors are determined. For each compound and control treatment, the change in the mean tumor area is determined.

The embodiments of the invention in which an exclusive property or privilege is claimed are defined as follows:

1. A compound of formula I:

5



wherein

10 R^1 is -H, -OH, -O(C₁-C₄ alkyl),
 -OCO(C₁-C₆ alkyl), -O(CO)O(C₁-C₆ alkyl), -OCOAr, -O(CO)OAr,
 where Ar is phenyl or optionally substituted phenyl having one
 or more substituents selected from the group consisting of
 C₁-C₄ alkyl, -OC₁-C₄ alkyl, hydroxy, nitro, chloro, fluoro and
 tri(chloro or fluoro)methyl, or -OSO₂(C₂-C₆ alkyl);

15

R^2 is C₁-C₅ n-alkyl, C₃-C₆ branched alkyl, C₃-C₇
 cycloalkyl, C₃-C₆ alkenyl or C₄-C₇ cycloalkenyl;
 n is 2 or 3; and

20

R^3 is 1-piperidinyl, 1-pyrrolidinyl, methyl-1-
 pyrrolidinyl, dimethyl-1-pyrrolidinyl, 4-morpholino,
 dimethylamino, diethylamino, or 1-hexamethyleneimino;
 or a pharmaceutically acceptable salt thereof.

2. A compound according to Claim 1 wherein R^2 is
 cyclohexyl.

25

3. A compound according to Claim 1 wherein R^3 is
 piperidinyl.

4. A pharmaceutical formulation comprising a compound according to Claim 1, or a pharmaceutically acceptable salt thereof, in combination with a pharmaceutically acceptable carrier, diluent, or excipient.

5

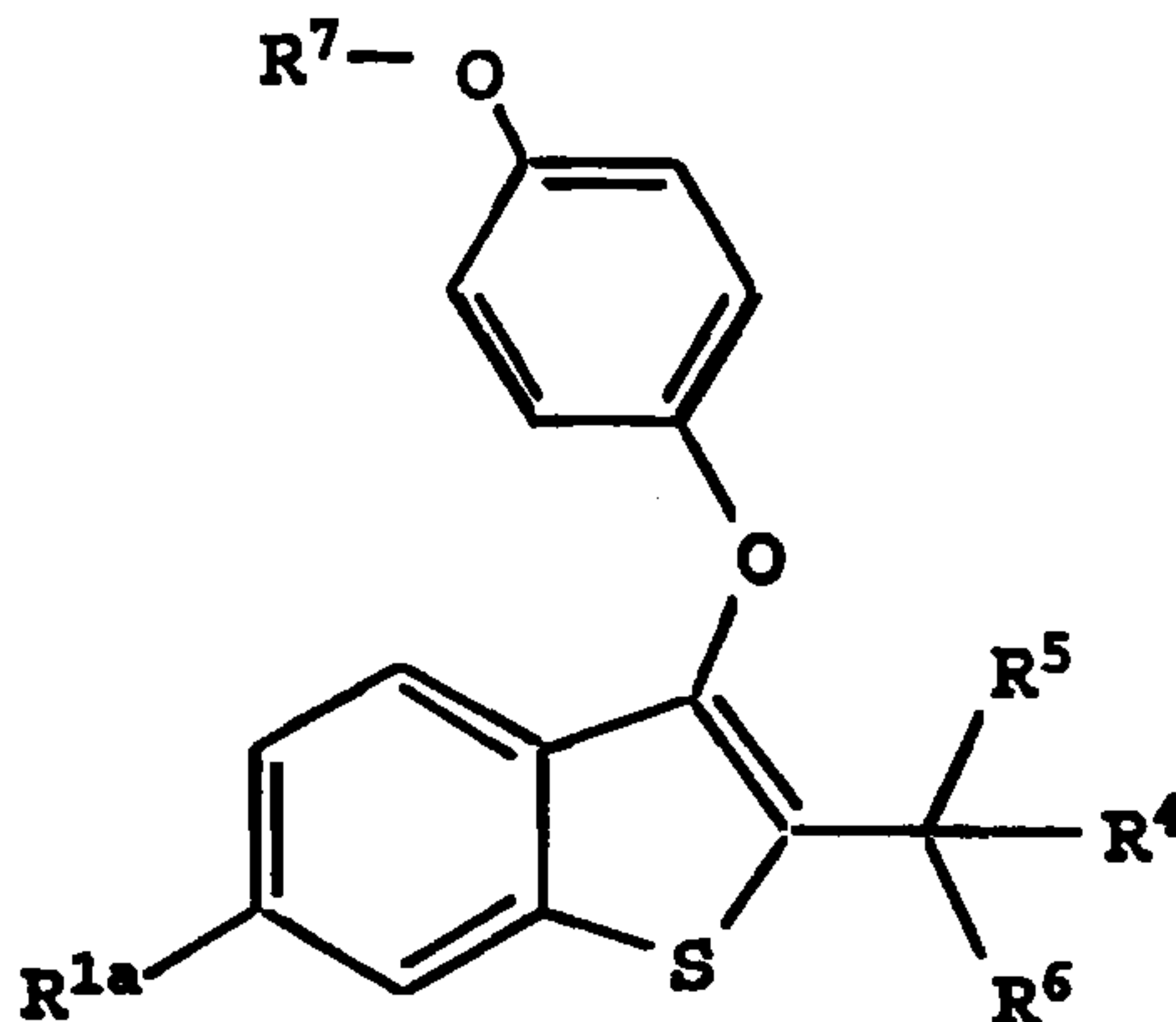
5. A compound of formula I as claimed in any of Claims 1-3 for use in alleviating the symptoms of the post-menopausal syndrome pathological condition of osteoporosis.

10

6. A compound of formula I as claimed in any of Claims 1-3 for use in alleviating the symptoms of a cardiovascular disease related to hyperlipidemia.

7. A compound of formula II:

15



20

25

II

wherein:

R^{1a} is -H or -OR⁸, where R⁸ is a hydroxy-protecting group;

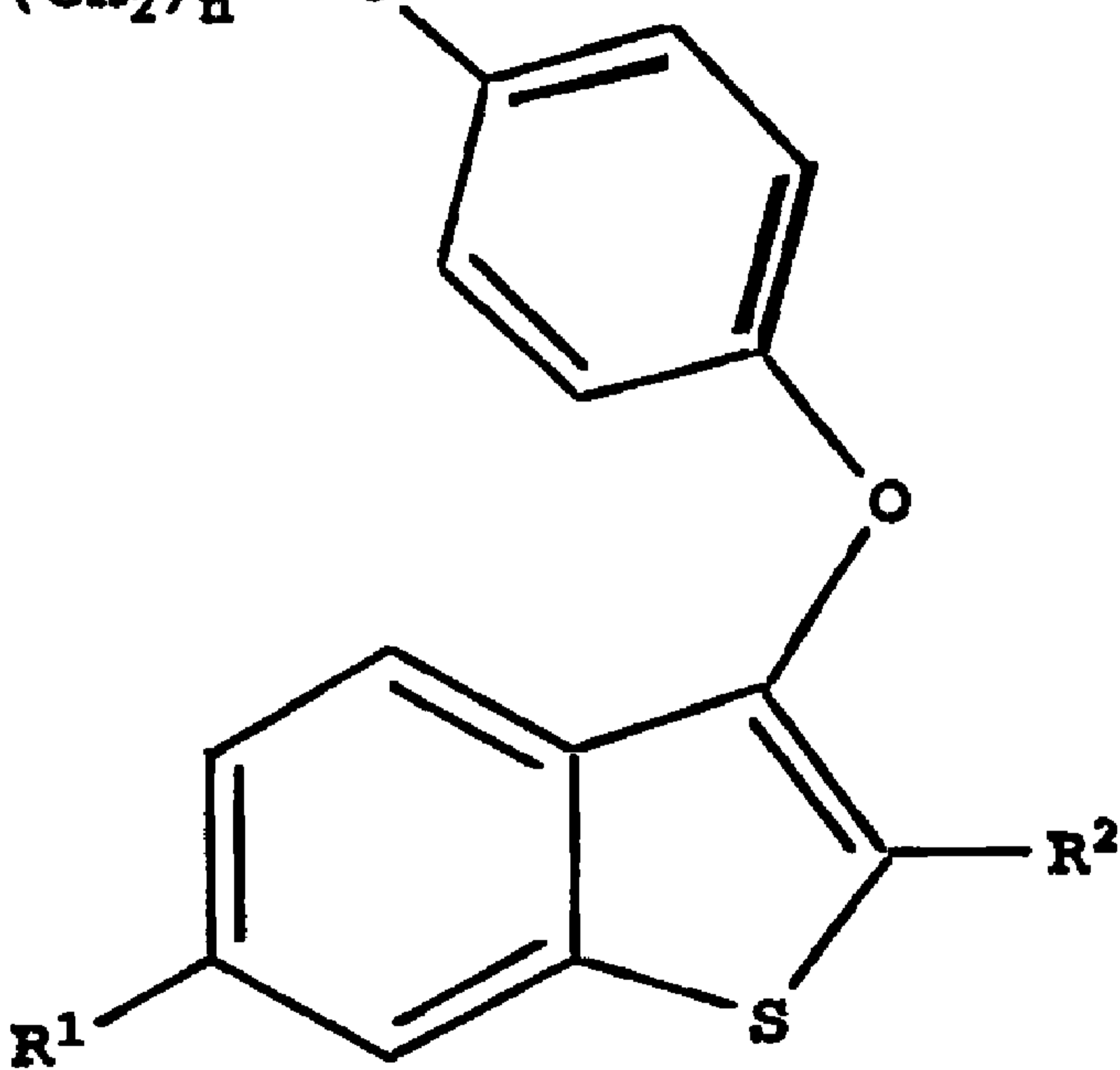
30

R⁴ is -OH or -H;

R⁵ and R⁶ are, independently, -H, C₁-C₄ n-alkyl, C₃-C₅ branched alkyl, C₂-C₅ alkenyl, C₂-C₄ alkynyl, or R⁵ and R⁶ may be taken together with methylene groups or vinyl groups to form 3 to 7-membered cycloalkyl or cycloalkenyl rings; and

35

R^7 is $-OH$ or $-OR^9$, where R^9 is a hydroxy-protecting group which can be selectively removed in the presence of R^8 .



I