



US00D821938S

(12) **United States Design Patent** (10) **Patent No.:** **US D821,938 S**
Bucher et al. (45) **Date of Patent:** **** Jul. 3, 2018**

(54) **VEHICLE FENDER**
(71) Applicant: **Ford Global Technologies, LLC**,
Dearborn, MI (US)
(72) Inventors: **George Bucher**, Dearborn, MI (US);
James Grake, Beverly Hills, MI (US);
Steven Gilmore, Farmington Hills, MI
(US)

D676,360 S * 2/2013 Ohkoshi D12/91
D680,045 S * 4/2013 Hamilton D12/184
D683,289 S * 5/2013 Yoshida D12/184
D683,679 S * 6/2013 Platto D12/184
D685,305 S * 7/2013 Tase D12/184
D691,529 S * 10/2013 Minamisawa D12/184
D691,530 S * 10/2013 Song D12/184
D709,010 S * 7/2014 Mays D12/184
D711,797 S * 8/2014 Tsuchida D12/184

(Continued)

(73) Assignee: **Ford Global Technologies, LLC**,
Dearborn, MI (US)

FOREIGN PATENT DOCUMENTS

CN 303376787 * 9/2015

(**) Term: **15 Years**

OTHER PUBLICATIONS

(21) Appl. No.: **29/593,042**

<https://www.youtube.com/watch?v=KziNFsJMcSk> Posted Feb. 18,
2017 (Year: 2017).*

(22) Filed: **Feb. 6, 2017**

(51) **LOC (11) Cl.** **12-16**

(52) **U.S. Cl.** **D12/169**
USPC

(58) **Field of Classification Search**
USPC D12/169, 181, 184, 190, 196; 280/152.1,
280/547-849, 851; 296/181.1, 181.5
CPC B62D 25/02; B62D 25/16; B62D 25/18;
B62D 25/161; B62D 25/168; B62D
25/184; B62D 25/04; B62D 25/163;
B62D 25/182; B62D 25/186; B62D
25/188

See application file for complete search history.

Primary Examiner — Susan Bennett Hattan
Assistant Examiner — Leanne Was-Englehart
(74) *Attorney, Agent, or Firm* — James Dottavio

(57) **CLAIM**

The ornamental design for a vehicle fender, as shown and
described.

DESCRIPTION

FIG. 1 is a top front side perspective view of the first
embodiment of a vehicle fender, showing our new design;
FIG. 2 is a top rear side perspective view thereof;
FIG. 3 is a top rear inside perspective view thereof;
FIG. 4 is a front elevational view thereof;
FIG. 5 is a rear elevational view thereof;
FIG. 6 is a left side elevational view thereof;
FIG. 7 is a right side elevational view thereof;
FIG. 8 is a top plan view thereof; and,
FIG. 9 is a bottom plan view thereof.


The second embodiment of the vehicle fender is mirror
image of the embodiment disclosed in FIGS. 1 through 9,
and is not shown.

(56) **References Cited**

U.S. PATENT DOCUMENTS

D317,586 S * 6/1991 Yoshinao D12/184
D509,778 S * 9/2005 Minami D12/184
D562,202 S * 2/2008 Tant D12/184
D593,915 S * 6/2009 Habib D12/184
D607,798 S * 1/2010 Weil D12/184
D620,407 S * 7/2010 Froehlich D12/184
D629,344 S * 12/2010 Komuro D12/181
D659,616 S * 5/2012 Matsumoto D12/184
D671,869 S * 12/2012 Kido D12/164
D671,871 S * 12/2012 Ohkoshi D12/184

1 Claim, 9 Drawing Sheets



(56)

References Cited

U.S. PATENT DOCUMENTS

D716,709 S * 11/2014 Thole D12/184
D718,687 S * 12/2014 Ishizuka D12/184
D721,314 S * 1/2015 Platto D12/184
D731,373 S * 6/2015 Howell D12/184
9,079,617 B1 * 7/2015 Lueschen B62D 27/023
D740,188 S * 10/2015 Blanski D12/184
D749,026 S * 2/2016 Smith D12/184
D749,027 S * 2/2016 McMahan D12/184
D750,001 S * 2/2016 Thole D12/184
D755,096 S * 5/2016 Wolff D12/184
D762,538 S * 8/2016 Platto D12/184
D763,753 S * 8/2016 Hammoud D12/184
D764,975 S * 8/2016 Aengenheyster D12/91
D768,551 S * 10/2016 Arroba D12/196
D769,162 S * 10/2016 Rodriguez D12/184
D789,856 S * 6/2017 Wolff D12/196
D797,623 S * 9/2017 Kim D12/184
D803,741 S * 11/2017 Tsubaki D12/184
2016/0031484 A1 * 2/2016 Nakauchi B60R 19/24
296/187.09

* cited by examiner




Figure 1




Figure 2

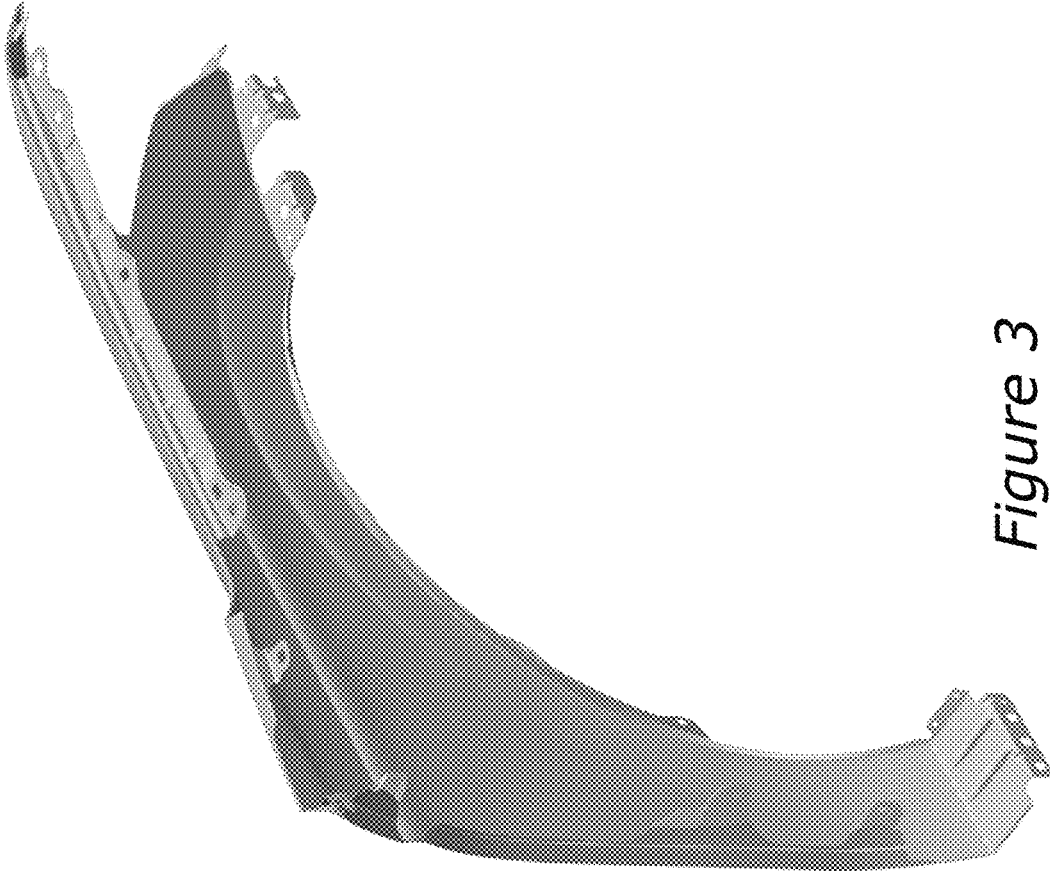


Figure 3

Figure 4






Figure 5



Figure 6

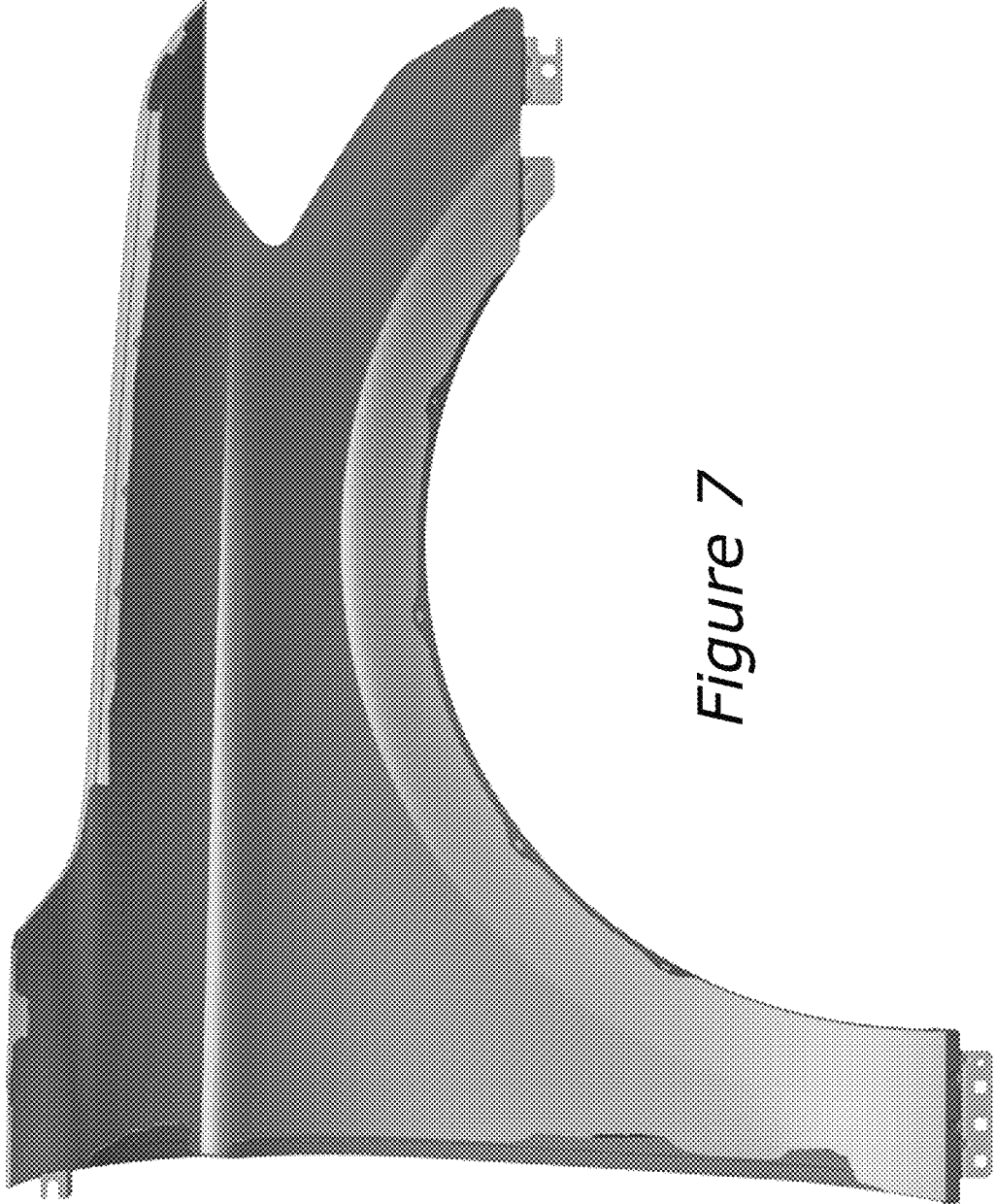


Figure 7




Figure 8

Figure 9

