



US00D906362S

(12) **United States Design Patent**
Hardy et al.

(10) **Patent No.:** **US D906,362 S**

(45) **Date of Patent:** **** Dec. 29, 2020**

(54) **DISPLAY SCREEN OR PORTION THEREOF WITH A GRAPHICAL USER INTERFACE**

(71) Applicant: **Canva Pty Ltd.**, Surry Hills (AU)

(72) Inventors: **Matthew Hardy**, Surry Hills (AU);
Cameron Adams, Surry Hills (AU);
Melanie Perkins, Surry Hills (AU)

(73) Assignee: **Canva Pty Ltd.**

(**) Term: **15 Years**

(21) Appl. No.: **29/722,811**

(22) Filed: **Jan. 31, 2020**

Related U.S. Application Data

(62) Division of application No. 29/647,431, filed on May 12, 2018, now Pat. No. Des. 877,172.

(51) **LOC (12) Cl.** **14-04**

(52) **U.S. Cl.**
USPC **D14/486**

(58) **Field of Classification Search**
USPC D14/485-95
CPC .. G06F 3/0481; G06F 3/0482; G06F 3/04812;
G06F 3/04817; G06F 3/0484; G06F
3/0485; G06F 3/048; G06F 3/0487; G06F
3/0488; G06F 3/04883; G06F 3/04886;
G06F 3/0489; G06F 3/0486; G06F
3/04842; G06F 3/04845; G06F 3/04847
See application file for complete search history.

(56) **References Cited**

U.S. PATENT DOCUMENTS

- D682,292 S 5/2013 Mori et al.
- D691,160 S 10/2013 Schupp et al.
- D735,748 S 8/2015 Francisco et al.
- D737,841 S 9/2015 Francisco et al.
- D744,519 S 12/2015 Tursi et al.

- D773,519 S 12/2016 Hurley et al.
- D791,153 S 7/2017 Rice et al.
- D791,164 S 7/2017 Rice et al.
- D801,355 S 10/2017 Hoang et al.
- D804,512 S 12/2017 Zhong et al.
- D818,477 S 5/2018 Hoffman et al.
- D822,045 S 7/2018 Kinoshita
- D824,408 S 7/2018 Harvey et al.
- D824,413 S 7/2018 Hurst et al.
- D824,942 S 8/2018 Cooperman et al.
- D825,589 S 8/2018 Sparandara et al.
- D826,253 S 8/2018 Suter et al.
- D828,374 S 9/2018 Kolbenheyer
- D828,378 S 9/2018 Shinohara et al.
- D829,234 S 9/2018 Yuguchi et al.
- 2008/0168361 A1 7/2008 Forstall et al.
- 2011/0173571 A1 7/2011 Mahani et al.

(Continued)

Primary Examiner — Melanie H Tung

(74) *Attorney, Agent, or Firm* — McDonnell Boehnen Hulbert & Berghoff LLP

(57) **CLAIM**

The ornamental design for a display screen or portion thereof with a graphical user interface, as shown and described.

DESCRIPTION

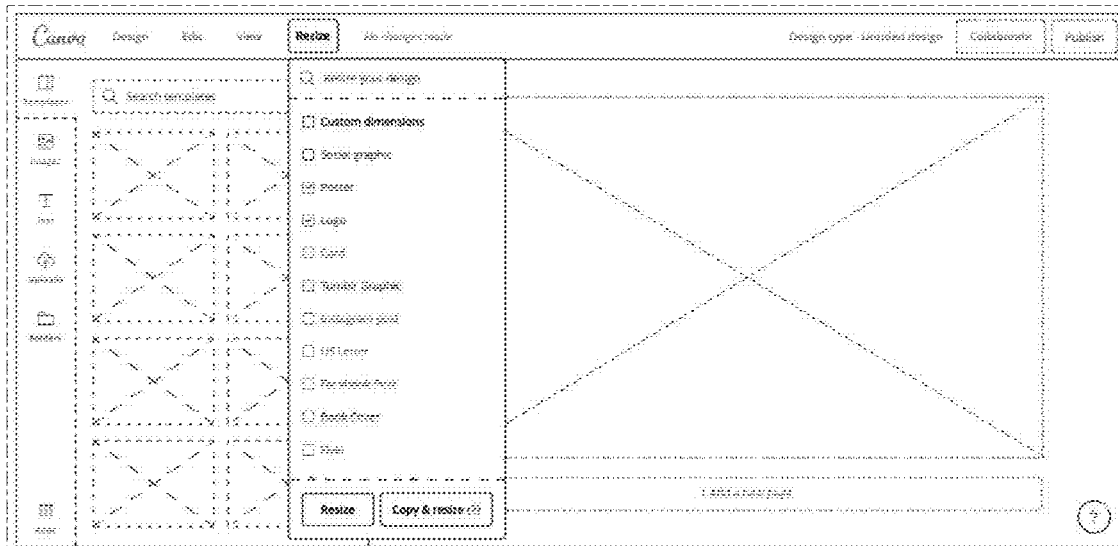
FIG. 1 is a front view of a display screen or portion thereof with a graphical user interface in accordance with a first embodiment;

FIG. 2 is a front view of a display screen or portion thereof with a graphical user interface in accordance with a second embodiment; and,

FIG. 3 is a front view of a display screen or portion thereof with a graphical user interface in accordance with a third embodiment.

The outermost broken lines illustrate a display screen or portion thereof and form no part of the claimed design. The remaining broken lines, illustrating portions of the graphical user interface, form no part of the claimed design.

1 Claim, 3 Drawing Sheets



(56)

References Cited

U.S. PATENT DOCUMENTS

2014/0229891	A1	8/2014	O'Byrne et al.
2015/0277753	A1	10/2015	Howard et al.
2016/0011725	A1	1/2016	D'Argenio et al.
2018/0067631	A1	3/2018	Thiercelin et al.
2018/0139069	A1	5/2018	Rawlins et al.

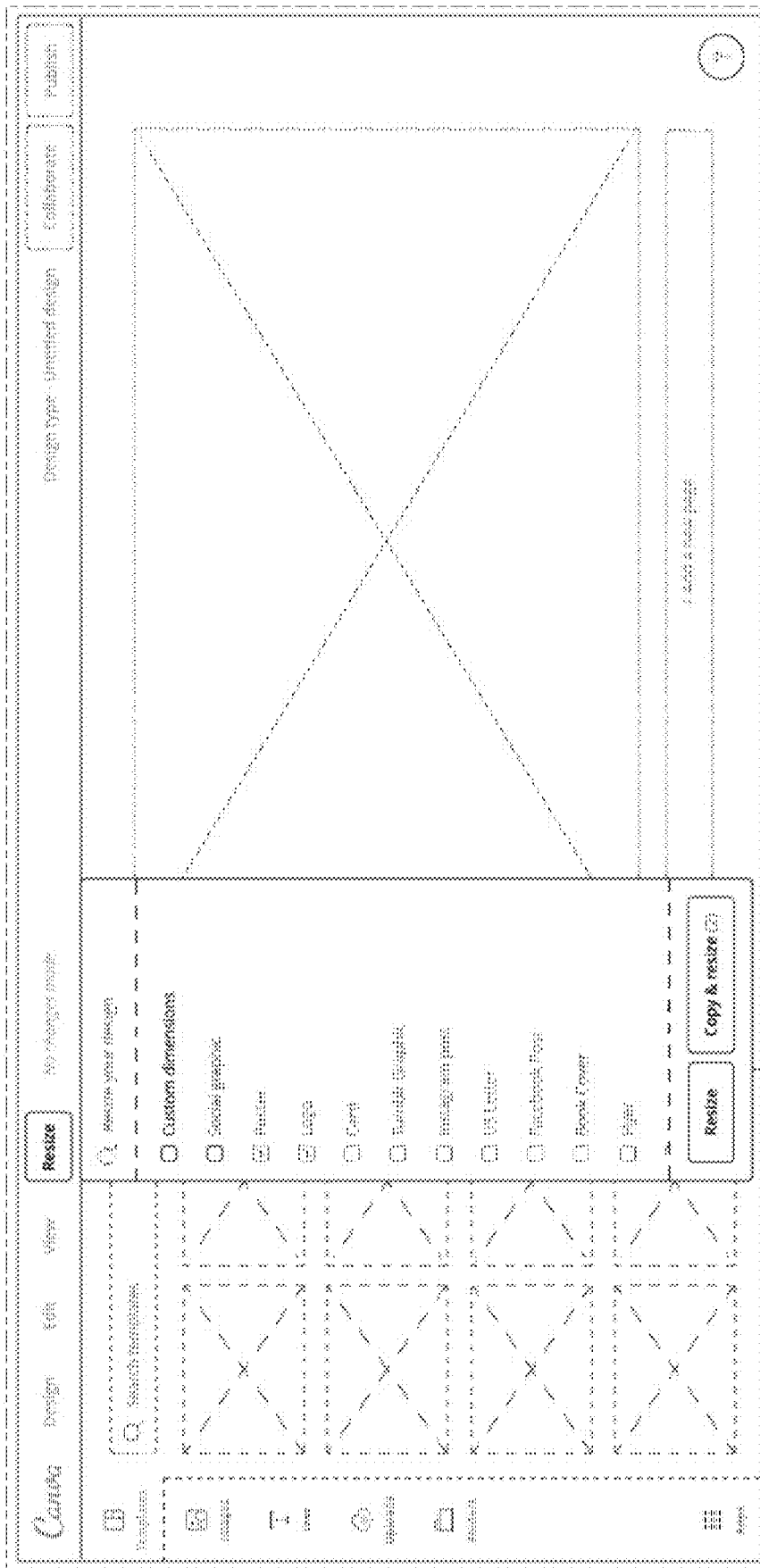


FIG. 1

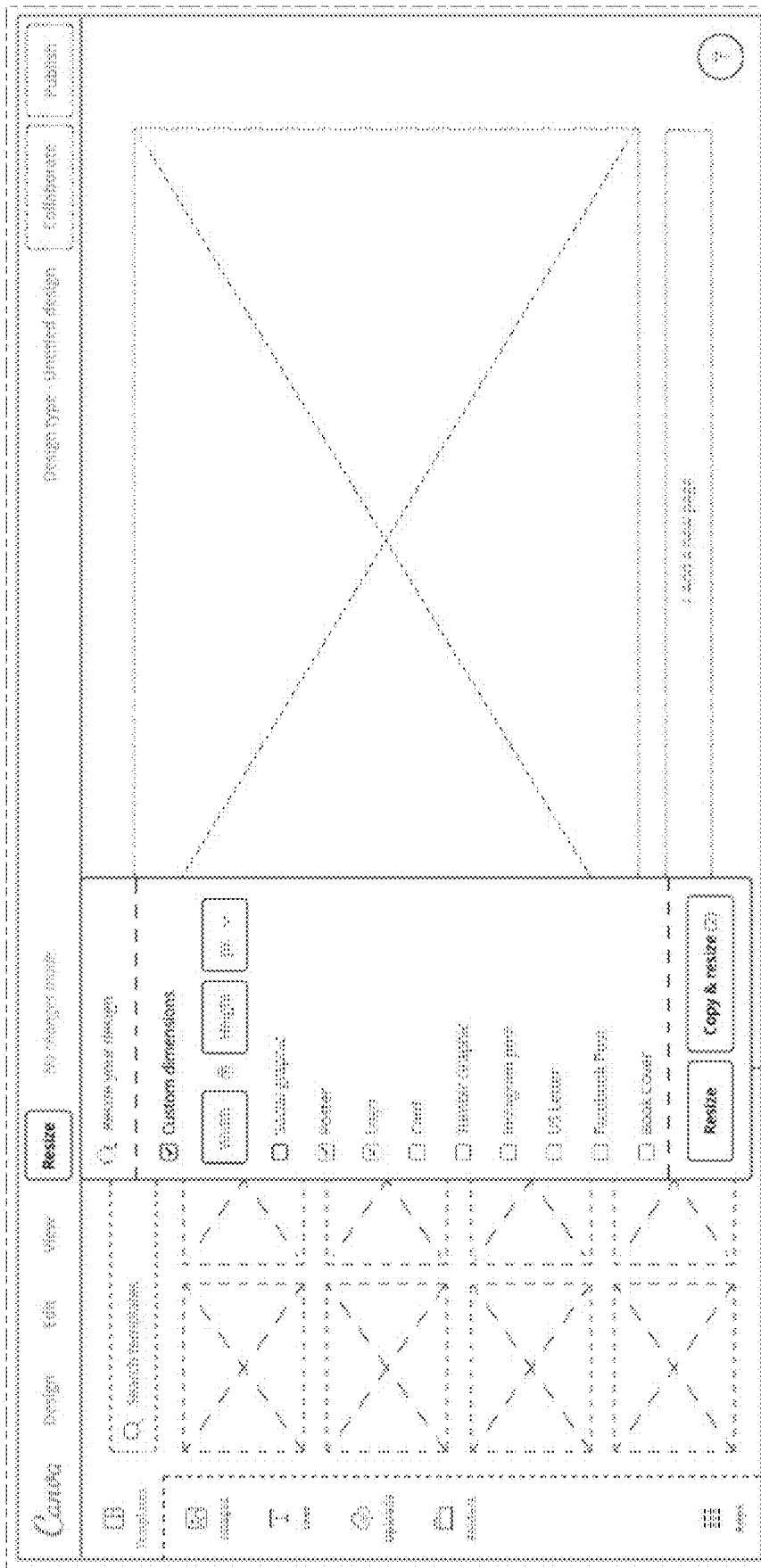


FIG. 2

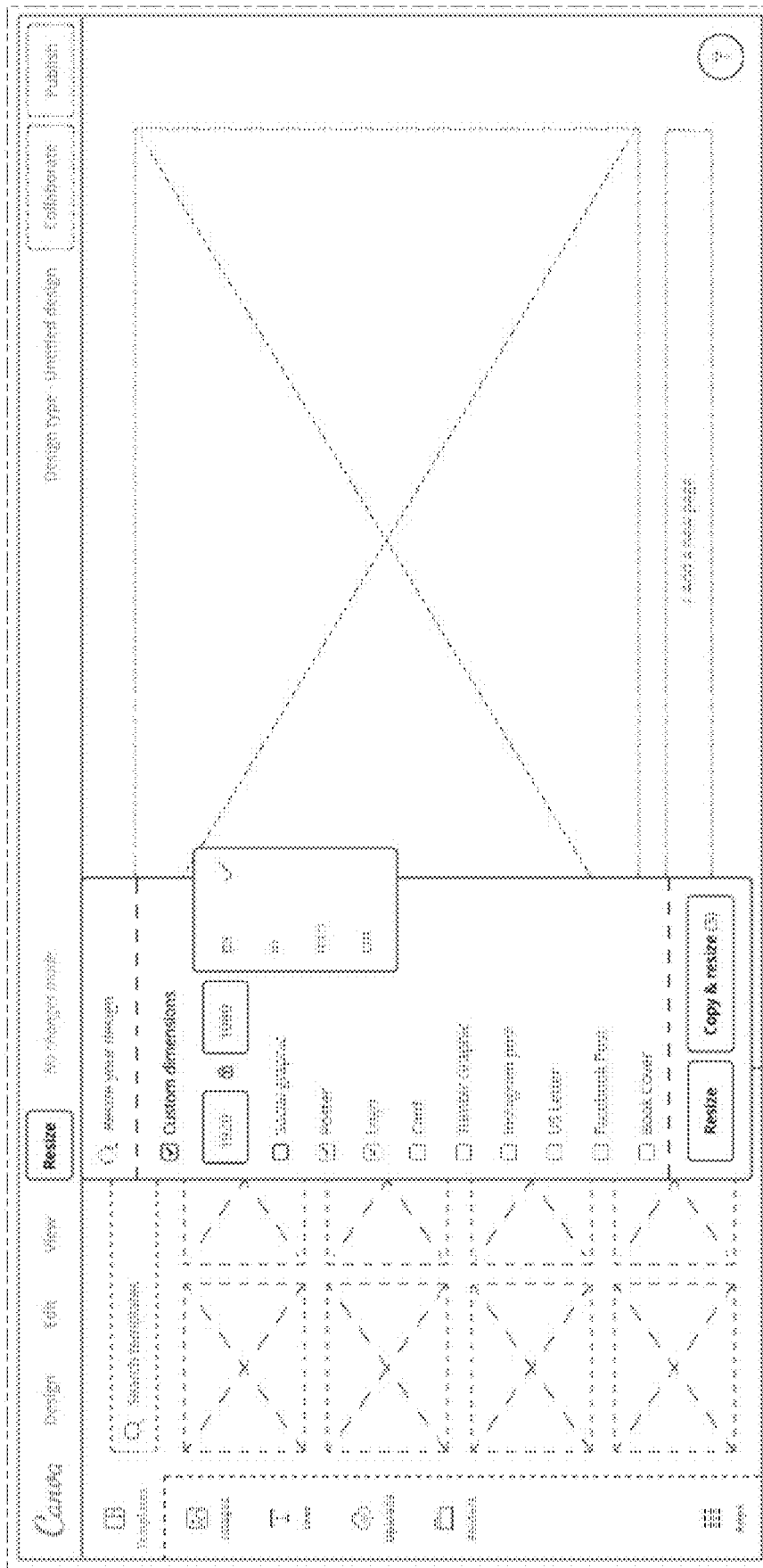


FIG. 3