



(12) **United States Design Patent**
Beer et al.

(10) **Patent No.:** **US D956,229 S**
(45) **Date of Patent:** **** Jun. 28, 2022**

- (54) **INTRAVAGINAL DEVICE ASSEMBLY**
- (71) Applicant: **Renovia Inc.**, Boston, MA (US)
- (72) Inventors: **Marc D. Beer**, Sudbury, MA (US);
Jose Bohorquez, Boston, MA (US);
Samantha J. Pulliam, Boston, MA (US);
Jessica L. McKinney, Boston, MA (US)
- (73) Assignee: **Renovia Inc.**, Boston, MA (US)
- (**) Term: **15 Years**
- (21) Appl. No.: **29/754,374**
- (22) Filed: **Oct. 9, 2020**

Related U.S. Application Data

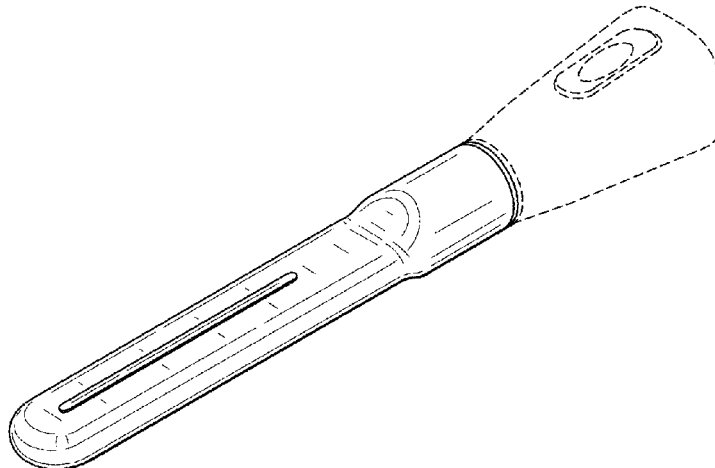
- (63) Continuation of application No. 29/686,273, filed on Apr. 3, 2019, now Pat. No. Des. 898,911.
- (51) **LOC (13) Cl.** **24-02**
- (52) **U.S. Cl.**
USPC **D24/141**
- (58) **Field of Classification Search**
USPC D24/128, 135, 140, 141, 143, 152, 200,
D24/214, 215; 600/29, 30; D16/237,
D16/250; D28/4, 76, 83; D9/430, 432;
D10/57
CPC A61B 1/31; A61B 1/272; A61B 1/303;
A61B 1/00154; A61B 17/00; A61B
17/17; A61B 10/00; A61B 5/05; A61B
5/0215; A61B 5/4337; A61B 5/4368;
A61F 6/00; A61F 6/06; A61F 6/18; A61F
6/20; A61F 6/142; A61F 6/12; A61C
5/82; G03B 42/042; A61H 19/00
See application file for complete search history.

References Cited

U.S. PATENT DOCUMENTS

- 2,830,582 A 4/1958 Ljung
- 3,854,476 A * 12/1974 Dickinson, III A61D 1/06
128/884

4,669,478 A	6/1987	Robertson	
D309,866 S *	8/1990	Fukuda	D10/57
D310,275 S *	8/1990	Su	D28/76
5,328,077 A	7/1994	Lou	
5,386,836 A	2/1995	Biswas	
5,406,961 A	4/1995	Artal	
5,562,717 A	10/1996	Tippey et al.	
5,603,685 A	2/1997	Tutrone, Jr.	
5,674,238 A	10/1997	Sample et al.	
5,924,984 A	7/1999	Rao	
6,001,060 A	12/1999	Churchill et al.	
6,021,781 A	2/2000	Thompson et al.	
6,039,701 A	3/2000	Sliwa et al.	
6,056,699 A	5/2000	Sohn et al.	
6,080,118 A *	6/2000	Blythe	A61B 10/0012 600/549
6,086,549 A	7/2000	Neese et al.	
6,264,582 B1	7/2001	Remes	
6,272,371 B1	8/2001	Shlomo	
D458,681 S	6/2002	Sherlock et al.	
6,413,206 B2	7/2002	Biswas	
6,432,037 B1	8/2002	Eini et al.	
6,511,427 B1	1/2003	Sliwa, Jr. et al.	
6,672,996 B2	1/2004	Ross et al.	
6,679,854 B2	1/2004	Honda et al.	
6,741,895 B1 *	5/2004	Gafni	A61B 5/4337 600/38
D491,079 S *	6/2004	Lim	D10/57
D491,274 S *	6/2004	Dubniczki	D24/223
6,816,744 B2	11/2004	Garfield et al.	
7,079,882 B1	7/2006	Schmidt	
D535,203 S *	1/2007	Chen	D10/57
D548,359 S *	8/2007	Illein	D24/223
7,577,476 B2	8/2009	Hochman et al.	
7,608,037 B2	10/2009	Levy	
7,628,744 B2	12/2009	Hoffman et al.	
7,645,220 B2	1/2010	Hoffman et al.	
7,736,298 B2	6/2010	Guerquin et al.	
7,837,682 B2	11/2010	Ostrovsky et al.	
7,892,179 B2 *	2/2011	Rieth	A61B 5/4277 600/551
7,955,241 B2	6/2011	Hoffman et al.	
7,957,794 B2	6/2011	Hochman et al.	
D651,531 S *	1/2012	Rothman	D10/57
8,147,429 B2	4/2012	Mittal et al.	
8,360,954 B2	1/2013	Kim	
8,623,004 B2	1/2014	Johnson et al.	
8,715,204 B2	5/2014	Webster et al.	
8,728,140 B2	5/2014	Feemster et al.	
8,740,767 B2	6/2014	Rosen et al.	
8,805,472 B2	8/2014	Iglesias	
8,821,407 B2 *	9/2014	Kirsner	A61B 10/0012 600/551



US D956,229 S

8,914,111	B2	12/2014	Haessler		2012/0016258	A1	1/2012	Webster et al.	
8,983,627	B2	3/2015	Pelger et al.		2012/0265044	A1	10/2012	Broens	
9,155,885	B2	10/2015	Wei et al.		2012/0265049	A1	10/2012	Iglesias	
9,248,285	B2	2/2016	Haessler		2013/0035611	A1	2/2013	White	
D759,813	S *	6/2016	Newman	D24/130	2013/0053627	A1	2/2013	Bercovich et al.	
D759,814	S *	6/2016	Newman	D24/130	2013/0144191	A1	6/2013	Egorov et al.	
9,381,351	B2	7/2016	Haessler		2013/0184567	A1	7/2013	Xie et al.	
9,408,685	B2	8/2016	Hou et al.		2013/0192606	A1	8/2013	Ziv et al.	
9,656,067	B2	5/2017	Pelger et al.		2013/0237771	A1	9/2013	Runkewitz et al.	
9,861,316	B2	1/2018	Egorov		2013/0324380	A1	12/2013	Horsley	
9,970,923	B2 *	5/2018	Sturman	G01N 33/62	2014/0066813	A1 *	3/2014	Daly	
9,974,635	B2	5/2018	Rosen et al.					A63B 23/20 600/591	
D832,437	S	10/2018	Zeltwanger et al.		2014/0073879	A1	3/2014	Cantor et al.	
D841,155	S *	2/2019	McMenamin	D24/130	2014/0088471	A1	3/2014	Leivseth et al.	
D845,478	S	4/2019	Luke		2014/0155225	A1	6/2014	Sedic	
D846,120	S *	4/2019	Wallis	D24/136	2014/0213927	A1	7/2014	Webster et al.	
D852,069	S *	6/2019	Fu	D10/57	2014/0296705	A1	10/2014	Iglesias	
D853,035	S *	7/2019	Moretti	D28/76	2014/0309550	A1	10/2014	Iglesias	
D855,825	S *	8/2019	Parsons	D24/223	2015/0032030	A1	1/2015	Iglesias	
10,470,862	B2	11/2019	Iglesias		2015/0112230	A1	4/2015	Iglesias	
D888,949	S	6/2020	Beer et al.		2015/0112231	A1	4/2015	Iglesias	
D889,649	S	7/2020	Beer et al.		2015/0133832	A1	5/2015	Courtion et al.	
D893,026	S *	8/2020	Leather	D24/135	2015/0196802	A1	7/2015	Siegel	
D896,958	S	9/2020	Beer et al.		2015/0282763	A1	10/2015	Rosenshein	
D896,959	S	9/2020	Beer et al.		2016/0008664	A1	1/2016	Siegel	
D897,530	S	9/2020	Beer et al.		2016/0022198	A1	1/2016	De Laat	
D898,911	S *	10/2020	Beer	D24/141	2016/0074276	A1	3/2016	Scheuring et al.	
D899,593	S	10/2020	Beer et al.		2016/0121105	A1	5/2016	Lee et al.	
D903,853	S *	12/2020	Wiegerinck	D24/107	2016/0346610	A1	12/2016	Iglesias et al.	
D903,896	S *	12/2020	Tianhao	D24/223	2017/0281072	A1	10/2017	Iglesias	
D908,160	S *	1/2021	Sun	D16/208	2017/0281299	A1	10/2017	Iglesias	
D909,679	S *	2/2021	Chen	D28/53	2017/0291012	A1	10/2017	Iglesias	
D910,851	S *	2/2021	Lagrange	D24/152	2017/0303843	A1	10/2017	Iglesias	
D918,390	S *	5/2021	Ollivier	D24/154	2017/0312530	A1	11/2017	Schilling et al.	
D919,083	S *	5/2021	Lee	D24/113	2017/0332959	A1 *	11/2017	Bartlett	
D923,806	S *	6/2021	Bunger von Wurmb	D24/209	2018/0021121	A1	1/2018	Zeltwanger et al.	
D923,876	S *	6/2021	Hasegawa	D28/76	2019/0133738	A1	5/2019	Rosen et al.	
11,135,085	B2 *	10/2021	Mikkonen	A61F 6/18	2019/0160332	A1	5/2019	Beer et al.	
2001/0001125	A1	5/2001	Schulman et al.		2020/0029812	A1	1/2020	Govari et al.	
2001/0047132	A1	11/2001	Johnson et al.		2020/0069161	A1	3/2020	Schentag et al.	
2002/0022836	A1	2/2002	Goble et al.		2020/0405142	A1 *	12/2020	Whitaker	
2002/0111586	A1	8/2002	Mosel et al.		2021/0321983	A1 *	10/2021	Miyamoto	
2003/0028180	A1	2/2003	Franco					A61B 1/317 A61B 8/12	
2004/0236223	A1	11/2004	Barnes et al.						
2004/0260207	A1	12/2004	Eini et al.						
2005/0148447	A1	7/2005	Nady						
2005/0177067	A1	8/2005	Tracey et al.						
2005/0256423	A1 *	11/2005	Kirsner	A61B 5/053 600/551					
2006/0036188	A1	2/2006	Hoffman et al.						
2006/0074289	A1	4/2006	Adler et al.						
2006/0084848	A1	4/2006	Mitchnick						
2006/0211911	A1	9/2006	Jao et al.						
2007/0066880	A1	3/2007	Lee et al.						
2007/0232882	A1	10/2007	Glossop et al.						
2007/0255090	A1	11/2007	Addington et al.						
2007/0265675	A1	11/2007	Lund et al.						
2007/0270686	A1	11/2007	Ritter et al.						
2008/0077053	A1	3/2008	Epstein et al.						
2008/0139876	A1	6/2008	Kim						
2008/0146941	A1	6/2008	Dala-Krishna						
2008/0149109	A1	6/2008	Ziv						
2008/0154131	A1	6/2008	Lee et al.						
2008/0171950	A1	7/2008	Franco						
2008/0300658	A1	12/2008	Meskens						
2009/0149740	A1	6/2009	Hoheisel						
2009/0216071	A1	8/2009	Zipper						
2009/0270963	A1	10/2009	Pelger et al.						
2009/0306509	A1	12/2009	Pedersen et al.						
2010/0069784	A1	3/2010	Blaivas						
2010/0174218	A1	7/2010	Shim						
2010/0222708	A1	9/2010	Hitchcock et al.						
2010/0249576	A1	9/2010	Askarinya et al.						
2010/0262049	A1	10/2010	Novak et al.						
2011/0054357	A1	3/2011	Egorov et al.						
2011/0077500	A1	3/2011	Shakiba						
2011/0190580	A1	8/2011	Bennett et al.						
2011/0190595	A1	8/2011	Bennett et al.						
2011/0196263	A1	8/2011	Egorov et al.						
FOREIGN PATENT DOCUMENTS									
					CA	2625428	A1	7/2007	
					CA	2862928	A1	8/2013	
					CN	204839545	U	12/2015	
					DE	10345282	B3	4/2005	
					DE	2020/18103016	U1	6/2018	
					EP	0268972	A2	6/1988	
					EP	2689724	A1	1/2014	
					EP	2809231	A4	9/2015	
					EP	3366212	A1	8/2018	
					GB	2492754	A	1/2013	
					JP	2002-143133	A	5/2002	
					JP	2011-183167	A	9/2011	
					RU	2307636	C1	10/2007	
					WO	WO-96/05768	A1	2/1996	
					WO	WO-99/05963	A1	2/1999	
					WO	WO-00/09013	A1	2/2000	
					WO	WO-00/23030	A1	4/2000	
					WO	WO-01/37732	A1	5/2001	
					WO	WO-02/17987	A2	3/2002	
					WO	WO-2006/107930	A2	10/2006	
					WO	WO-2007/136266	A1	11/2007	
					WO	WO-2010/131252	A2	11/2010	
					WO	WO-2011/050252	A1	4/2011	
					WO	WO-2011/121591	A2	10/2011	
					WO	WO-2011/159906	A2	12/2011	
					WO	WO-2012/079127	A1	6/2012	
					WO	WO-2012/138232	A1	10/2012	
					WO	WO-2013/082006	A1	6/2013	
					WO	WO-2013/116310	A1	8/2013	
					WO	WO-2015/103629	A1	7/2015	
					WO	WO-2016/026914	A2	2/2016	
					WO	WO-2016/042310	A1	3/2016	
					WO	WO-2016/067023	A1	5/2016	
					WO	WO-2016/119002	A1	8/2016	

WO	WO-2017/149688 A1	9/2017
WO	WO-2018/023037 A1	2/2018
WO	WO-2019/084468 A1	5/2019
WO	WO-2019/084469 A1	5/2019
WO	WO-2020/092343 A1	5/2020

OTHER PUBLICATIONS

Glazer et al., "Pelvic floor muscle biofeedback in the treatment of urinary incontinence: A literature review," *Appl Psychophysiol Biofeedback*. 31(3):187-201 (2006) (Abstract only).

Kandadai et al., "Correct Performance of Pelvic Muscle Exercises in Women Reporting Prior Knowledge," *Female Pelvic Med Reconstr Surg*. 21(3):135-40 (2015).

Malcovati et al., *Interface Circuitry and Microsystems. MEMS—A Practical Guide to Design, Analysis, and Applications*. Jan G. Korvink and Oliver Paul, 901-942 (2006).

Moen et al., "Pelvic floor muscle function in women presenting with pelvic floor disorders," *Int Urogynecol J Pelvic Floor Dysfunct*. 20(7):843-6 (2009).

Nygaard et al., "Efficacy of pelvic floor muscle exercises in women with stress, urge, and mixed urinary incontinence," *Am J Obstet Gynecol*. 174(1 Pt 1):120-125 (1996) (Abstract only).

Parekh et al., "The role of pelvic floor exercises on post-prostatectomy incontinence," *J Urol*. 170(1):130-33 (2003) (Abstract Only) (2 pages).

Rosenbaum et al., "The Role of Pelvic Floor Physical Therapy in the Treatment of Pelvic and Genital Pain-Related Sexual Dysfunction," *J Sex Med*. 5(3): 513-23 (2008).

Rosenbaum, "Pelvic floor involvement in male and female sexual dysfunction and the role of pelvic floor rehabilitation in treatment: a literature review," *J Sex Med*. 4(1):4-13 (2007) (Abstract only) (2 pages).

Rosenblatt et al., "Evaluation of an accelerometer-based digital health system for the treatment of female urinary incontinence: A pilot study," *Neurourol Urodyn*. 38(7): 1944-1952 (2019).

Rosenblatt et al., "Interactive Pelvic Floor Muscle Training for Female Urinary Incontinence," *Renovia, Inc.*, retrieved Apr. 30, 2019 from <renoviainc.com/wp-content/uploads/2018/04/REN005_01-White-Paper-12Apr18-FINAL.pdf> (2018) (6 pages).

* cited by examiner

Primary Examiner — Clint A Samuel

(74) *Attorney, Agent, or Firm* — Clark & Elbing LLP

(57)

CLAIM

The ornamental design for an intravaginal device assembly, substantially as shown and described.

DESCRIPTION

FIG. 1 is a front and left side perspective view of an intravaginal device assembly, with the intravaginal device removed from the case for ease of illustration, embodying the claimed design;

FIG. 2 is an enlarged front view of the intravaginal device of FIG. 1;

FIG. 3 is an enlarged rear view of the intravaginal device of FIG. 1;

FIG. 4 is a top view of the intravaginal device of FIG. 1; FIG. 5 is a bottom view of the intravaginal device of FIG. 1;

FIG. 6 is a right side view of the intravaginal device of FIG. 1;

FIG. 7 is a left side view of the intravaginal device of FIG. 1;

FIG. 8 is a front and left side perspective view of a case, in a closed position, containing the intravaginal device shown in FIG. 1;

FIG. 9 is an exploded view of the case and intravaginal device of FIG. 8;

FIG. 10 is a front and left side perspective view of a partially opened case containing the intravaginal device shown in FIG. 1;

FIG. 11 is an enlarged front view of the case containing the intravaginal device shown in FIG. 8;

FIG. 12 is an enlarged rear view of the case containing the intravaginal device shown in FIG. 8;

FIG. 13 is a right side view of the case and intravaginal device shown in FIG. 10;

FIG. 14 is a left side view of the case and intravaginal device shown in FIG. 10;

FIG. 15 is a top view of the case and intravaginal device shown in FIG. 10; and,

FIG. 16 is a bottom view of the case and intravaginal device shown in FIG. 10.

The broken lines show portions of the intravaginal device assembly that form no part of the claimed design.

1 Claim, 10 Drawing Sheets

FIG. 1

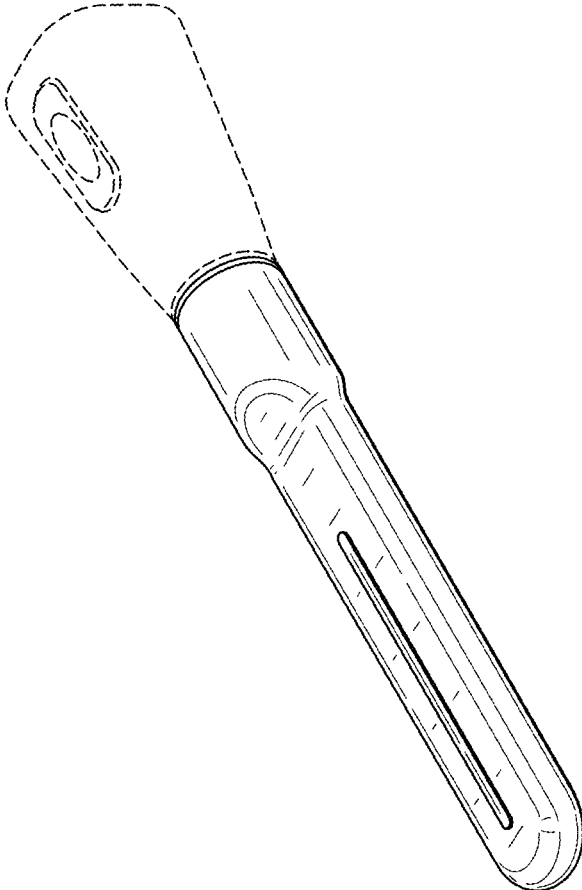


FIG. 2

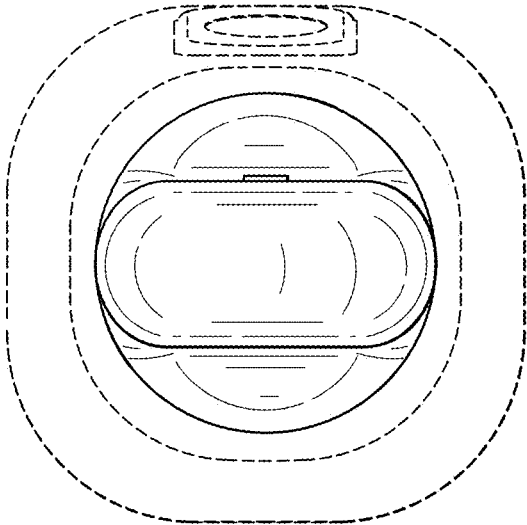


FIG. 3

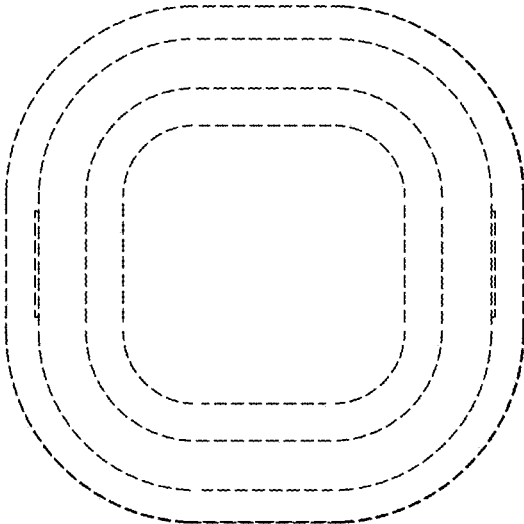


FIG. 4

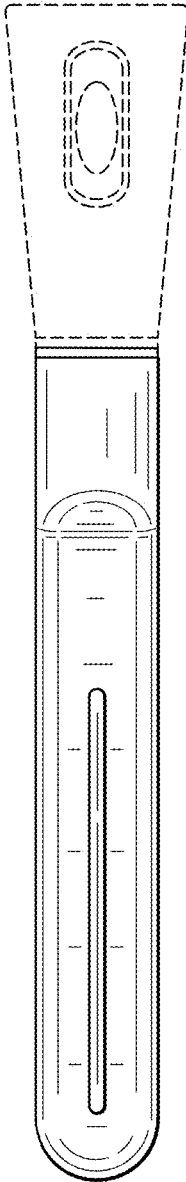


FIG. 5

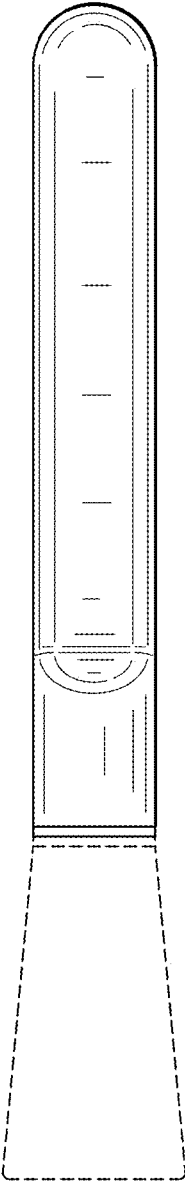


FIG. 6

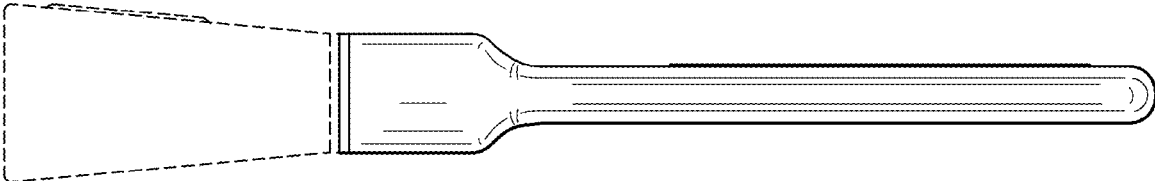


FIG. 7

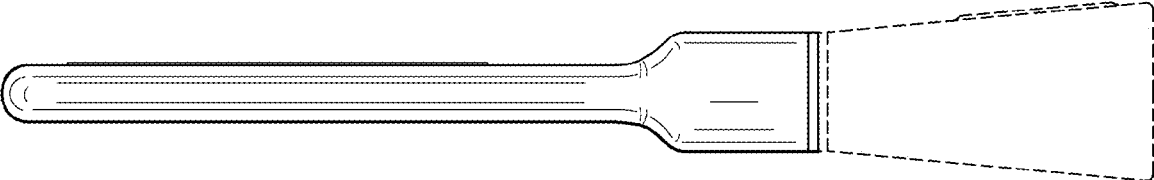
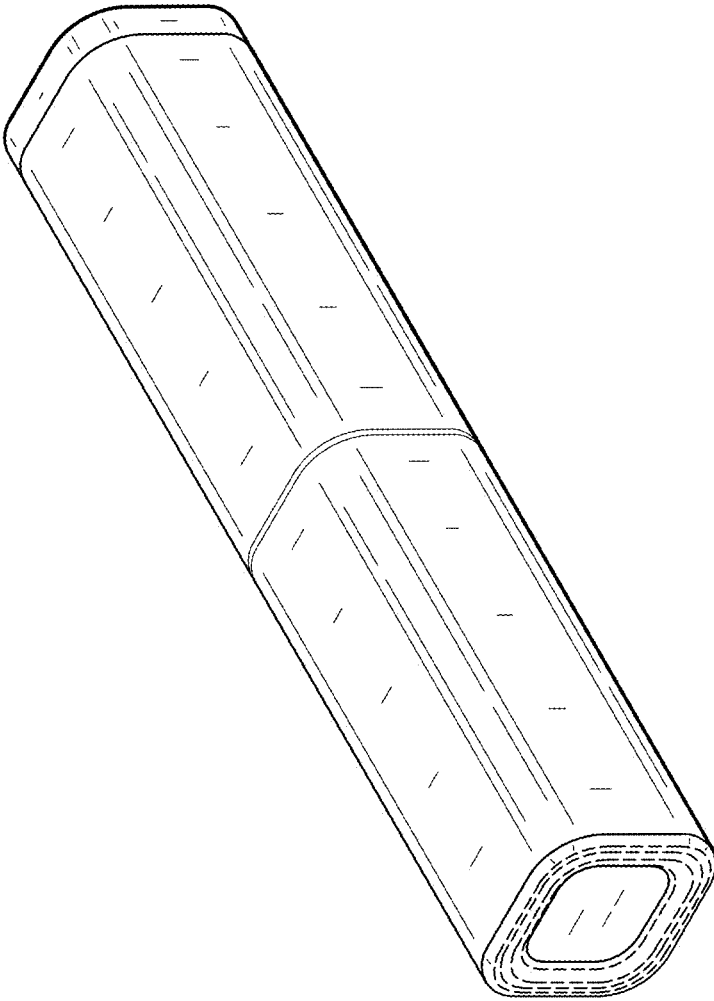


FIG. 8



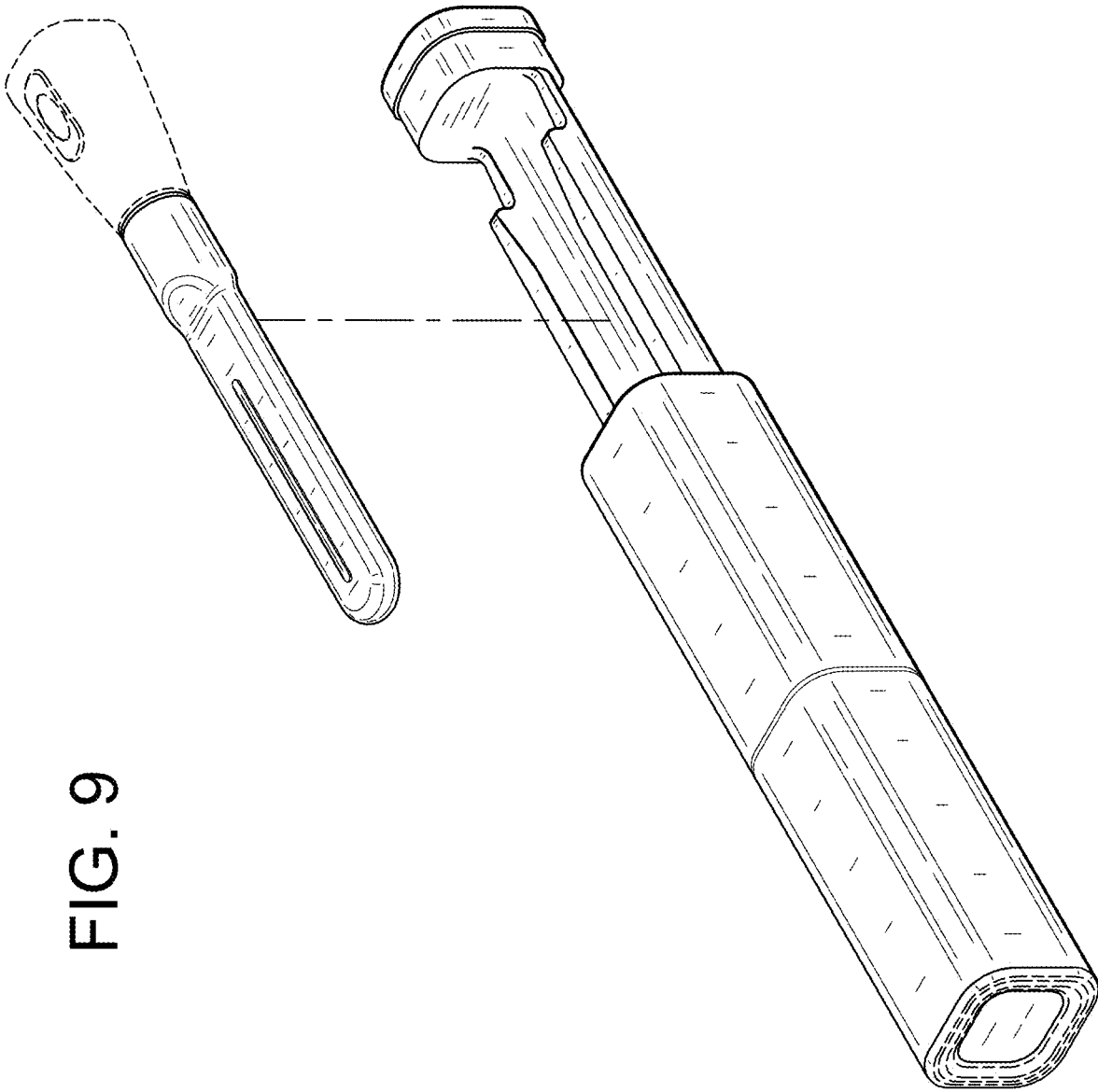


FIG. 9

FIG. 10

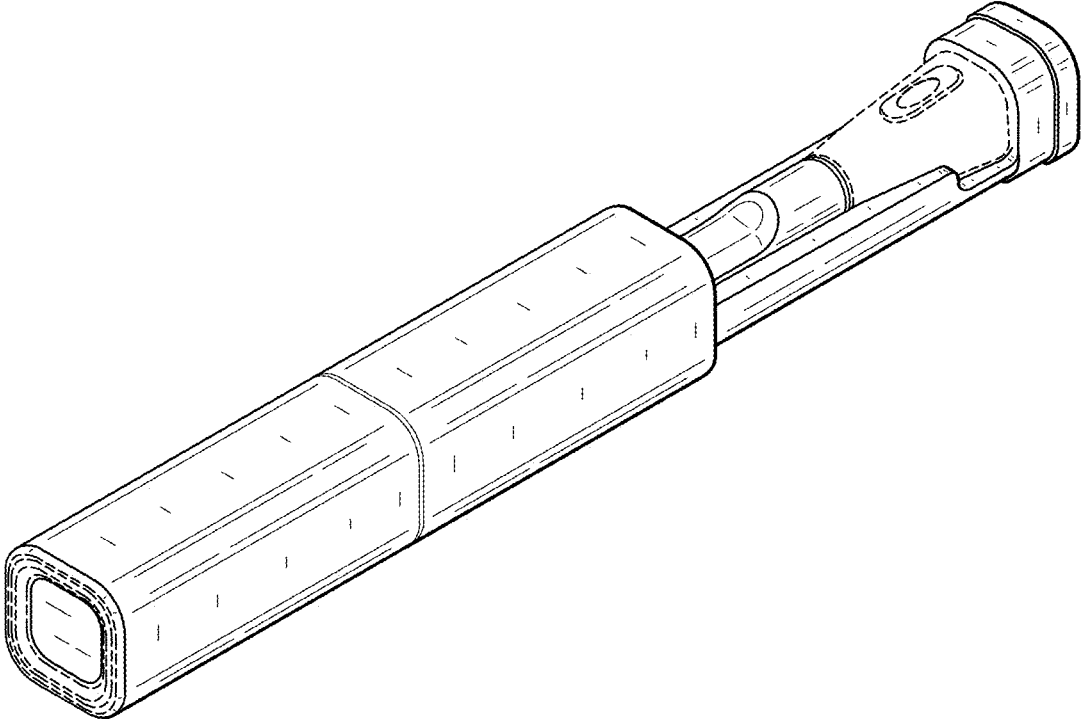


FIG. 11

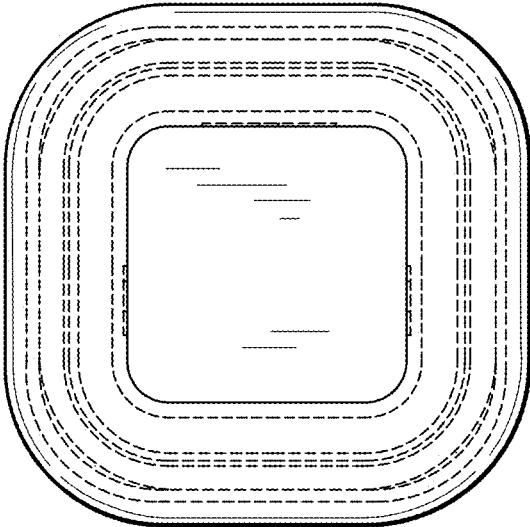


FIG. 12

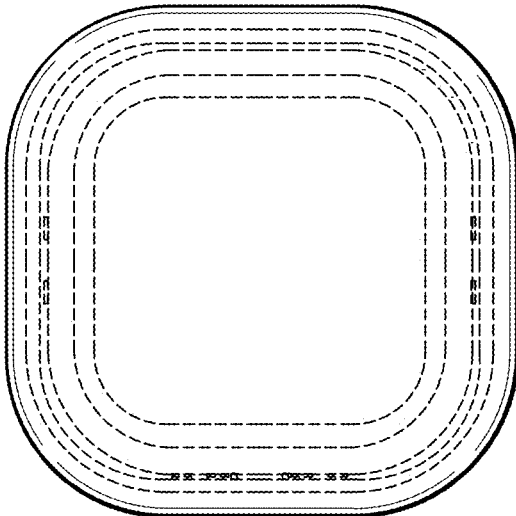


FIG. 13




FIG. 14

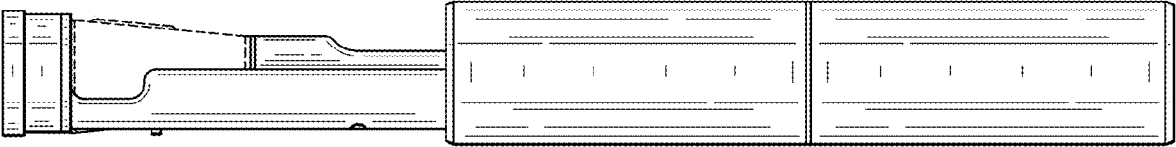


FIG. 15




FIG. 16

