



US00D412000S

United States Patent [19]

[11] Patent Number: Des. 412,000

Harris et al.

[45] Date of Patent: ** Jul. 13, 1999

[54] TELEPHONE KEY ARRANGEMENT

D. 389,488 1/1998 Williams et al. D14/247
5,333,176 7/1994 Burke et al. 455/90

[75] Inventors: **Daryl R. Harris**, Chicago; **Daniel T. Berg**, Antioch; **Simon F. Vollmer**, Buffalo Grove, all of Ill.

OTHER PUBLICATIONS

Japanese advertisement, Paldio 201T telephone, Nov. 1997.
Japanese advertisement, Toshiba and Mitsubishi telephones, Nov. 1997.

[73] Assignee: **Motorola, Inc.**, Schaumburg, Ill.

U.S. Patent Application Serial No. 29/067,944, Attorney Docket No. CE01465R—Harris, et al., *Telephone Housing*, Motorola, Inc., filed Mar. 10, 1997.

[**] Term: **14 Years**

U.S. Patent Application Serial No. 29/074,228, Attorney Docket No. CE01625R—Harris, et al., *Telephone Housing*, Motorola, Inc., filed Jul. 29, 1997.

[21] Appl. No.: **29/080,172**

[22] Filed: **Dec. 2, 1997**

Related U.S. Application Data

- [51] LOC (6) Cl. **14-03**
- [52] U.S. Cl. **D14/247**
- [58] Field of Search D14/147, 148, D14/137, 138, 140, 142, 240, 247, 100, 115, 107, 114, 218; 379/433, 434, 419, 420, 428, 440; 455/90, 550-575; D18/2, 7; D13/168; D21/48

Primary Examiner—Jeffrey Asch
Attorney, Agent, or Firm—Mark D. Patrick

[57] CLAIM

The ornamental design for a telephone key arrangement, as shown and described.

DESCRIPTION

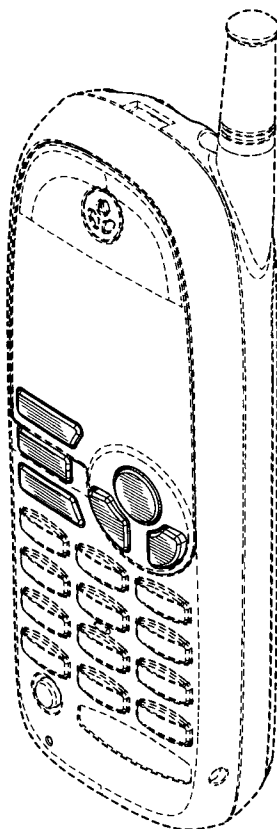
FIG. 1 is a perspective view of a telephone key arrangement showing our new design; and, FIG. 2 is a front elevational view thereof. The non-disclosed portions of the button edges are the same in appearance as the edges disclosed in FIG. 1. The broken line showings of FIGS. 1 and 2 are for illustrative purposes only and form no part of the claimed design.

[56] References Cited

U.S. PATENT DOCUMENTS

- D. 351,159 10/1994 Nakano D14/138
- D. 370,672 6/1996 Hughes D14/138
- D. 383,748 9/1997 Harris et al. .
- D. 386,494 11/1997 Harris et al D14/138 X
- D. 388,793 1/1998 Williams et al. D14/247
- D. 389,157 1/1998 Williams et al. D14/247

1 Claim, 1 Drawing Sheet



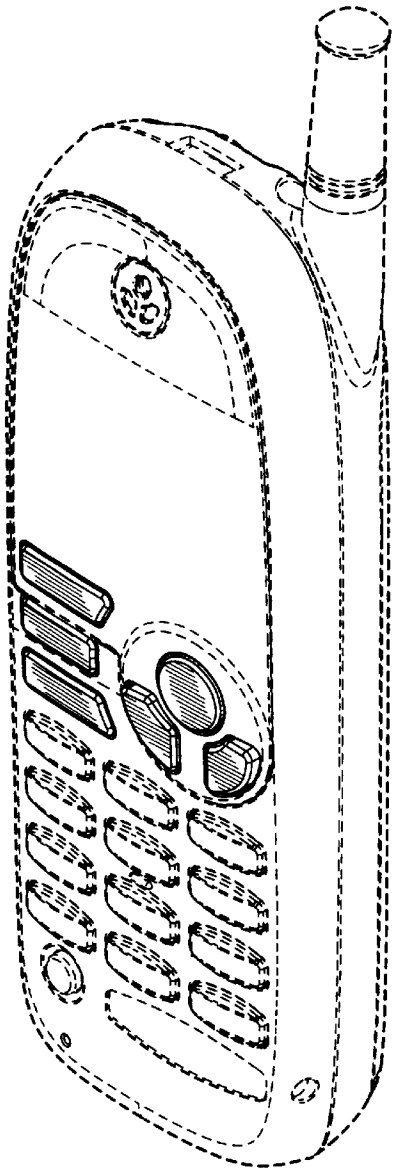


FIG. 1




FIG. 2