



US 20140068460A1

(19) **United States**

(12) **Patent Application Publication**  
**Heynen et al.**

(10) **Pub. No.: US 2014/0068460 A1**

(43) **Pub. Date: Mar. 6, 2014**

(54) **SHARING TELEVISION AND VIDEO PROGRAMMING THROUGH SOCIAL NETWORKING**

**Publication Classification**

(51) **Int. Cl.**  
**G06F 3/0481** (2006.01)  
(52) **U.S. Cl.**  
CPC ..... **G06F 3/0481** (2013.01)  
USPC ..... **715/753**

(71) Applicants: **Mark Heynen**, San Francisco, CA (US);  
**Michael John McKenzie Toksvig**, Palo Alto, CA (US); **Erick Tseng**, San Francisco, CA (US); **Patrick Underwood**, Palo Alto, CA (US)

(57) **ABSTRACT**

(72) Inventors: **Mark Heynen**, San Francisco, CA (US);  
**Michael John McKenzie Toksvig**, Palo Alto, CA (US); **Erick Tseng**, San Francisco, CA (US); **Patrick Underwood**, Palo Alto, CA (US)

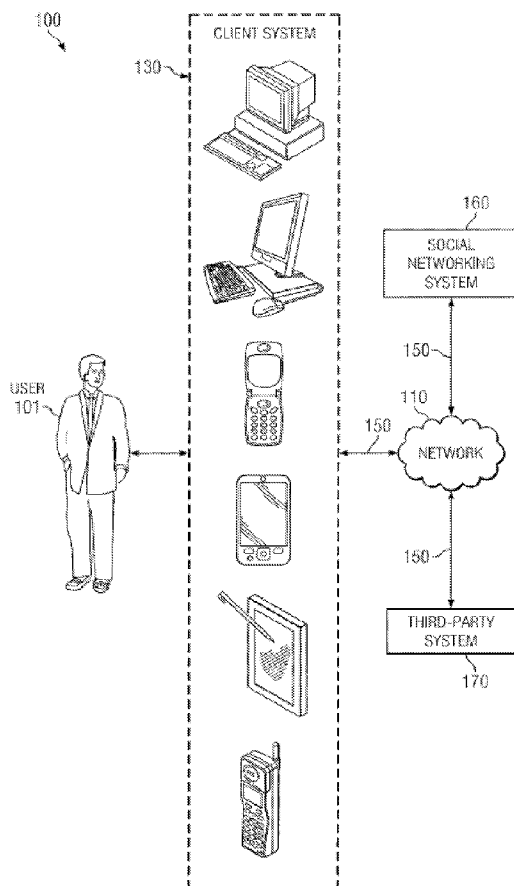
In particular embodiments, one or more computer systems of a social-networking system identify media content being viewed on a first display device by a user of the social-networking system and receive an indication that the user has selected a time-sensitive button. The one or more computer systems of the social-networking system generate social content according to the identified media content and the indication that the user has selected the time-sensitive button. The one or more computer systems of the social-networking system update a graph of the social-networking system to include the social content. The graph has a plurality of nodes and edges connecting the nodes. The nodes include user nodes that are each associated with a particular user of the social-networking system.

(21) Appl. No.: **13/691,122**

(22) Filed: **Nov. 30, 2012**

**Related U.S. Application Data**

(62) Division of application No. 13/602,011, filed on Aug. 31, 2012.



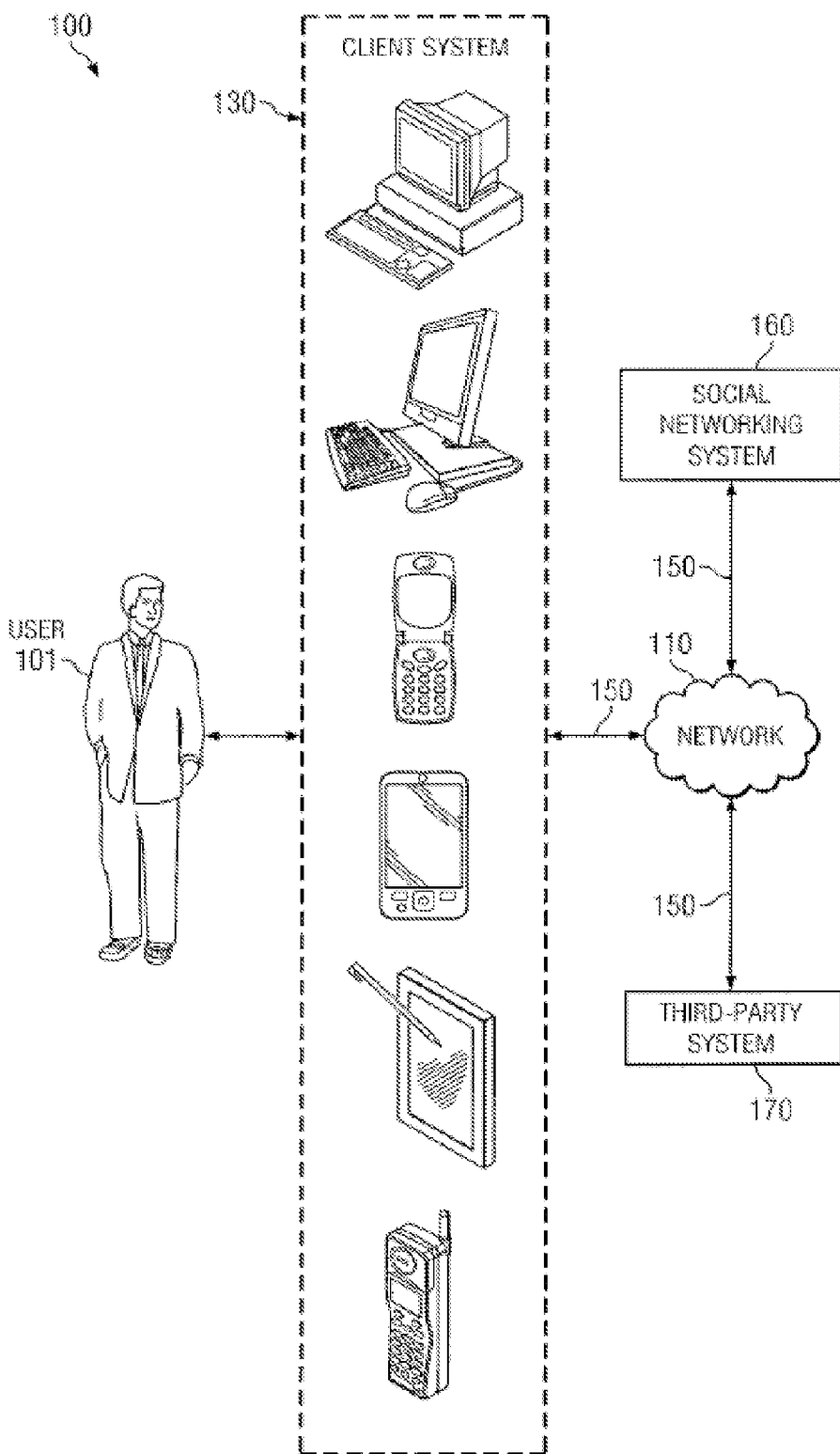


FIG. 1

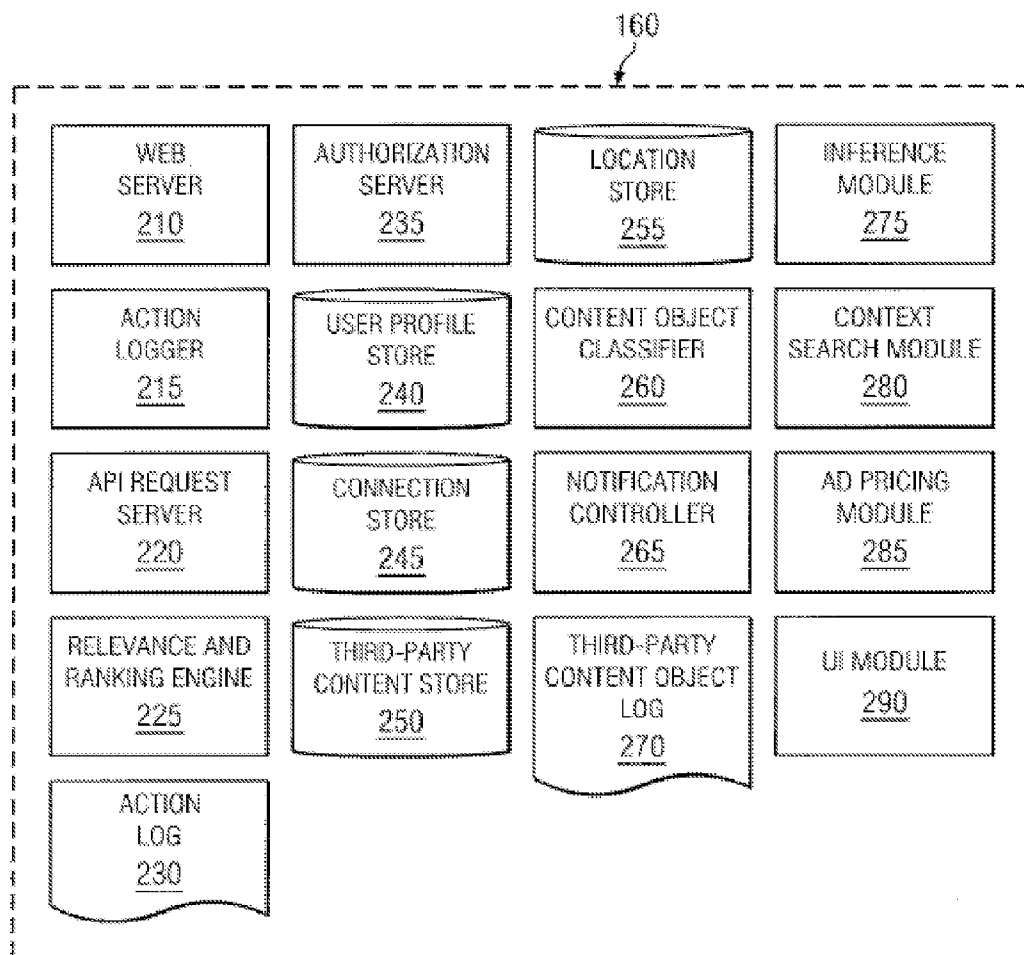


FIG. 2

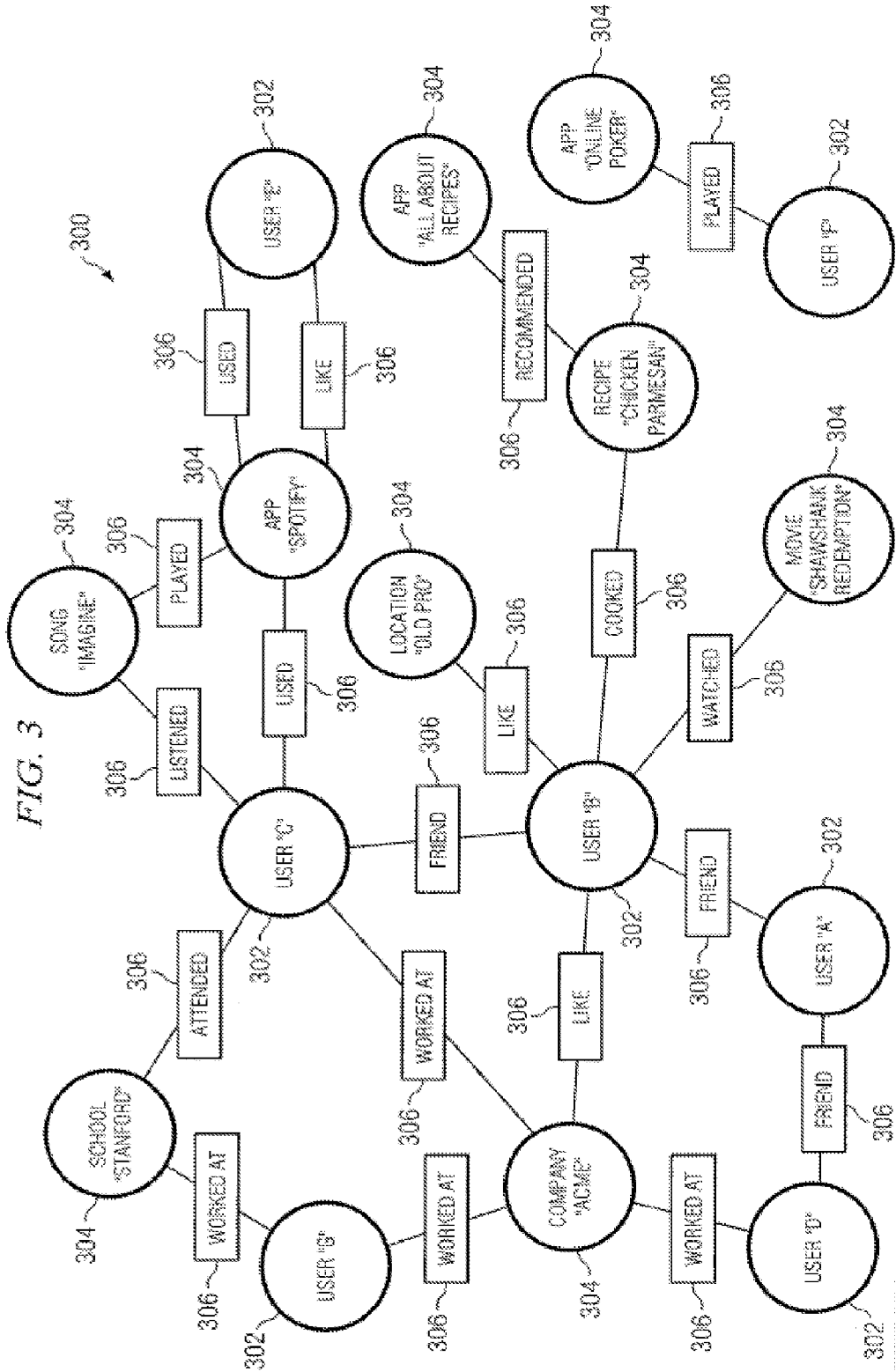


FIG. 3

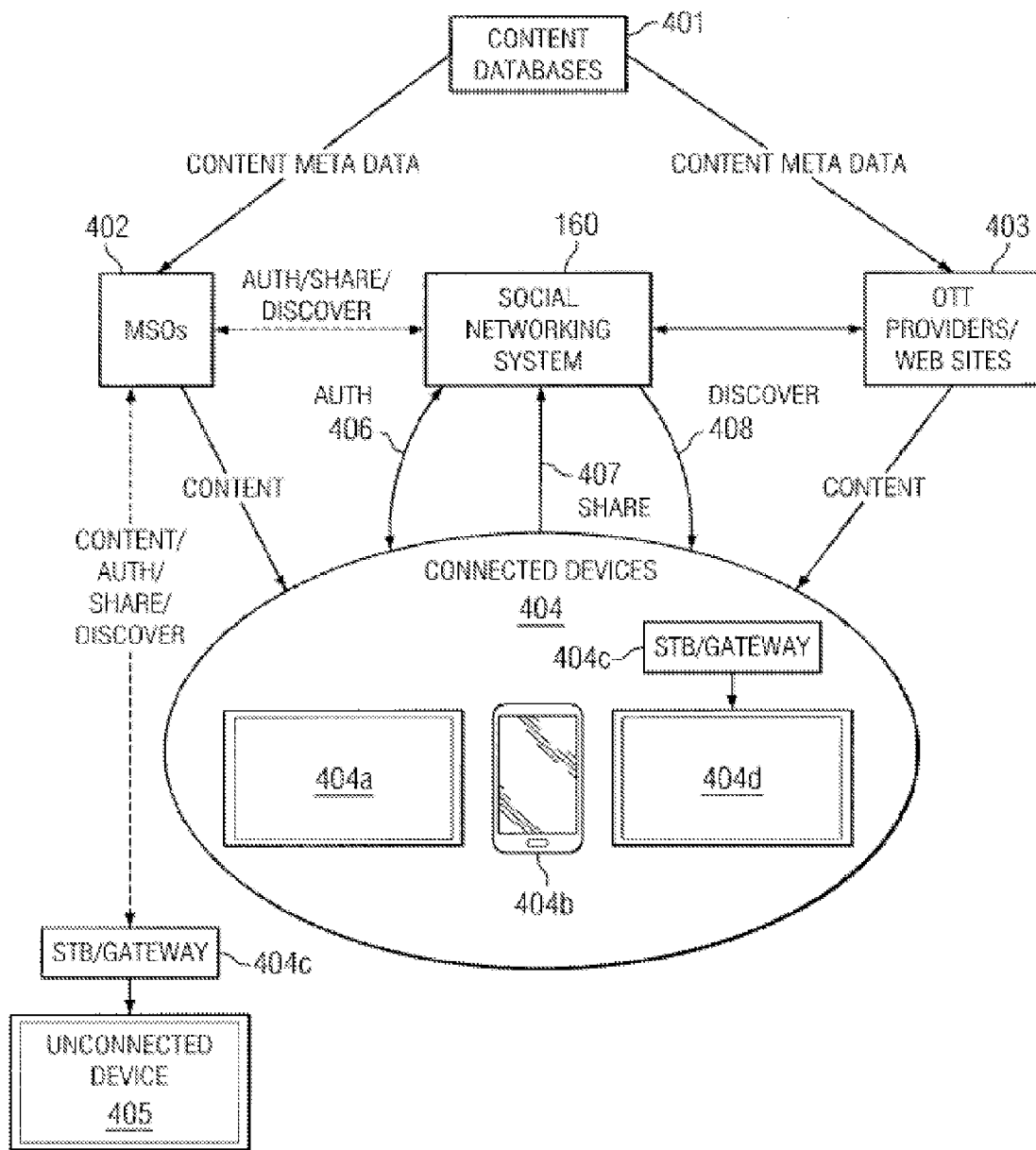


FIG. 4

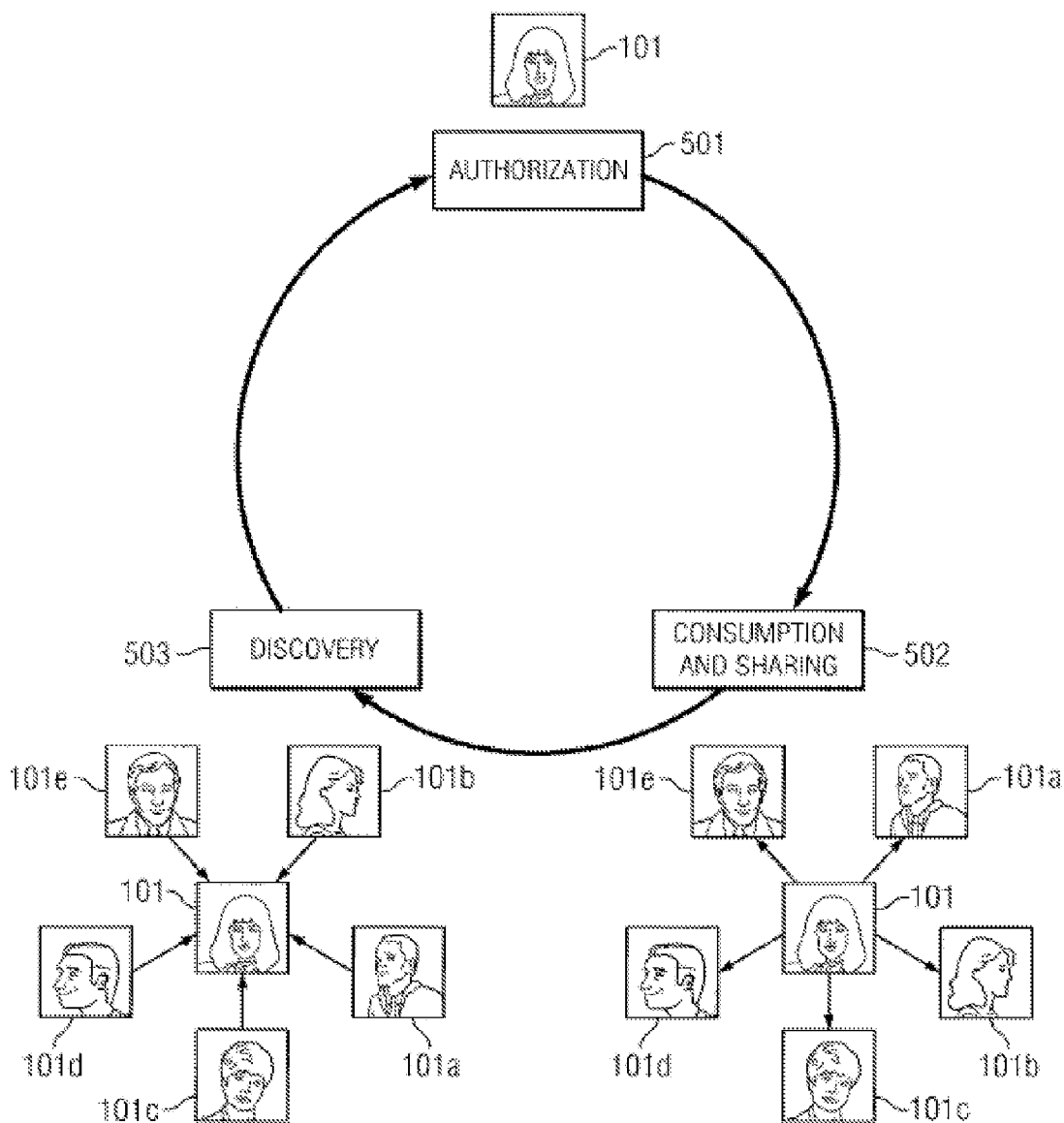


FIG. 5

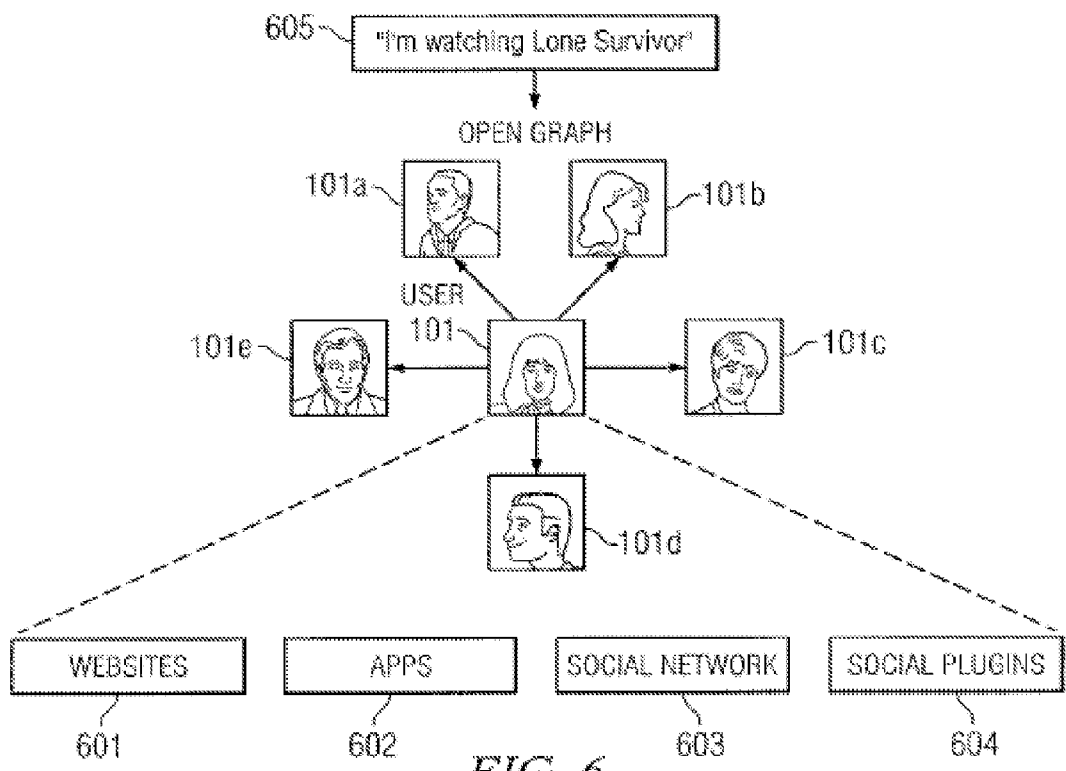


FIG. 6

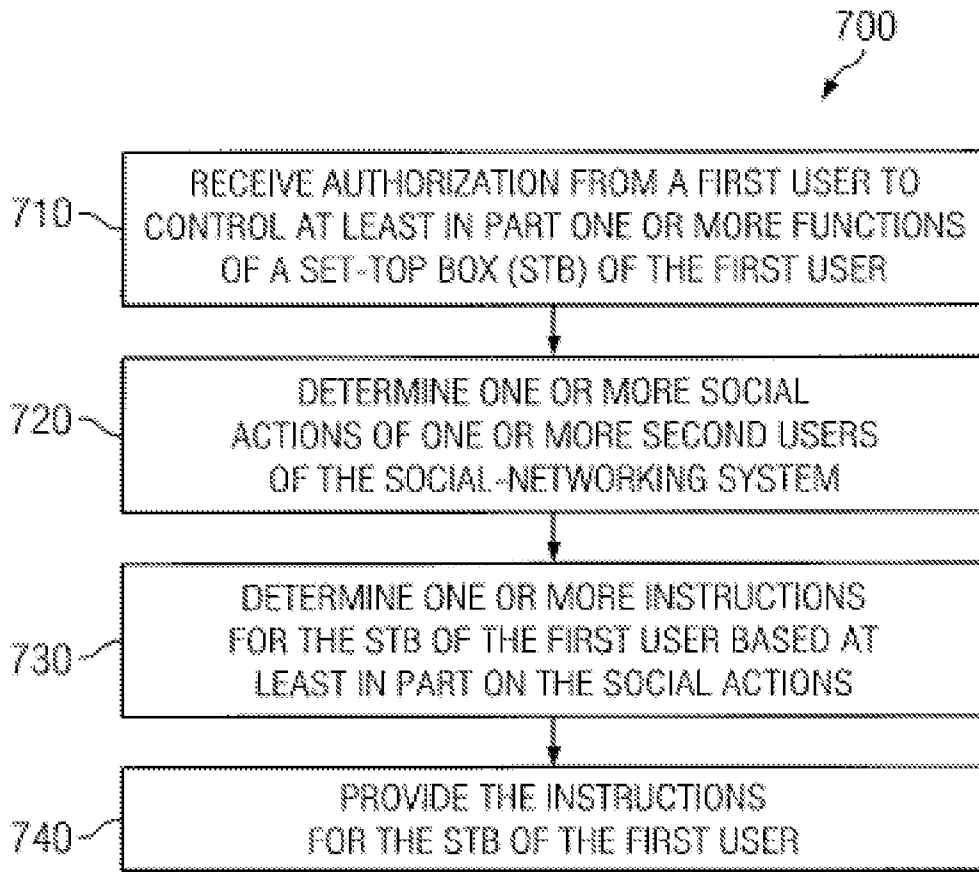


FIG. 7



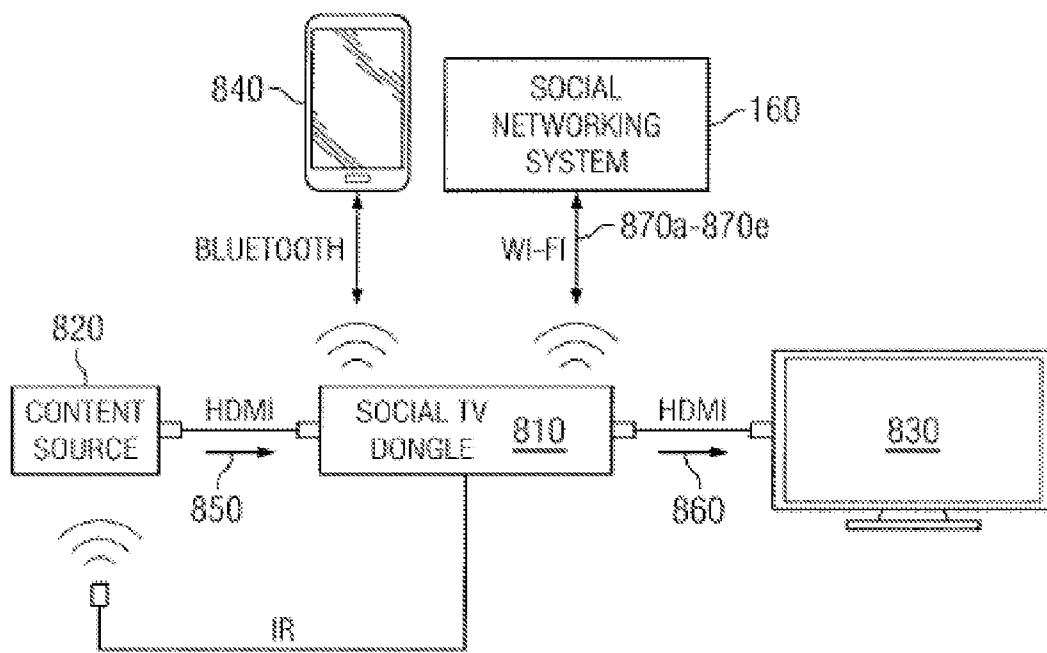


FIG. 8

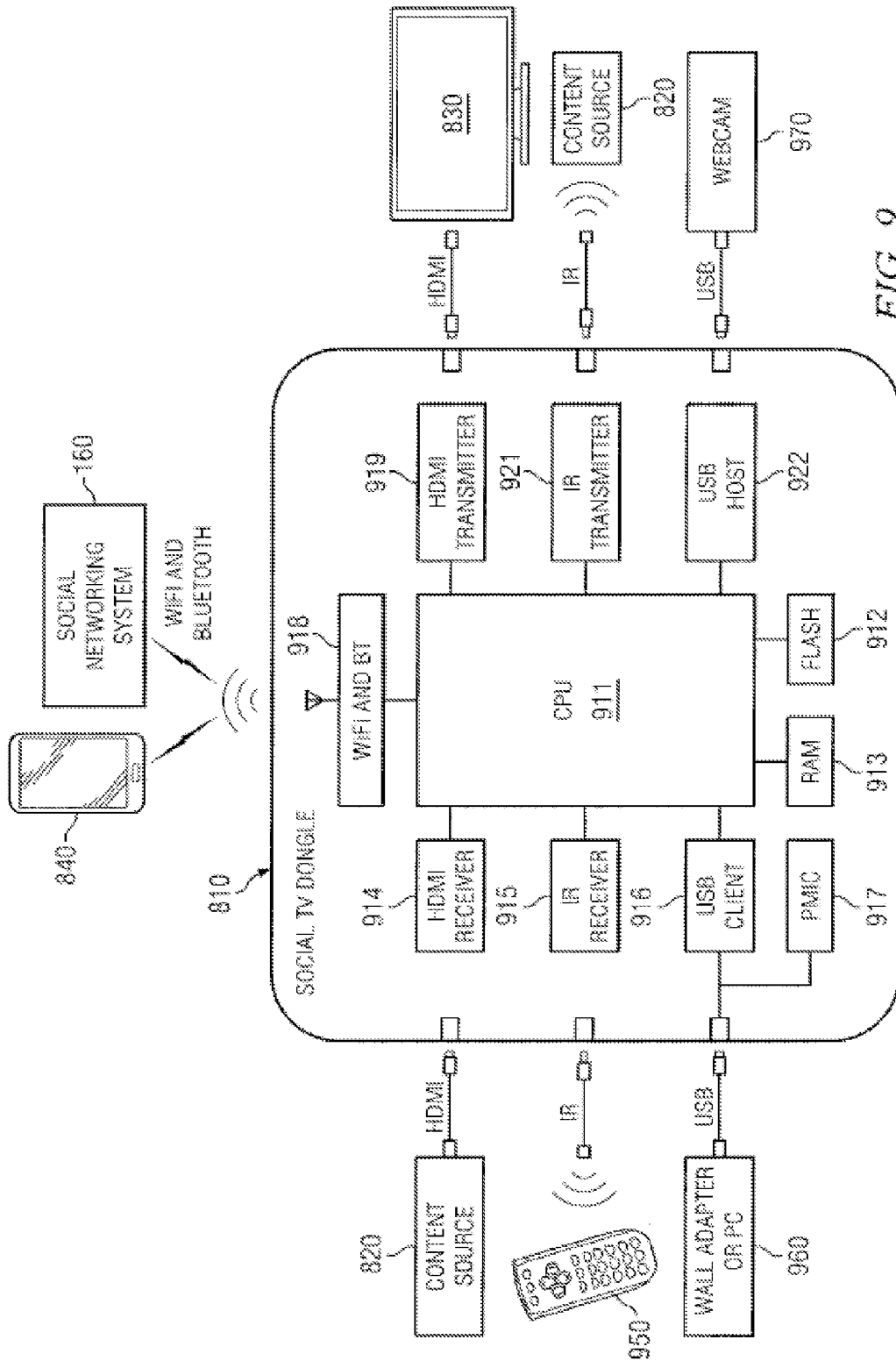
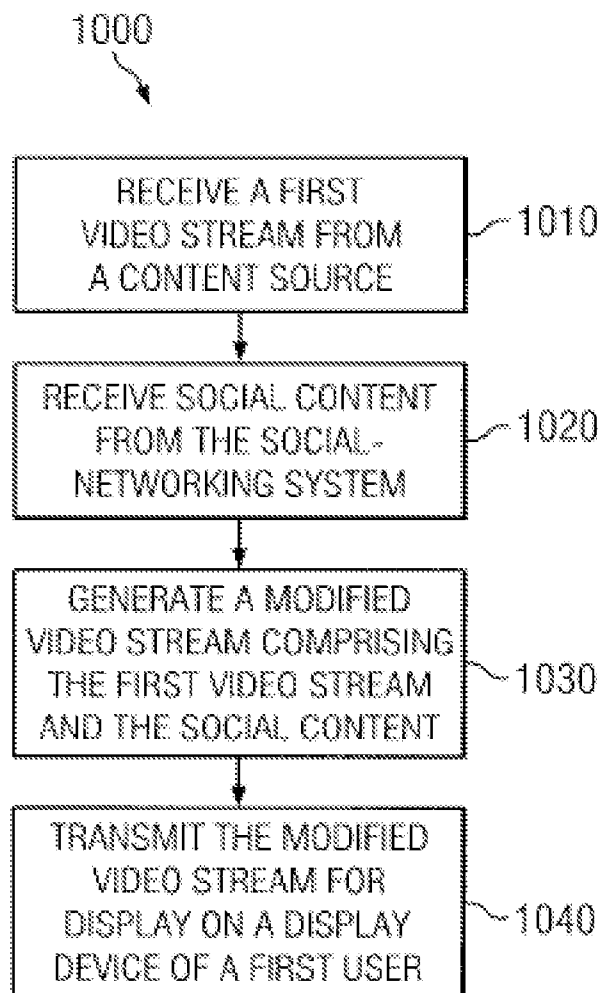
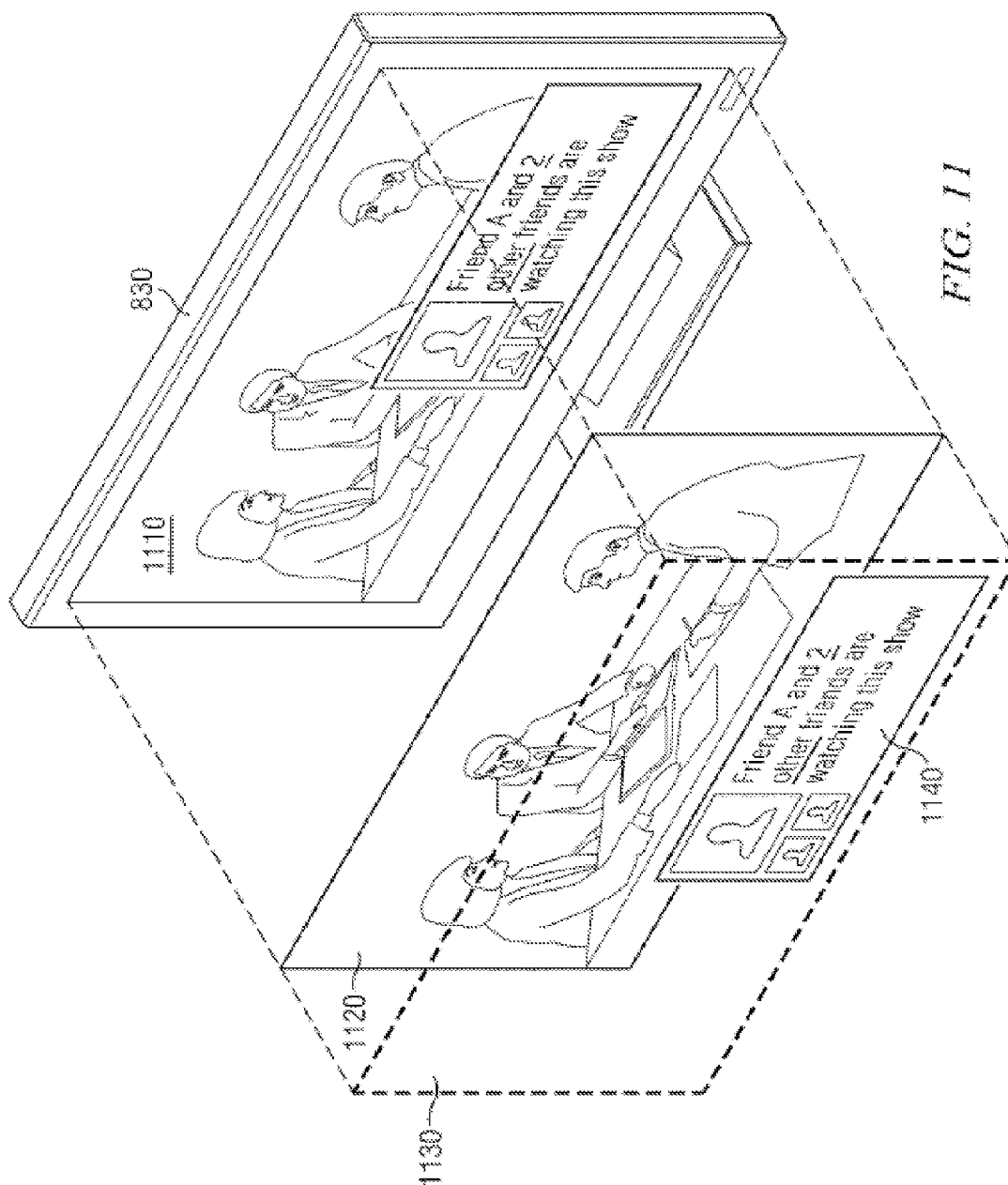
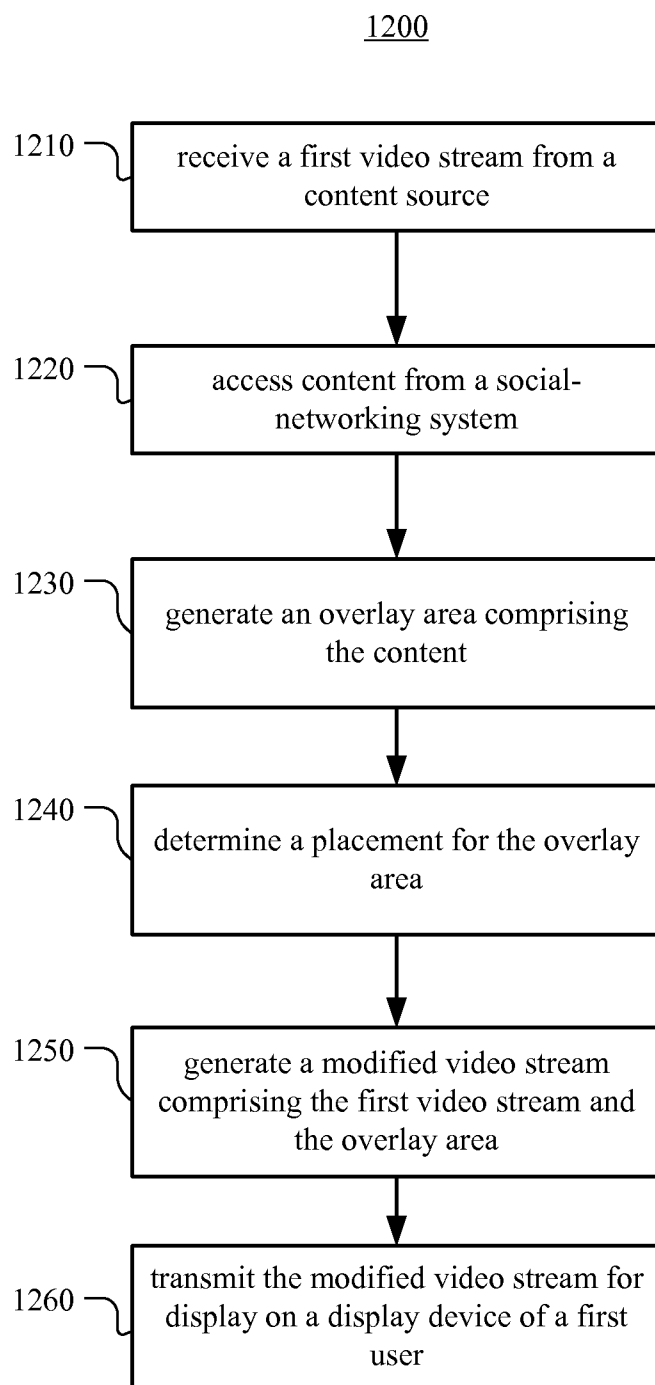


FIG. 9



*FIG. 10*



**FIG. 12**

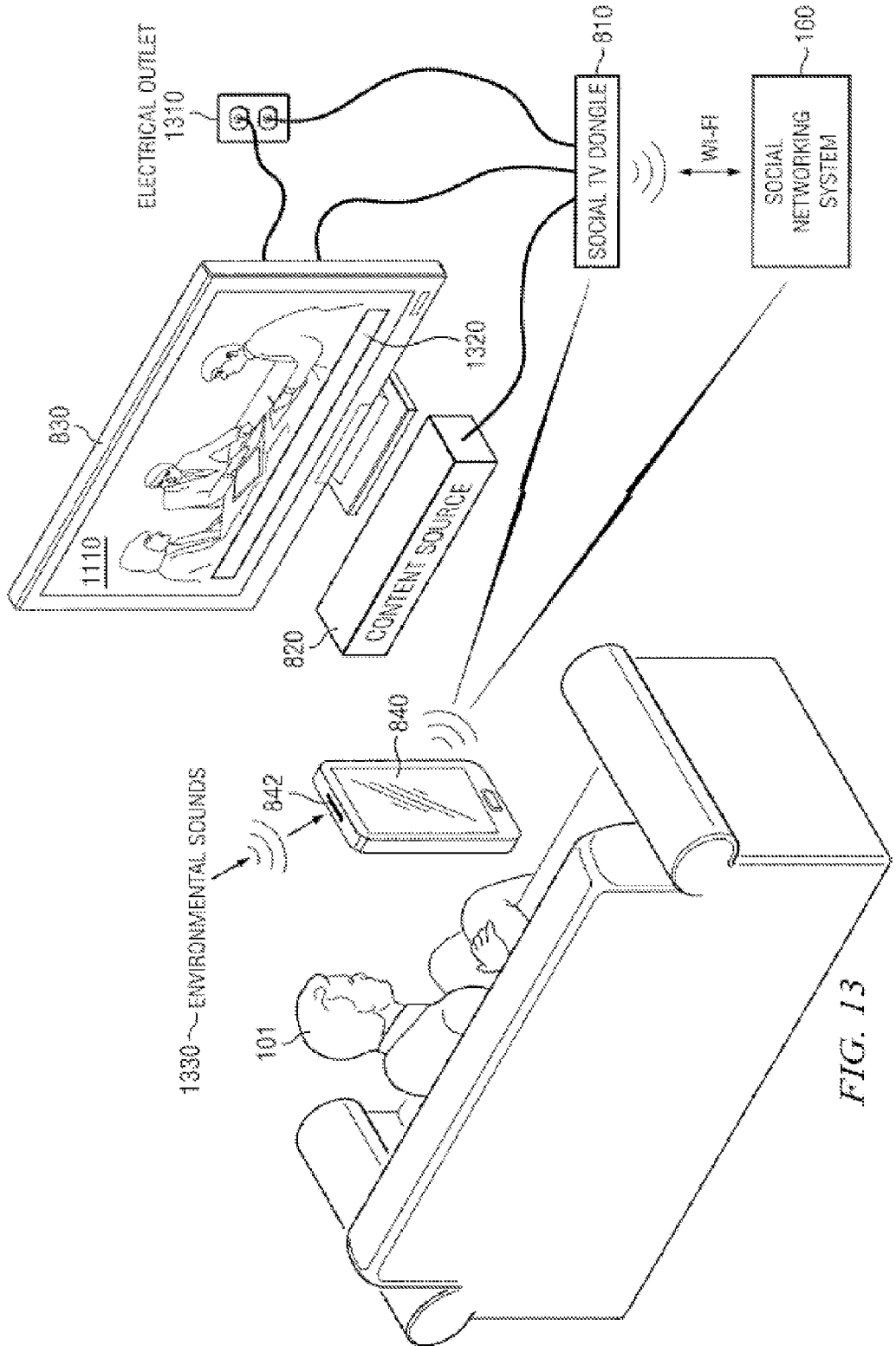
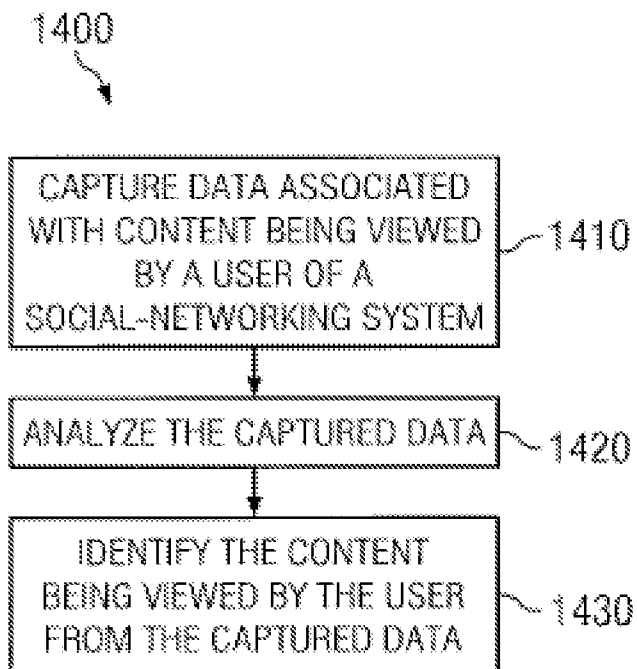


FIG. 13



*FIG. 14*

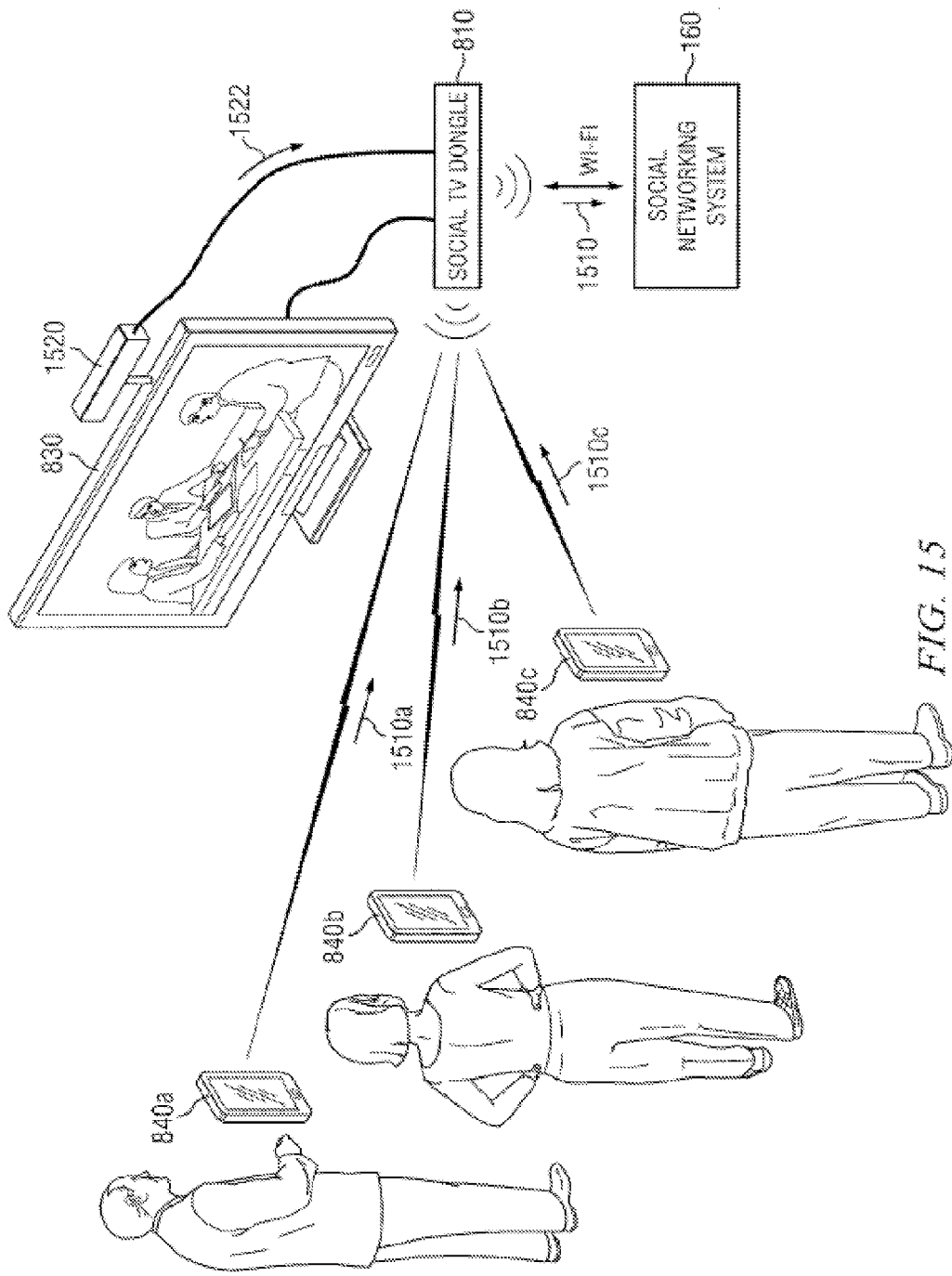


FIG. 15



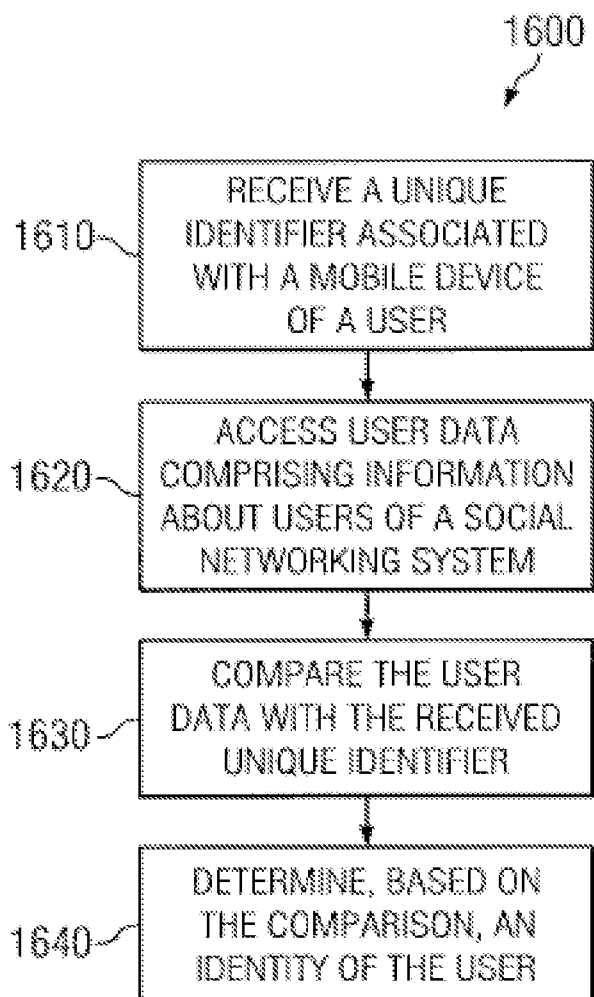


FIG. 16

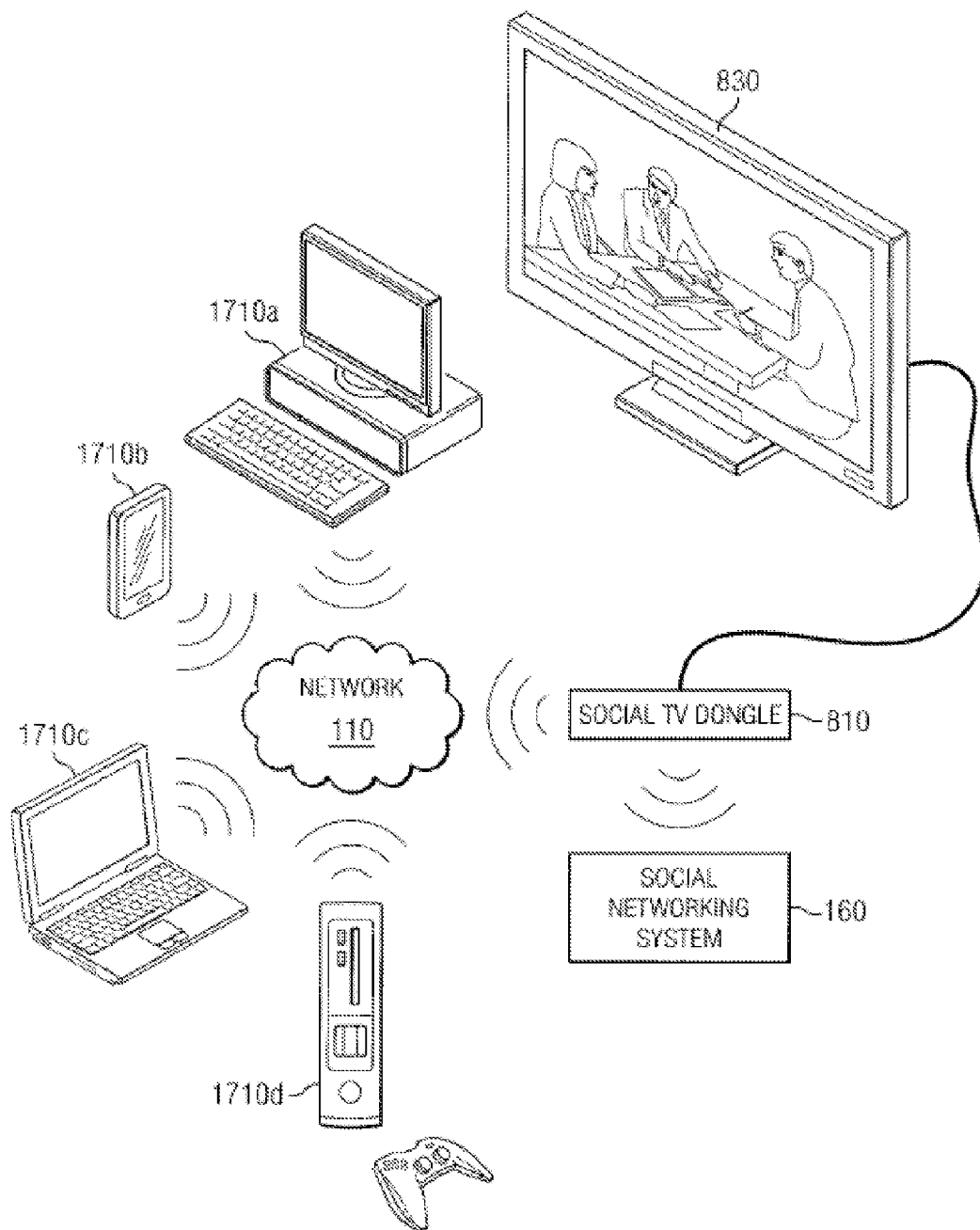
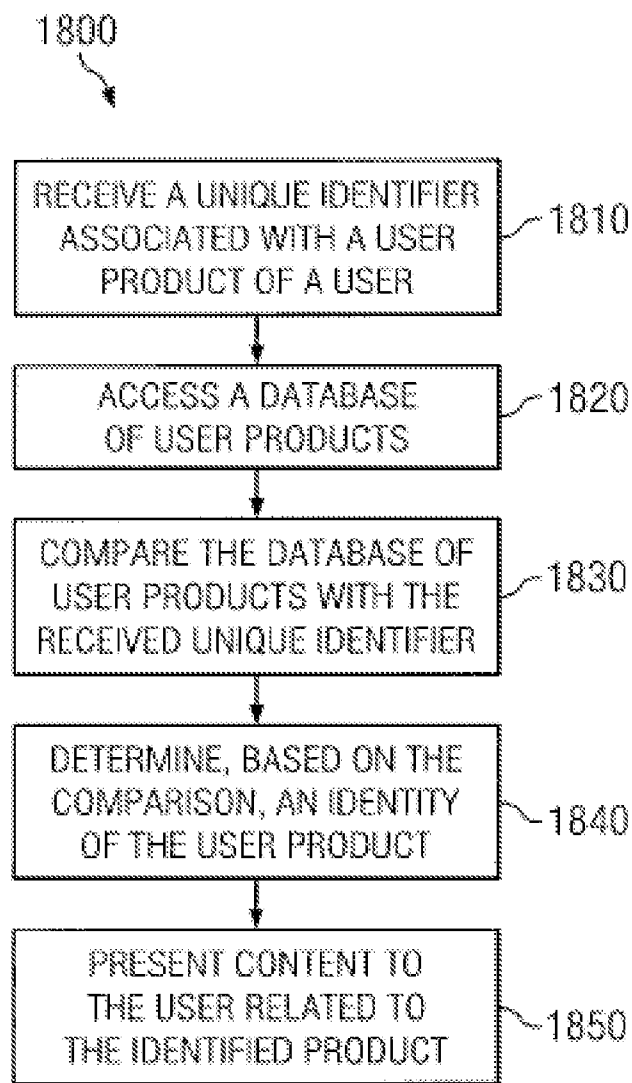


FIG. 17



*FIG. 18*

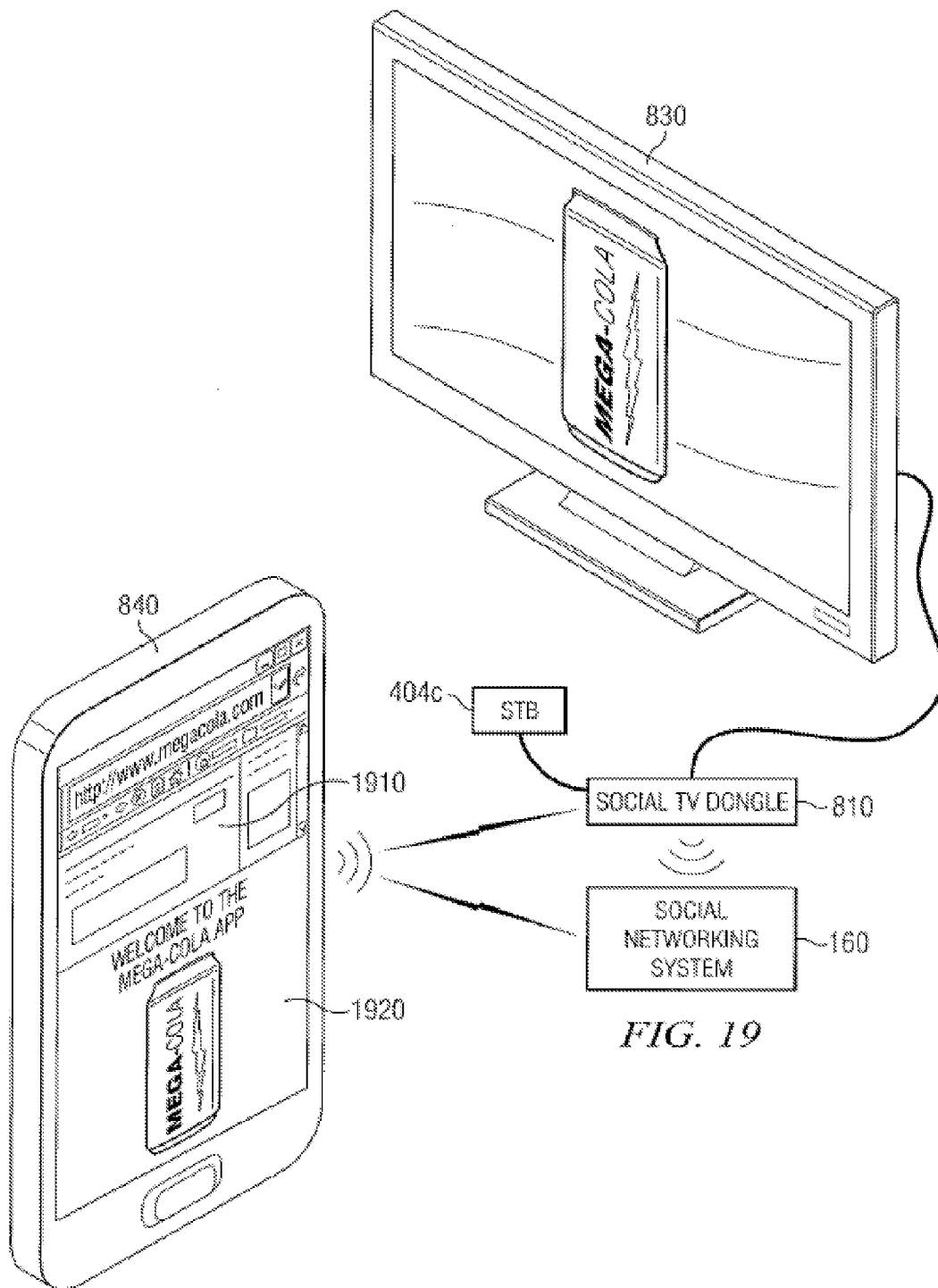


FIG. 19

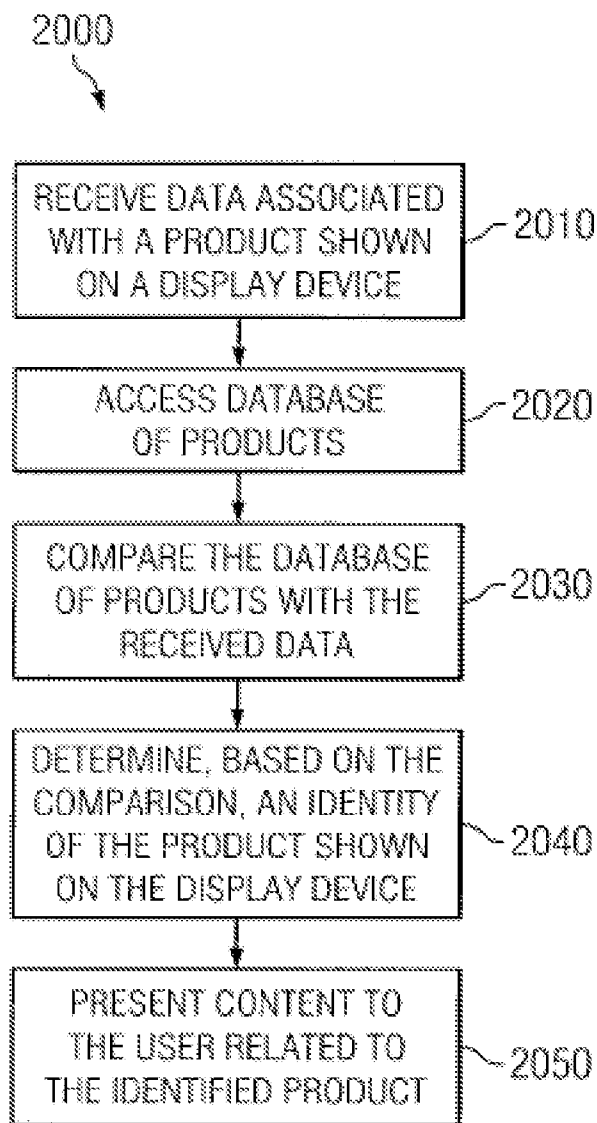


FIG. 20

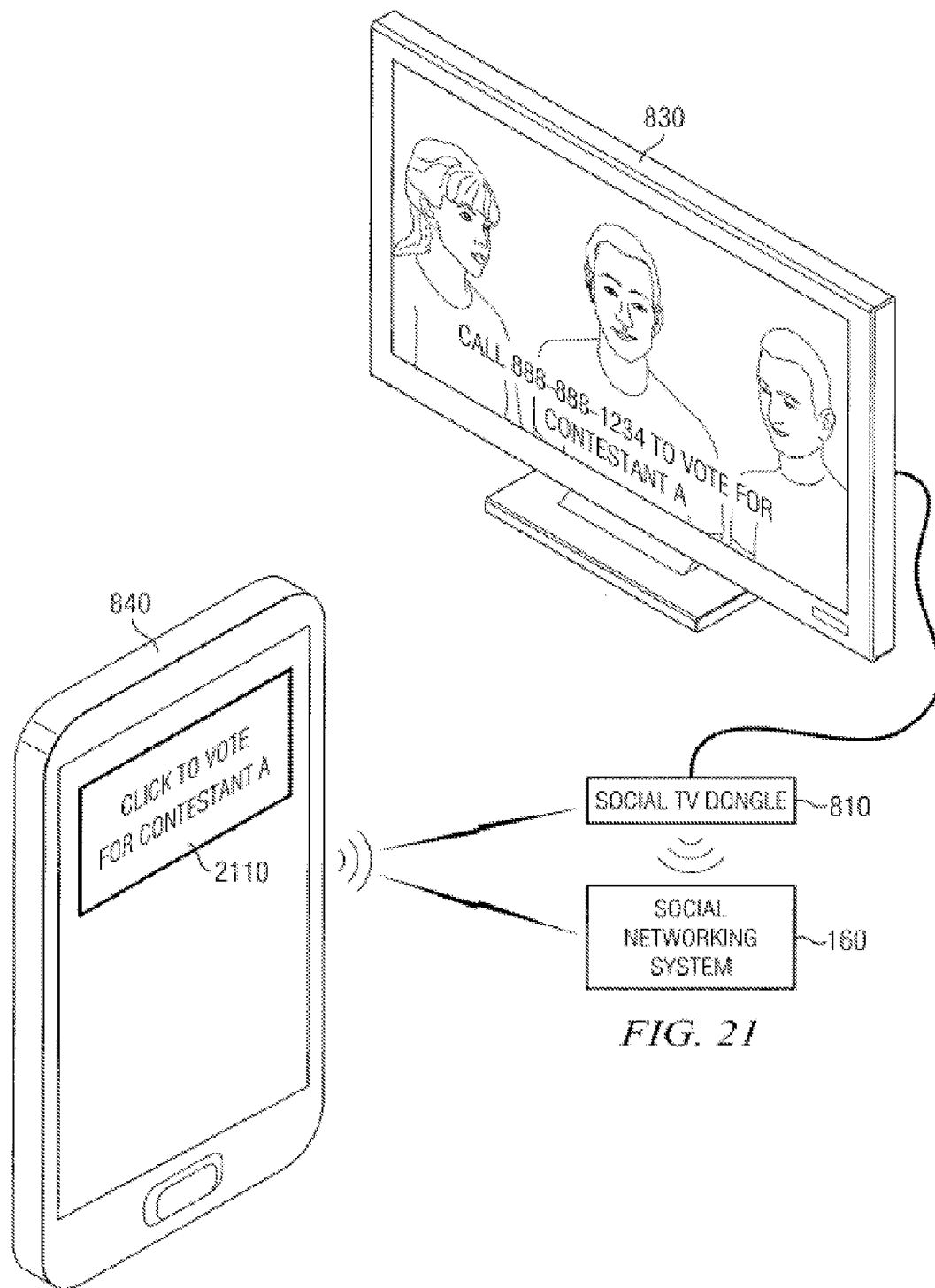


FIG. 21

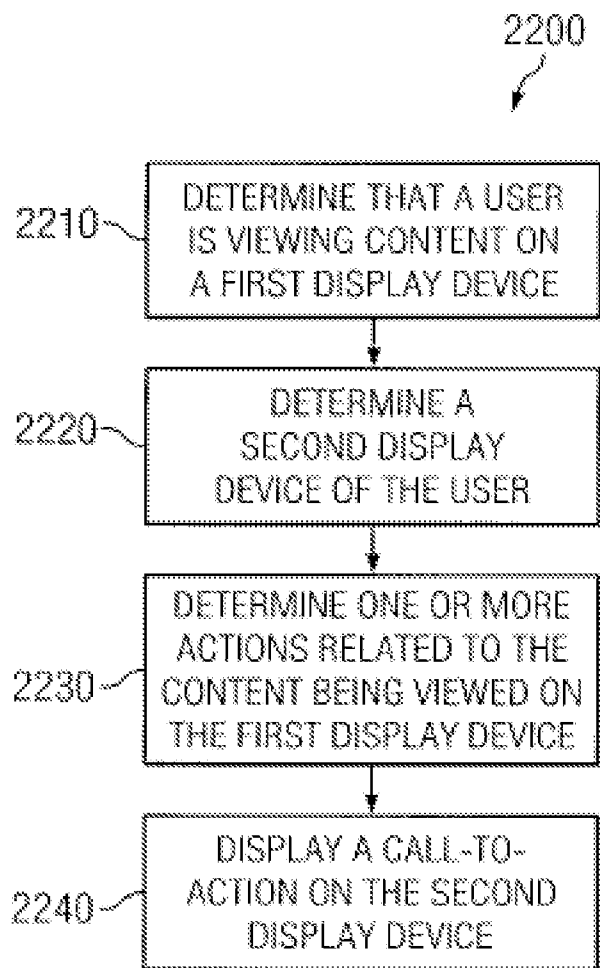


FIG. 22

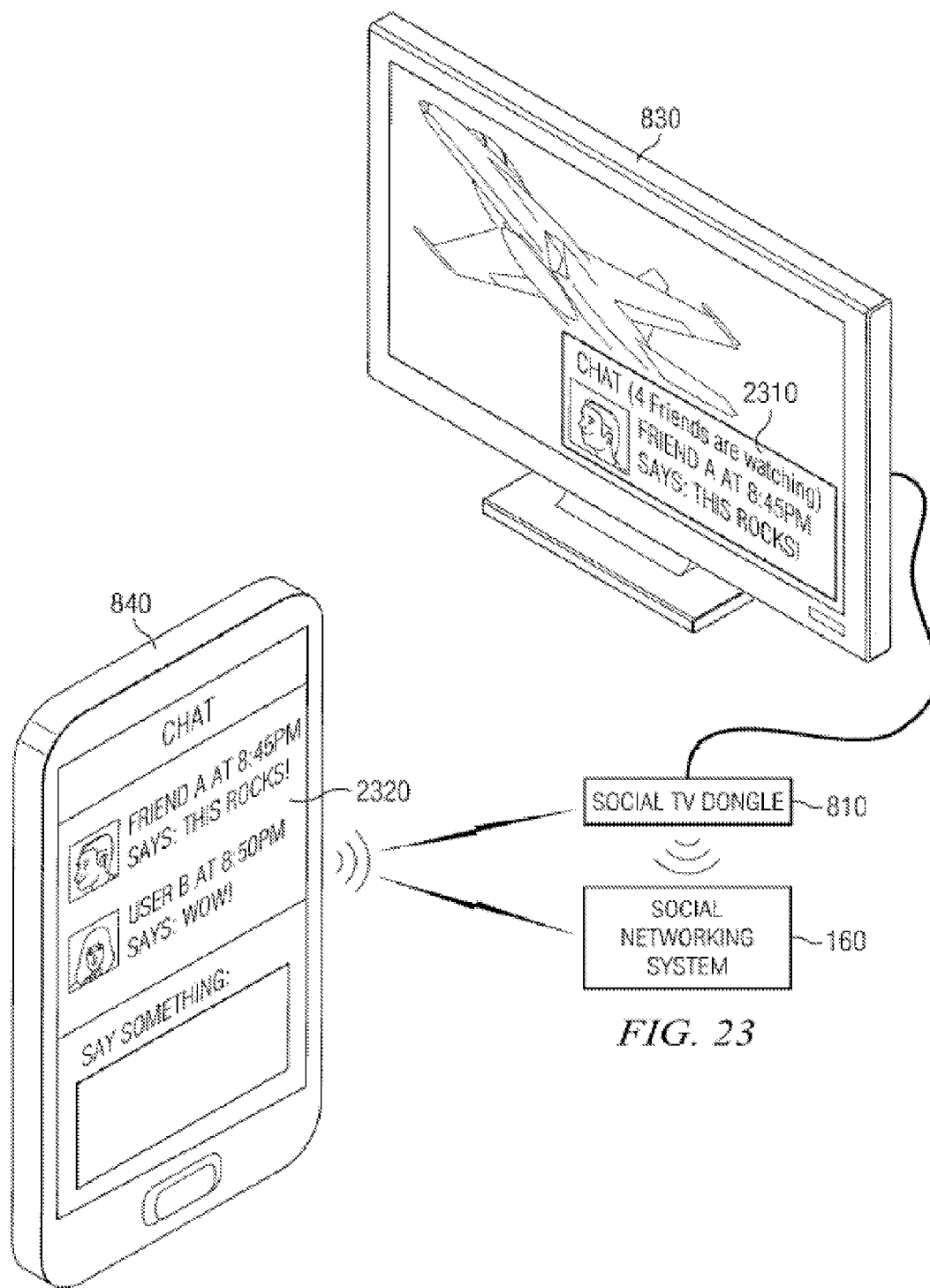


FIG. 23



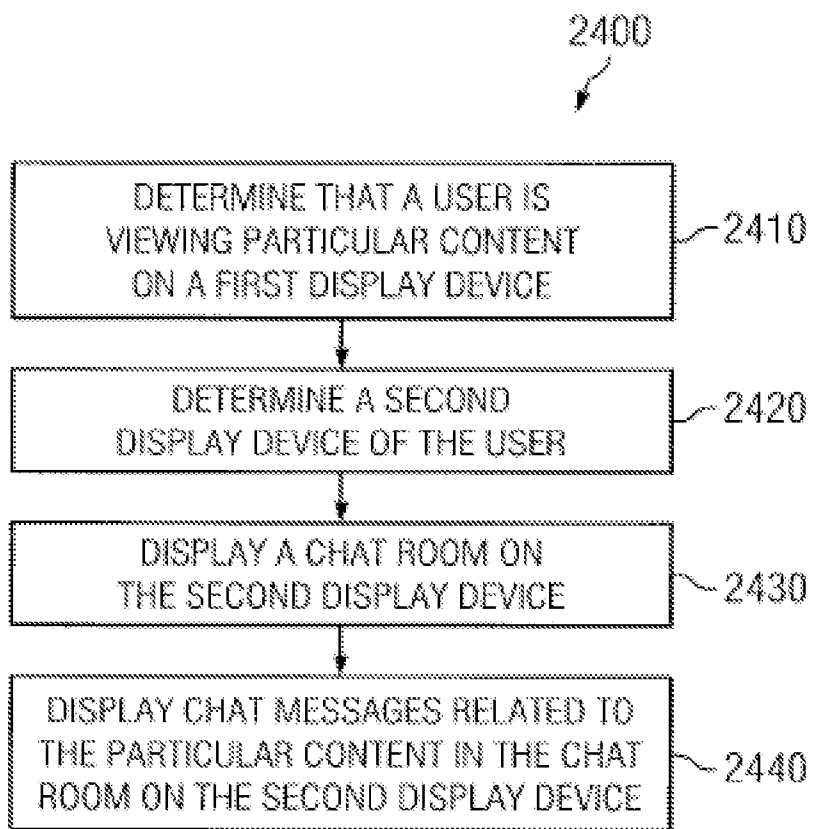


FIG. 24

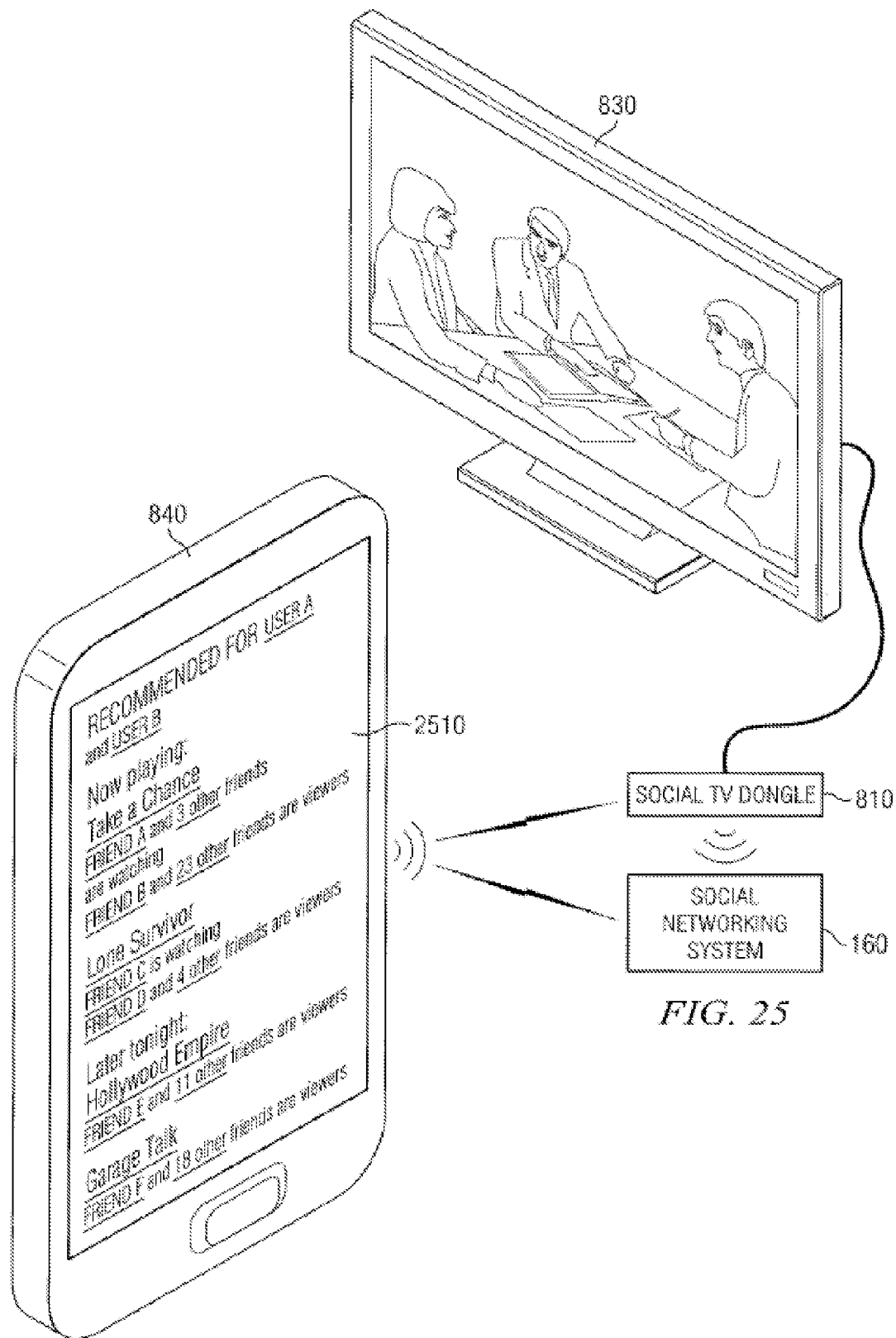


FIG. 25

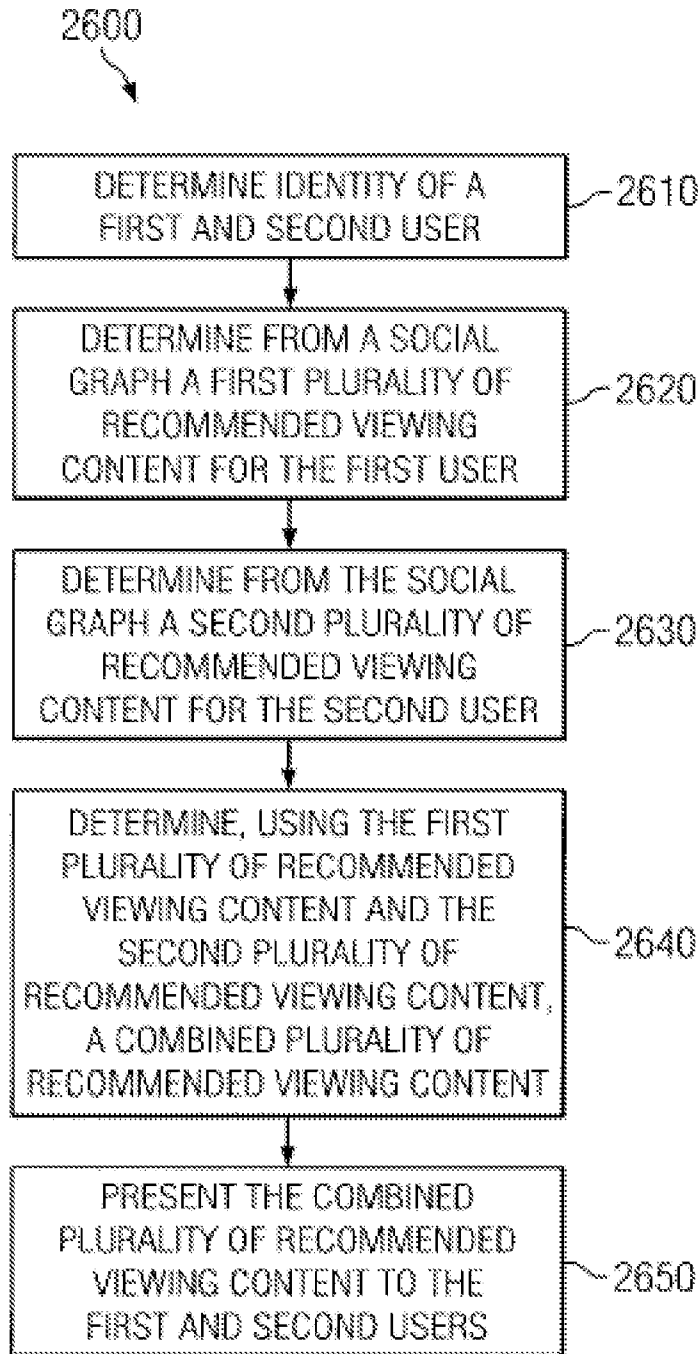


FIG. 26

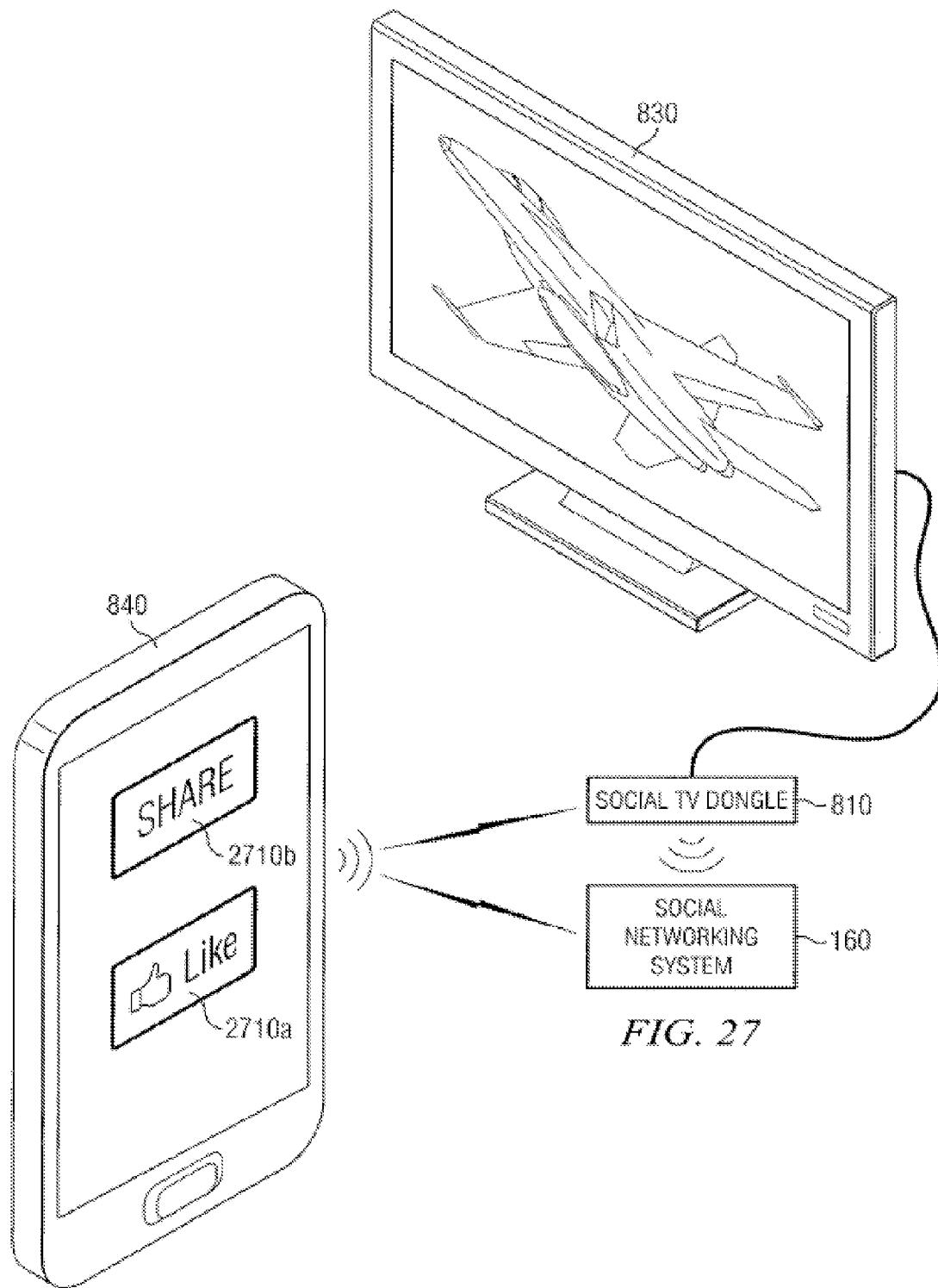


FIG. 27

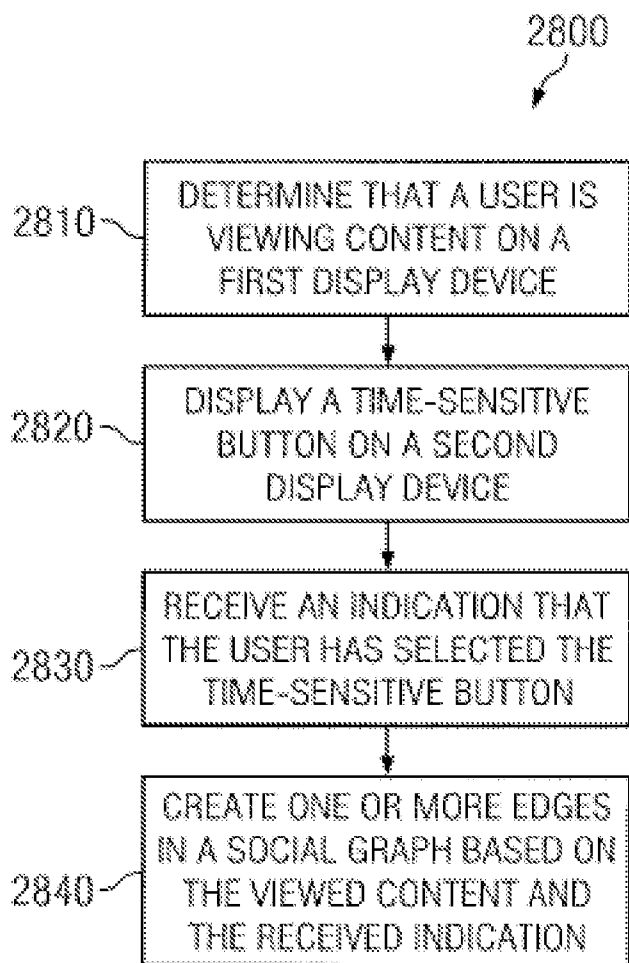


FIG. 28

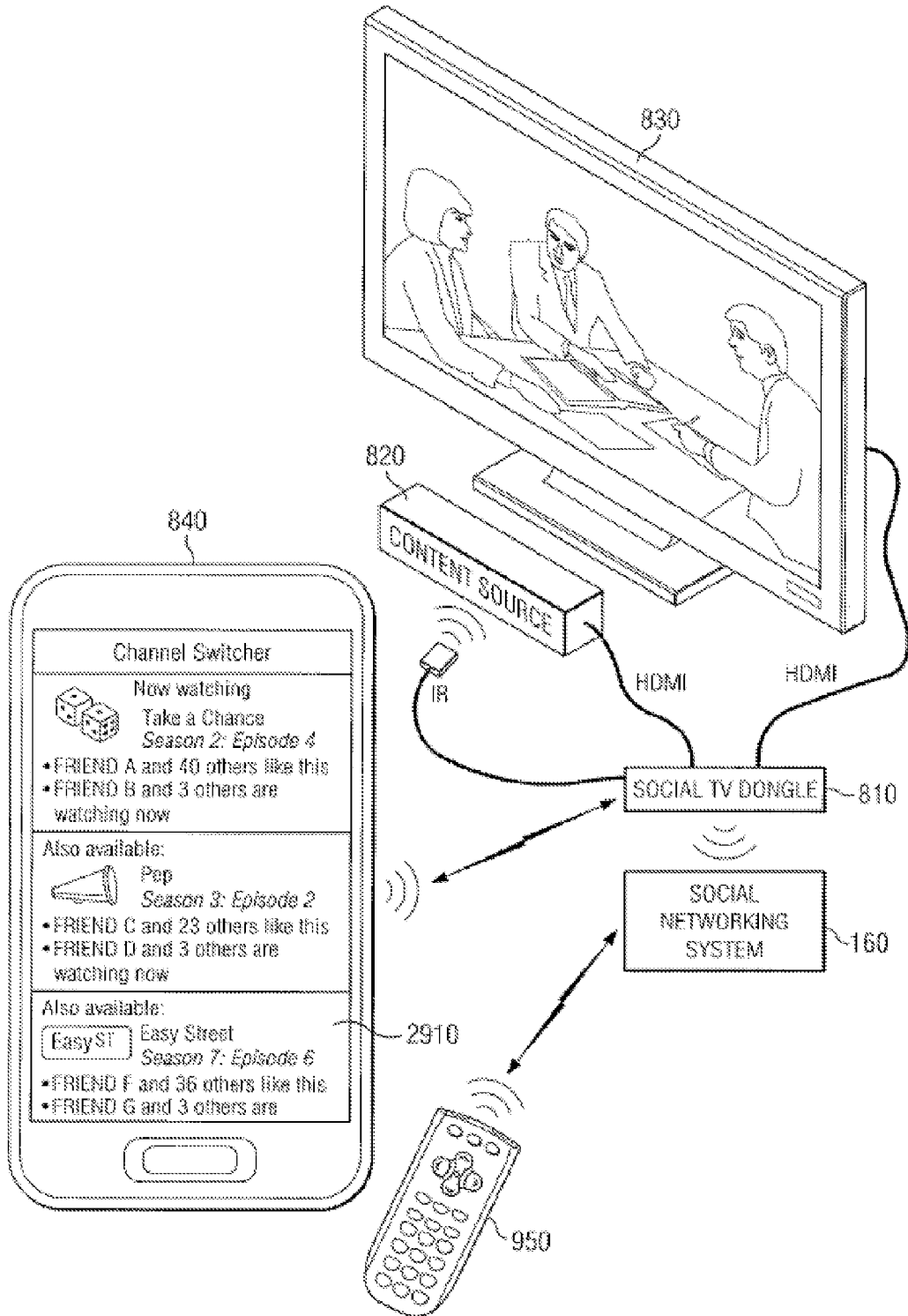


FIG. 29

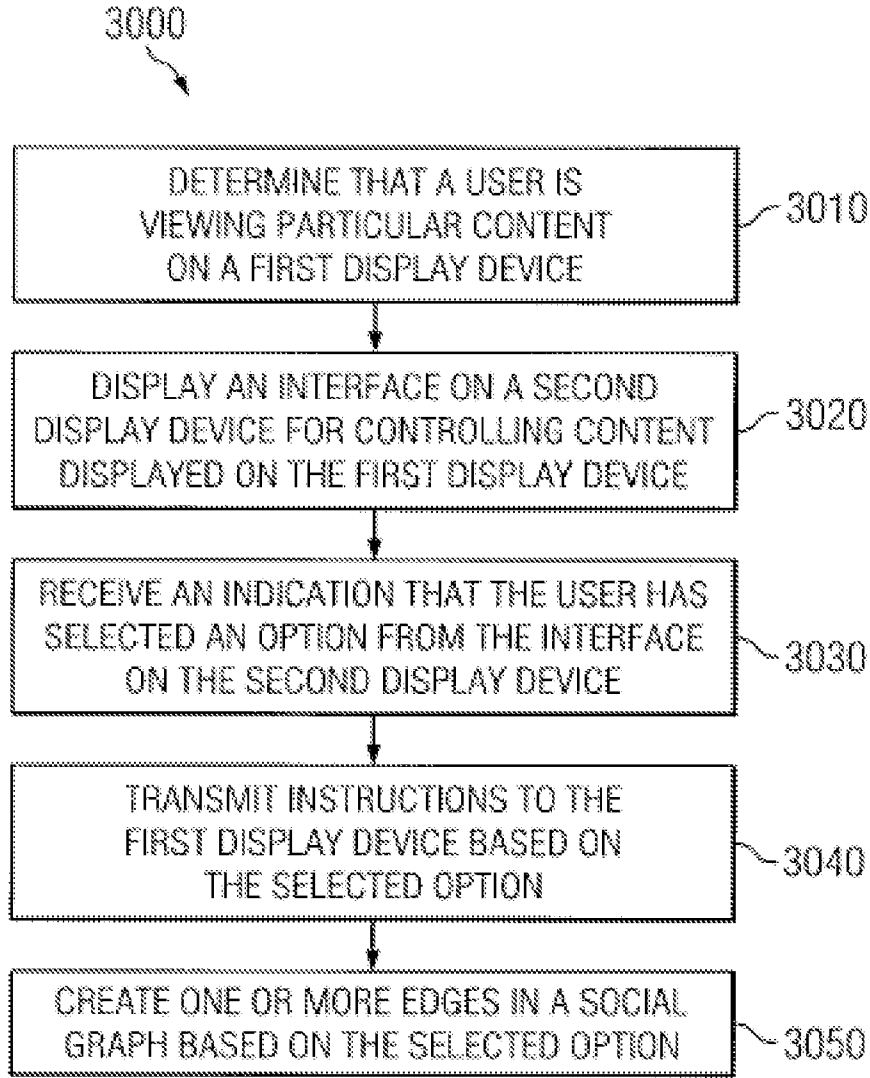


FIG. 30

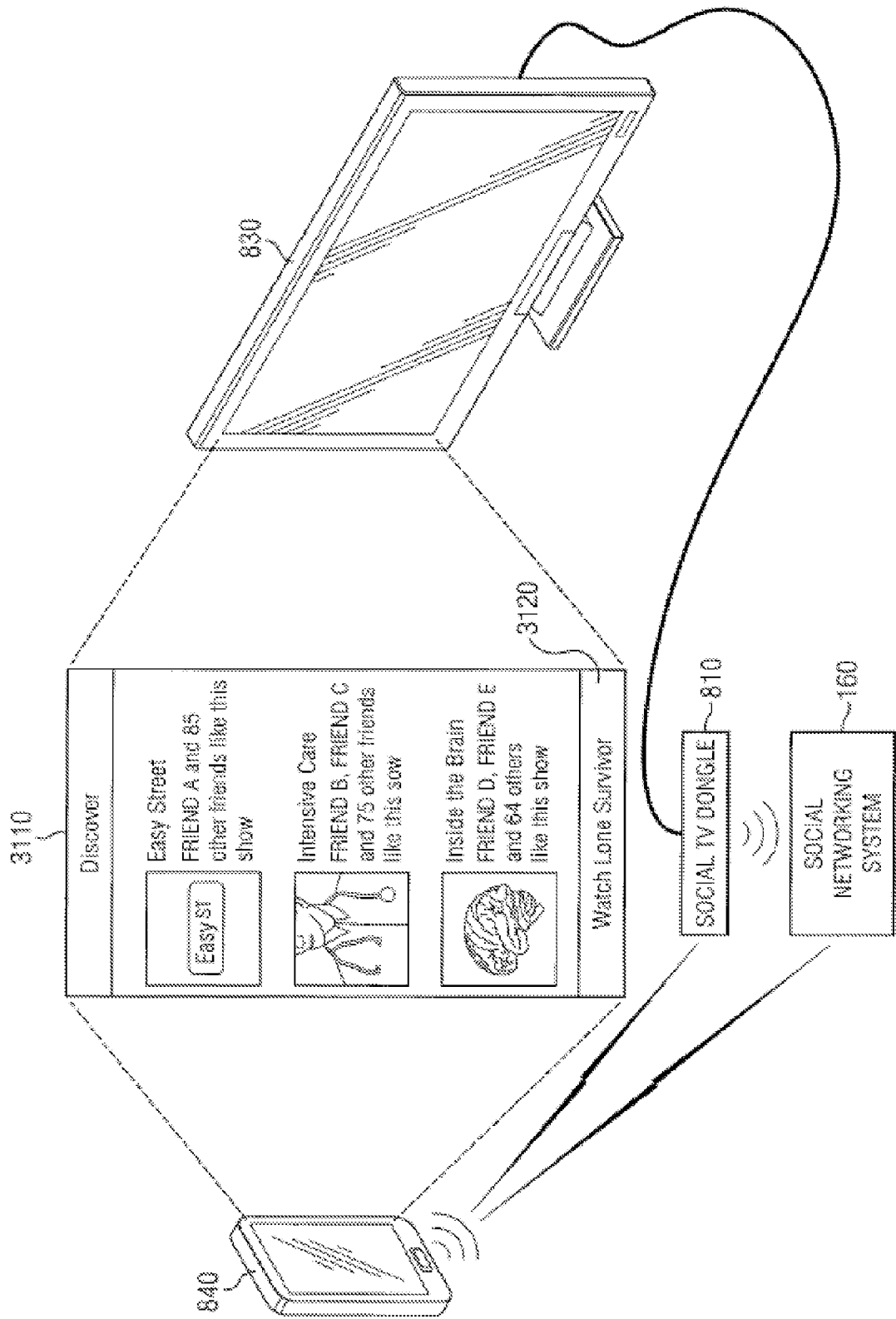


FIG. 31



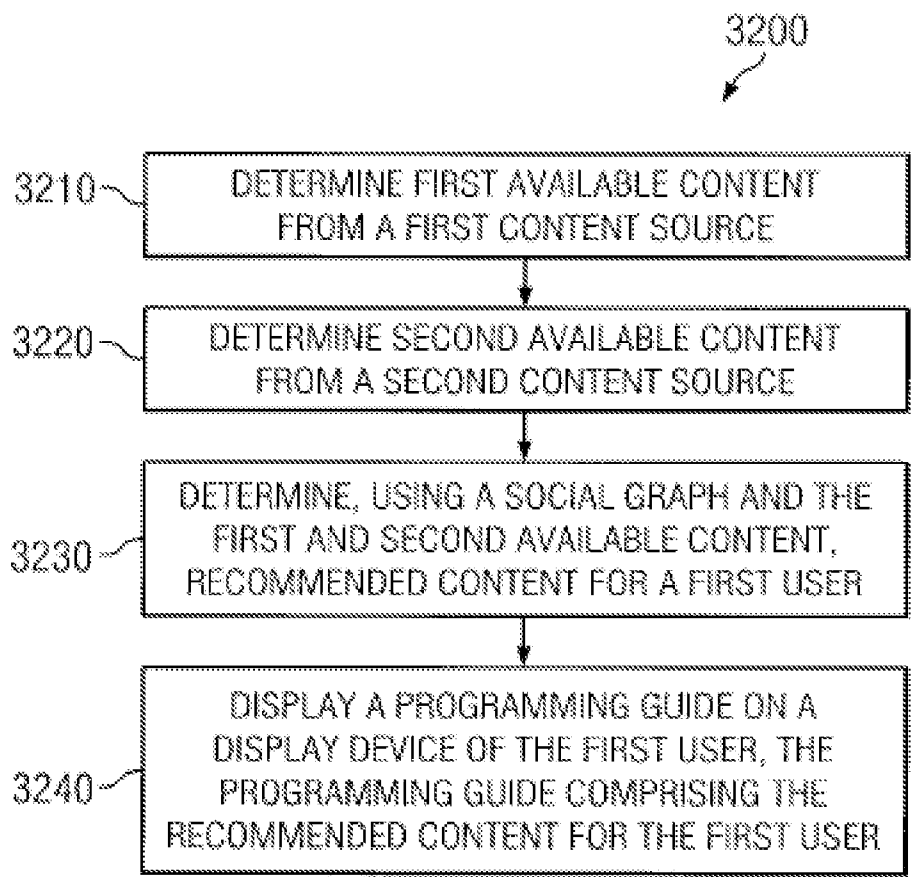


FIG. 32

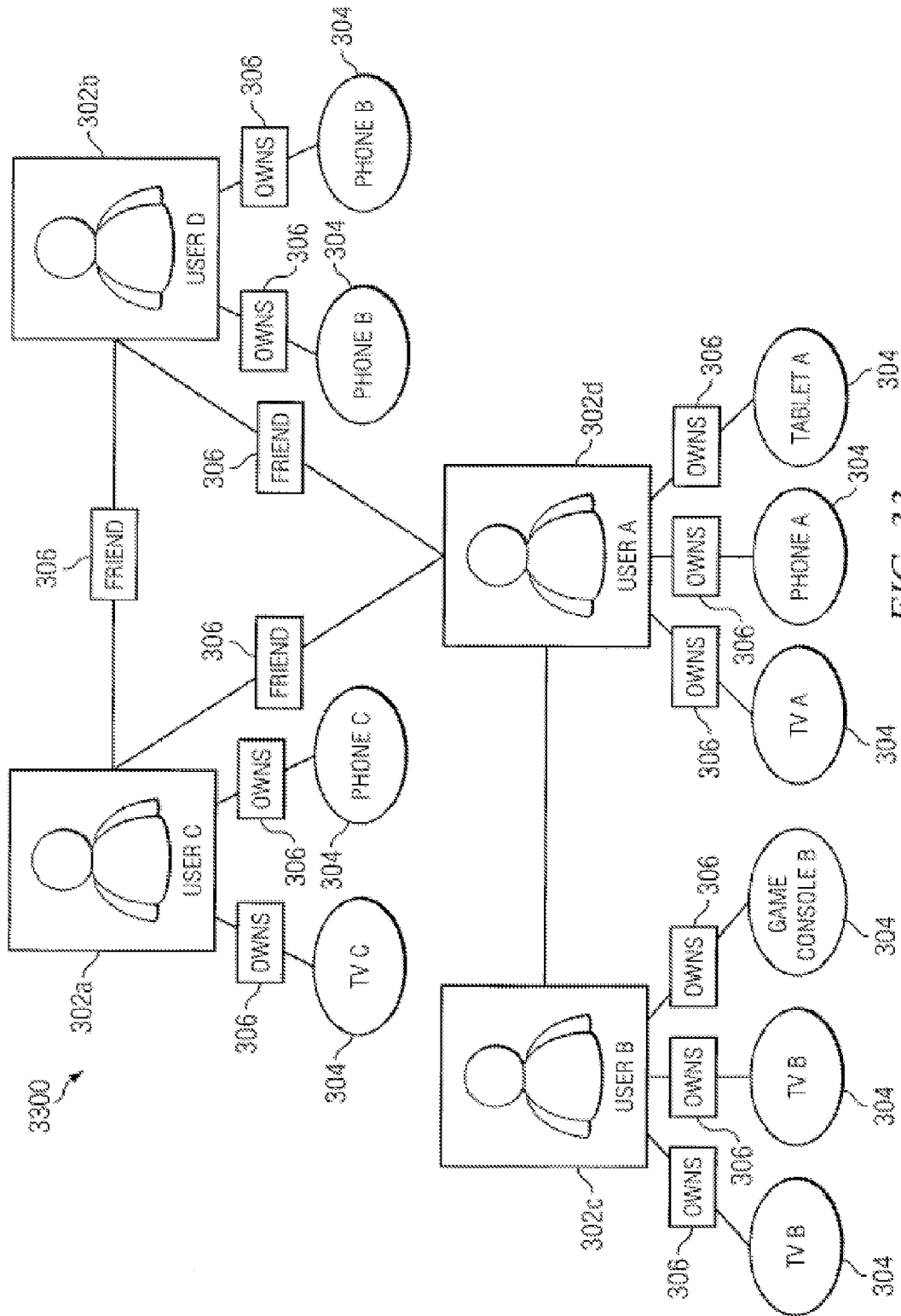


FIG. 33

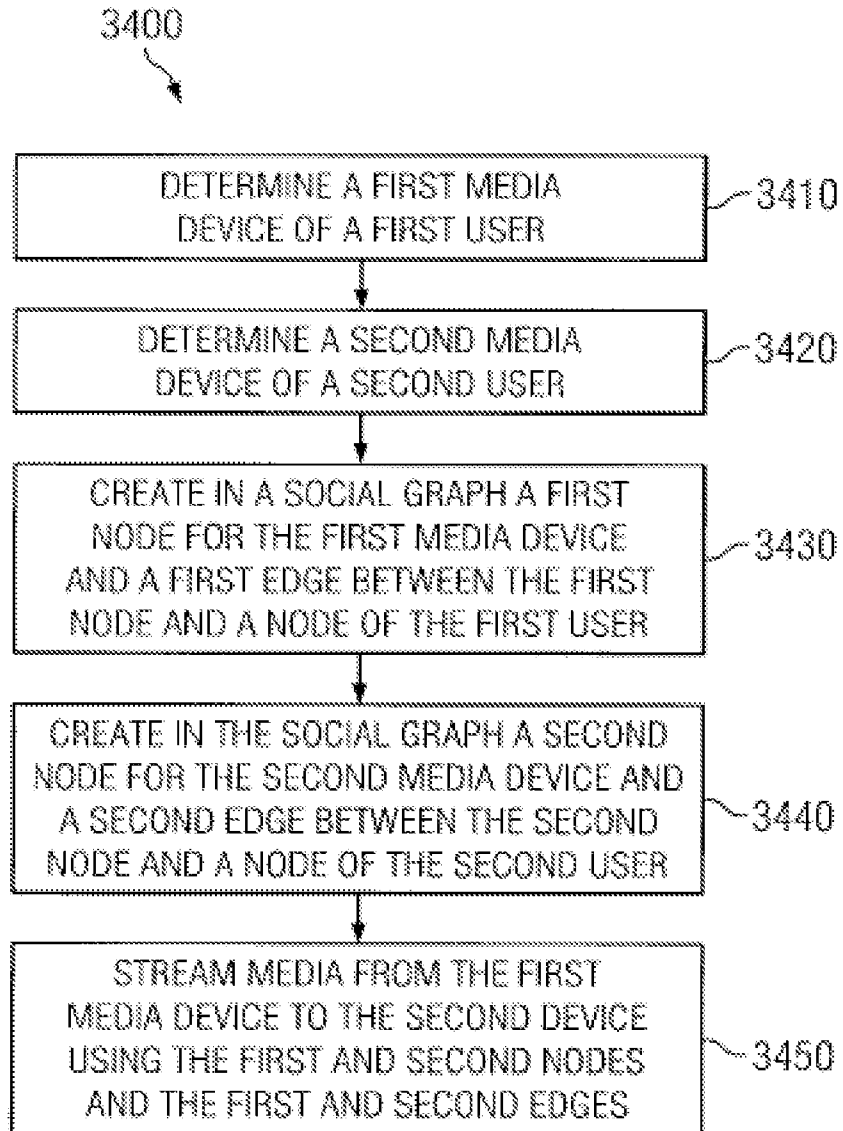


FIG. 34

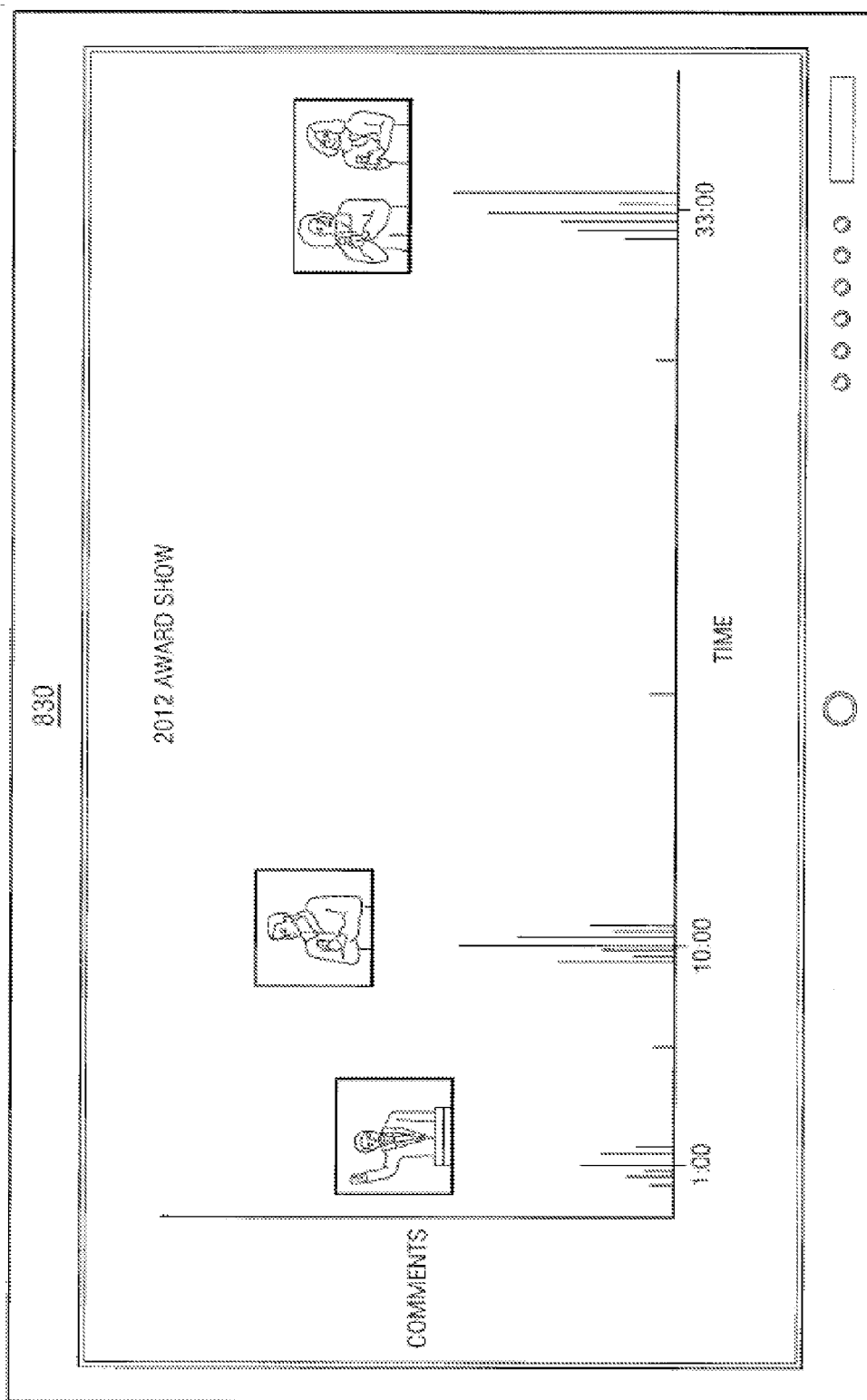
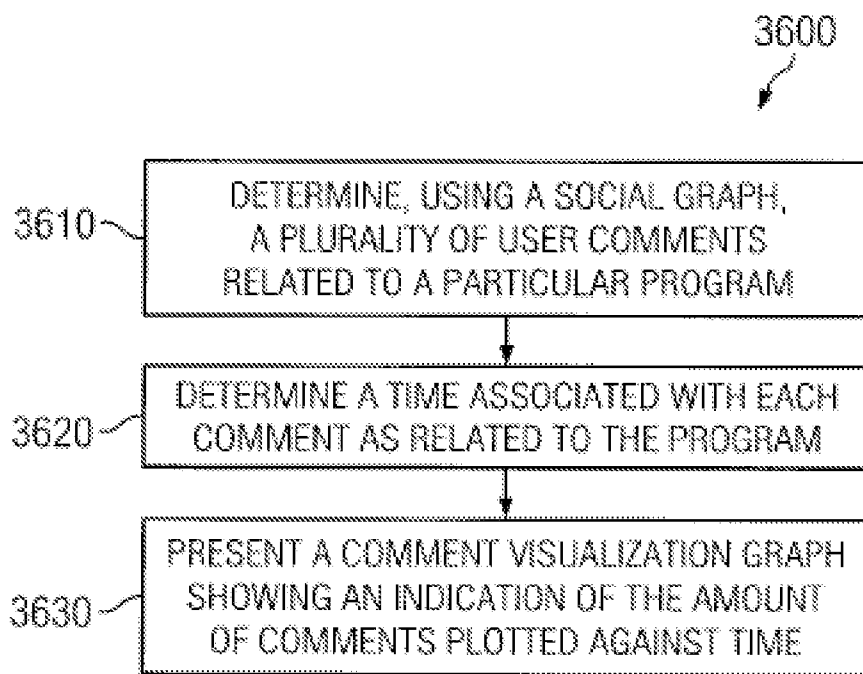


FIG. 35



*FIG. 36*

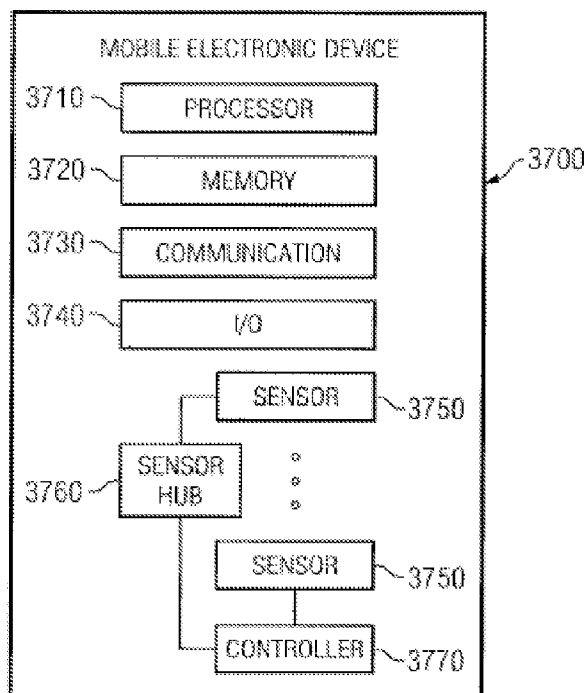


FIG. 37A

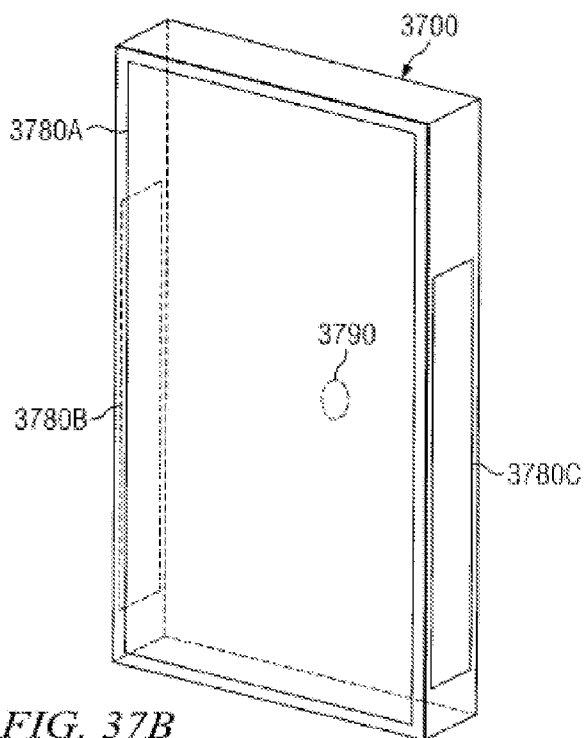


FIG. 37B

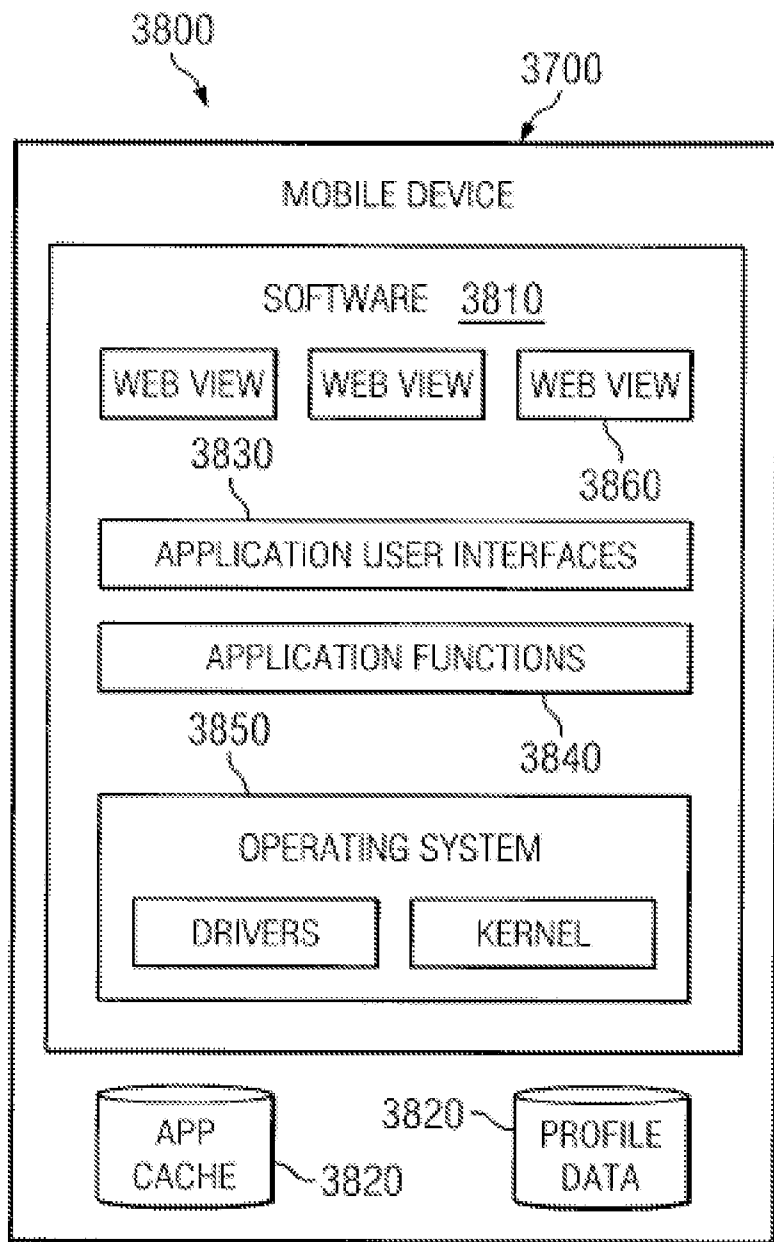


FIG. 38

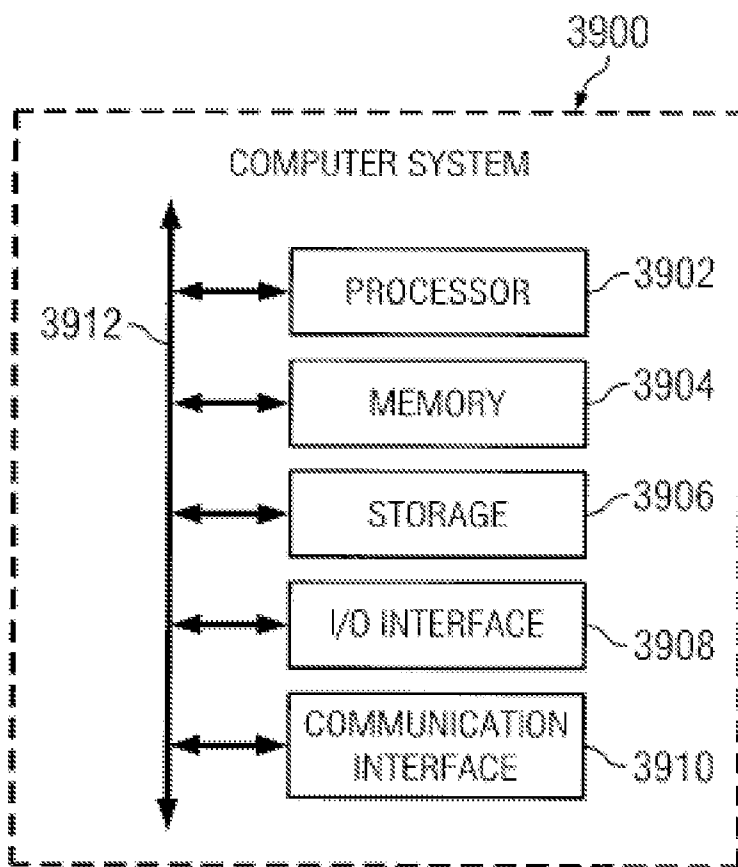


FIG. 39



**SHARING TELEVISION AND VIDEO PROGRAMMING THROUGH SOCIAL NETWORKING**

**RELATED APPLICATION**

**[0001]** The present application is a divisional application of U.S. patent application Ser. No. 13/602,011, filed Aug. 31, 2012, and entitled “Sharing Television and Video Programming Through Social Networking”

**TECHNICAL FIELD**

**[0002]** This disclosure relates generally to social networking.

**BACKGROUND**

**[0003]** A social-networking system, which may include a social-networking website, may enable its users (such as persons or organizations) to interact with it and with each other through it. The social-networking system may, with input from a user, create and store in the social-networking system a user profile associated with the user. The user profile may include demographic information, communication-channel information, and information on personal interests of the user. The social-networking system may also, with input from a user, create and store a record of relationships of the user with other users of the social-networking system, as well as provide services (e.g. wall posts, photo-sharing, event organization, messaging, games, or advertisements) to facilitate social interaction between or among users.

**[0004]** The social-networking system may send over one or more networks content or messages related to its services to a mobile or other computing device of a user. A user may also install software applications on a mobile or other computing device of the user for accessing a user profile of the user and other data within the social-networking system. The social-networking system may generate a personalized set of content objects to display to a user, such as a newsfeed of aggregated stories of other users connected to the user.

**[0005]** A mobile computing device—such as a smartphone, tablet computer, or laptop computer—may include functionality for determining its location, direction, or orientation, such as a GPS receiver, compass, or gyroscope. Such a device may also include functionality for wireless communication, such as BLUETOOTH communication, near-field communication (NFC), or infrared (IR) communication or communication with wireless local area networks (WLANs) or cellular-telephone network. Such a device may also include one or more cameras, scanners, touchscreens, microphones, or speakers. Mobile computing devices may also execute software applications, such as games, web browsers, or social-networking applications. With social-networking applications, users may connect, communicate, and share information with other users in their social networks.

**SUMMARY OF PARTICULAR EMBODIMENTS**

**[0006]** Particular embodiments enhance a user’s television viewing experience by providing a time-sensitive button on a mobile device or other second screen of the user. The time-sensitive button may be displayed in response to what is being viewed on another display device such as a TV.

**[0007]** In particular embodiments, the time-sensitive button may allow the user to post content to a social networking system that is synced with what is being displayed on a TV. In

some embodiments, the time-sensitive button may be a like button or a share button. In certain embodiments, the mobile device of the user communicates an indication that the user has pressed the time-sensitive button to the social networking system either directly or via a social TV dongle.

**BRIEF DESCRIPTION OF THE DRAWINGS**

**[0008]** FIG. 1 illustrates an example network environment associated with a social-networking system.

**[0009]** FIG. 2 illustrates an example social-networking system.

**[0010]** FIG. 3 illustrates an example social graph.

**[0011]** FIG. 4 illustrates an example network environment of an example social-network environment.

**[0012]** FIG. 5 illustrates an example cycle of sharing of watched video content.

**[0013]** FIG. 6 illustrates example sharing of a story regarding a content object to multiple external services.

**[0014]** FIG. 7 illustrates an example method for providing instructions to a set-top box (STB) of a user.

**[0015]** FIG. 8 illustrates an example network environment of an example social TV dongle.

**[0016]** FIG. 9 illustrates an example social TV dongle.

**[0017]** FIG. 10 illustrates an example method for concurrently displaying social content with content being viewed on a TV.

**[0018]** FIG. 11 illustrates an example modified video stream.

**[0019]** FIG. 12 illustrates an example method for displaying social content on top of content currently being viewed on a TV.

**[0020]** FIG. 13 illustrates an example environment for determining what a user is watching.

**[0021]** FIG. 14 illustrates an example method for determining what a user is currently watching.

**[0022]** FIG. 15 illustrates an example environment for determining identities of one or more users who are watching content on a TV.

**[0023]** FIG. 16 illustrates an example method for determining identities of one or more users who are watching content on a TV.

**[0024]** FIG. 17 illustrates an example environment for determining one or more user products.

**[0025]** FIG. 18 illustrates an example method for determining one or more user products.

**[0026]** FIG. 19 illustrates an example environment for determining products placed in programs.

**[0027]** FIG. 20 illustrates an example method for determining products placed in programs.

**[0028]** FIG. 21 illustrates an example environment in which a second screen is utilized to present information related to what is currently being displayed on a TV.

**[0029]** FIG. 22 illustrates an example method for utilizing a second screen to present information related to what is currently being displayed on a TV.

**[0030]** FIG. 23 illustrates an example environment for utilizing a second screen to participate in a chat session related to what is currently being displayed on a TV.

**[0031]** FIG. 24 illustrates an example method for utilizing a second screen to participate in a chat session related to what is currently being displayed on a TV.

**[0032]** FIG. 25 illustrates an example playlist for content to be viewed on a TV.

[0033] FIG. 26 illustrates an example method of generating an example shared playlist.

[0034] FIG. 27 illustrates example time-sensitive buttons that may be displayed in response to what is being shown on a TV.

[0035] FIG. 28 illustrates an example method for displaying time-sensitive buttons in response to what is being shown on a TV.

[0036] FIG. 29 illustrates an example environment in which devices may be utilized as smart remote controls for a TV.

[0037] FIG. 30 illustrates an example method for utilizing devices as smart remote controls for a TV.

[0038] FIG. 31 illustrates an example social programming guide (SPG).

[0039] FIG. 32 illustrates an example method for providing an SPG.

[0040] FIG. 33 illustrates an example social graph.

[0041] FIG. 34 illustrates an example method for streaming media to multiple user devices.

[0042] FIG. 35 illustrates an example comment visualization graph.

[0043] FIG. 36 illustrates an example method for providing an example comment visualization graph.

[0044] FIGS. 37A-B illustrate an example personal computing device.

[0045] FIG. 38 illustrates an example software architecture for information and applications on a personal computing device.

[0046] FIG. 39 illustrates an example computing system.

#### DESCRIPTION OF EXAMPLE EMBODIMENTS

[0047] Particular embodiments enhance a user's television viewing experience by providing a time-sensitive button on a mobile device or other second screen of the user. The time-sensitive button may be displayed in response to what is being viewed on another display device such as a TV. In particular embodiments, the time-sensitive button may allow the user to post content to a social networking system that is synced with what is being displayed on a TV. In some embodiments, the time-sensitive button may be a like button or a share button. In certain embodiments, the mobile device of the user communicates an indication that the user has pressed the time-sensitive button to the social networking system either directly or via a social TV dongle.

[0048] FIG. 1 illustrates an example network environment 100 associated with a social-networking system. Network environment 100 includes a user 101, a client system 130, a social-networking system 160, and a third-party system 170 connected to each other by a network 110. Although FIG. 1 illustrates a particular arrangement of user 101, client system 130, social-networking system 160, third-party system 170, and network 110, this disclosure contemplates any suitable arrangement of user 101, client system 130, social-networking system 160, third-party system 170, and network 110. As an example and not by way of limitation, two or more of client system 130, social-networking system 160, and third-party system 170 may be connected to each other directly, bypassing network 110. As another example, two or more of client system 130, social-networking system 160, and third-party system 170 may be physically or logically co-located with each other in whole or in part. Moreover, although FIG. 1 illustrates a particular number of users 101, client systems 130, social-networking systems 160, third-party systems 170,

and networks 110, this disclosure contemplates any suitable number of users 101, client systems 130, social-networking systems 160, third-party systems 170, and networks 110. As an example and not by way of limitation, network environment 100 may include multiple users 101, client system 130, social-networking systems 160, third-party systems 170, and networks 110.

[0049] In particular embodiments, user 101 may be an individual (human user), an entity (e.g., an enterprise, business, or third-party application), or a group (e.g., of individuals or entities) that interacts or communicates with or over social-networking system 160. In particular embodiments, social-networking system 160 may be a network-addressable computing system hosting an online social network. Social-networking system 160 may generate, store, receive, and send social-networking data, such as, for example, user-profile data, concept-profile data, social-graph information, or other suitable data related to the online social network. Social-networking system 160 may be accessed by the other components of network environment 100 either directly or via network 110. In particular embodiments, social-networking system 160 may include an authorization server that allows users 101 to opt in or opt out of having their actions logged by social-networking system 160 or shared with other systems (e.g., third-party systems 170), such as, for example, by setting appropriate privacy settings. In particular embodiments, third-party system 170 may be a network-addressable computing system that can host websites that embed data from social-networking system 160. Third-party system 170 may be accessed by the other components of network environment 100 either directly or via network 110. In particular embodiments, one or more users 101 may use one or more client systems 130 to access, send data to, and receive data from social-networking system 160 or third-party system 170. Client system 130 may access social-networking system 160 or third-party system 170 directly, via network 110, or via a third-party system. As an example and not by way of limitation, client system 130 may access third-party system 170 via social-networking system 160. Client system 130 may be any suitable computing device, such as, for example, a personal computer, a laptop computer, a cellular telephone, a smartphone, or a tablet computer.

[0050] This disclosure contemplates any suitable network 110. As an example and not by way of limitation, one or more portions of network 110 may include an ad hoc network, an intranet, an extranet, a virtual private network (VPN), a local area network (LAN), a wireless LAN (WLAN), a wide area network (WAN), a wireless WAN (WWAN), a metropolitan area network (MAN), a portion of the Internet, a portion of the Public Switched Telephone Network (PSTN), a cellular telephone network, or a combination of two or more of these. Network 110 may include one or more networks 110.

[0051] Links 150 may connect client system 130, social-networking system 160, and third-party system 170 to communication network 110 or to each other. This disclosure contemplates any suitable links 150. In particular embodiments, one or more links 150 include one or more wireline (such as for example Digital Subscriber Line (DSL) or Data over Cable Service Interface Specification (DOCSIS)), wireless (such as for example Wi-Fi or Worldwide Interoperability for Microwave Access (WiMAX)), or optical (such as for example Synchronous Optical Network (SONET) or Synchronous Digital Hierarchy (SDH)) links. In particular embodiments, one or more links 150 each include an ad hoc

network, an intranet, an extranet, a VPN, a LAN, a WLAN, a WAN, a WWAN, a MAN, a portion of the Internet, a portion of the PSTN, a cellular technology-based network, a satellite communications technology-based network, another link 150, or a combination of two or more such links 150. Links 150 need not necessarily be the same throughout network environment 100. One or more first links 150 may differ in one or more respects from one or more second links 150.

[0052] FIG. 2 is a diagram of one embodiment of a social networking system 160. The embodiment of a social networking system 160 shown by FIG. 2 includes a web server 210, an action logger 215, an API request server 220, a relevance and ranking engine 225, a content object classifier 260, a notification controller 265, an action log 230, a third-party content object exposure log 270, an inference module 275, an authorization server 235, a search module 280, an ad targeting module 285, a user interface module 290, a user profile store 240, a connection store 245, a third-party content store 250, and a location store 255. In other embodiments, the social networking system 160 may include additional, fewer, or different modules for various applications. Conventional components such as network interfaces, security mechanisms, load balancers, failover servers, management and network operations consoles, and the like are not shown so as to not obscure the details of the system.

[0053] As described above in conjunction with FIG. 1, the social networking system 160 comprises a computing system that allows users to communicate or otherwise interact with each other and access content as described herein. The social networking system 160 stores user profiles describing the users of a social network in a user profile store 240. The user profiles include biographic, demographic, and other types of descriptive information, such as work experience, educational history, hobbies or preferences, interests, location, and the like. For example, the user profile store 240 contains data structures with fields suitable for describing a user's profile. When a new object of a particular type is created, the social networking system 160 initializes a new data structure, i.e., a "node" of the corresponding type, assigns a unique object identifier to it, and begins to add data to the object as needed. This might occur, for example, when a user becomes a user of the social networking system 160, the social networking system 160 generates a new instance of a user profile in the user profile store 240, assigns a unique identifier to the user profile, and begins to populate the fields of the user profile with information provided by the user.

[0054] In addition, the user profile store 240 may include data structures suitable for describing a user's demographic data, behavioral data, and other social data. Demographic data typically includes data about the user, such as age, gender, location, etc., e.g., as included in the user's profile. Behavioral data typically includes information about the user's activities within the social networking system 160, such as specific actions (posts, likes, comments, etc.), activity levels, usage statistics, etc. Other social data comprises information about the user from within the social networking system 160 that is not strictly demographic or behavioral, such as interests or affinities, etc. In one embodiment, user's interests may be explicitly specified in the user's profile or interests that may be inferred from the user's activities in the social networking system (e.g., uploaded content, postings, reading of messages, etc). Additionally, the user profile store 240 includes logic for maintaining user interest information for users according to one or more categories. Categories may

be general or specific, e.g., if a user "likes" an article about a brand of shoes the category may be the brand, or the general category of "shoes" or "clothing." Multiple categories may apply to a single user interest. In addition, the user profile store 240 may be accessed by other aspects of the social networking system 160.

[0055] For example, the user profile store 240 includes logic for maintaining interest information for users according to one or more categories. Categories may be general or specific, e.g., if a user "likes" an article about a brand of shoes the category may be the brand, or the general category of "shoes" or "clothing." Multiple categories may apply to a single user interest. In addition, the user profile store 240 may be accessed by other aspects of the social networking system 160.

[0056] The social networking system 160 further stores data describing one or more connections between different users in a user connection store 245. The connection information may indicate users who have similar or common work experience, group memberships, hobbies, educational history, or are in any way related or share common attributes. Additionally, the social networking system 160 includes user-defined connections between different users, allowing users to specify their relationships with other users. For example, user-defined connections allow users to generate relationships with other users that parallel the users' real-life relationships, such as friends, co-workers, partners, and so forth. Users may select from predefined types of connections, or define their own connection types as needed. The connection store 245 includes data structures suitable for describing a user's connections to other users, connections to third-party content object providers 170, or connections to other entities. The connection stores 245 may also associate a connection type with a user's connections, which may be used in conjunction with the user's privacy setting, to regulate access to information about the user. In addition, the connection store 245 may be accessed by other aspects of the social networking system 160.

[0057] The web server 210 links the social networking system to one or more client devices 130 and/or one or more third-party content object providers 170 via the network 110. The web server 210 serves web pages, as well as other web-related content, such as Java, Flash, XML, and so forth. The web server 210 may include a mail server or other messaging functionality for receiving and routing messages between the social networking system 160 and one or more client devices 130. The messages can be instant messages, queued messages (e.g., email), text and SMS messages, or any other suitable messaging format.

[0058] The Application Programming Interface (API) request server 220 allows one or more third-party content object providers 170 to access information from the social networking system 160 by calling one or more APIs. The API request server 220 also may allow third-party content object providers 170 to send information to the social networking system by calling APIs. For example, a third-party content object provider 170 sends an API request to the social networking system 160 via the network 110 and the API request server 220 receives the API request. The API request server 220 processes the request by calling an API associated with the API request to generate an appropriate response, which the API request server 220 communicates to the third-party content object provider 170 via the network 110.

[0059] The action logger 215 is capable of receiving communications from the web server 210 about user actions on and/or off the social networking system 160. The action logger 215 populates the action log 230 with information about user actions, allowing the social networking system 160 to track or monitor various actions taken by its users within the social networking system 160 and outside of the social networking system 160. Any action that a particular user takes with respect to another user is associated with each user's profile, through information maintained in the action log 230 or in a similar database or other data repository. Examples of actions taken by a user within the social network 160 that are identified and stored may include, for example, adding a connection to another user, sending a message to another user, reading a message from another user, viewing content associated with another user, attending an event posted by another user or other actions interacting with another user. When a user takes an action within the social networking system 160, the action is recorded in the action log 230. In one embodiment, the social networking system maintains the action log 230 as a database of entries. When an action is taken within the social networking system 160, an entry for the action is added to the action log 230. The relevance and ranking engine 225 includes logic for calculating a relevance score for content objects (including both user-generated content objects and third-party content objects) relative to a user, for ranking the content objects by their relevance scores, and for selecting content objects for sending to users as notifications or as responses to user requests. To calculate the relevance score, the relevance and ranking engine 225 determines a location value by comparing the content object location and a current location for the user device 210, determines an interest value based on whether the content object categories are included in the user's interests, determines a time value based on whether the current time is within the delivery time range for the content object, and determines a connection value based on how many of the user's connections are associated with the content object. Then, the relevance and ranking engine 225 combines the location value, interest value, connection value, and time value to determine the relevance score for the content object with respect to the user. In one embodiment the values are higher for a better fit (closer proximity, great similarity, etc.) and approach a value of one, and are multiplied together to yield the relevance score. From the relevance scores for each content object, the relevance and ranking engine 225 ranks the content objects for a user, e.g., from highest relevance score to lowest. The relevance and ranking engine 225 then can select content objects to send to a notification controller 265, or can serve the highest ranked content object directly to the client device 130 as a notification(s).

[0060] The content object classifier 260 includes logic for assigning each of the content objects a location, a category, and a delivery time range. Categories may reflect various categories of user interests, and may be associated with the interests themselves, e.g., a user "likes" an article about a brand of shoes and the category is the brand, or the article about the shoe brand is assigned a general category of "shoes" or "clothing." Multiple categories may apply to a single content object. General or specific locations may be assigned to content objects as well, e.g., a city, a particular street name or intersection, or GPS coordinates. A delivery time range is assigned to each content object, e.g., using a useful range based on the hours the associated business is open.

[0061] Additionally, user actions may be associated with exposure to third-party content objects from one or more third-party content object providers 170. Thus, in conjunction with the action log 230, a third-party content object log 270 is maintained of user exposures to such objects and when the last exposure occurred. The action logger 215 receives data describing a user's interaction with an object and stores it to the third-party content object log 270. The third-party content object log 270 includes logic for storing user exposures to third-party content objects and associations between users and objects. The exposure information can be used to determine whether to expose the user to the same or similar content objects, and for adjusting the ranking and selection of content objects on the basis of whether the user previously has been exposed to the same or similar content object. In addition, if a user becomes associated with a content object via an action, e.g., uses an incentive, goes to the location, etc., that information also is stored, and can be used for re-ranking and re-selecting the content objects.

[0062] The notification controller 265 provides information regarding content objects to the client device 130. Information may be pushed to the client device 130 as notifications, or information may be pulled to the user device responsive to a request received from the client device 130. In the push circumstance, notifications of content objects are initially pushed according to a default rate. Based on user engagement with the notifications, the notification controller 265 may adjust the rate in which notifications are provided to the client device 130. By adjusting the initial settings, the notification controller 265 provides notifications of content objects to the client device 130 when the user is more likely to engage with the notifications. Information may be pulled to the user device at any time. Additionally, the type of content that is provided to the client device 130 may be updated based on the user engagement.

[0063] The authorization server 235 enforces one or more privacy settings of the users of the social networking system 160. A privacy setting of a user determines how particular information associated with a user can be shared. The privacy setting comprises the specification of particular information associated with a user and the specification of the entity or entities with whom the information can be shared. Examples of entities with which information can be shared may include other users, applications, external websites or any entity that can potentially access the information. The information that can be shared by a user comprises user profile information like profile photo, phone numbers associated with the user, user's connections, actions taken by the user such as adding a connection, changing user profile information and the like.

[0064] The useful social information that is tracked and maintained by a social networking system can be thought of in terms of a "social graph," which includes a plurality of nodes that are interconnected by a plurality of edges. Each node in the social graph may represent something that can act on and/or be acted upon by another node. Common examples of nodes include users, non-person entities, content objects, groups, events, messages, concepts, and any other things that can be represented by an object in a social networking system. An edge between two nodes in the social graph represents a particular kind of connection between the two nodes, which may result from an action that was performed by one of the nodes on the other node.

[0065] The social networking system 160 may receive a request to associate the web content with a node in the social

networking system **160**. An external website (e.g., of the third party content object provider **170**) incorporates a tag into the markup language document for the web page(s) of the web content to claim ownership of the pages/domain in the context of the social networking system **160**. In some cases, an entire domain or collection of web pages is associated with a unique identifier that associates the web pages with a node. Once established, the social networking system **160** tracks data associated with the node in the action log **230**.

**[0066]** Data stored in the connection store **245**, the user profile store **240** and the action log **230** allows the social networking system **160** to generate a social graph that uses nodes to identify various objects and edges connecting nodes to identify relationships between different objects. An edge between two nodes in the social graph represents a particular kind of connection between the two nodes, which may result from an action that was performed by one of the nodes on the other node.

**[0067]** The third-party content object store **250** stores content objects received from third parties. The third-party content objects include informational content objects, such as movie show times, restaurant menus, etc., as well as incentive content objects, such as coupons, discount tickets, gift certificates, etc. In addition, some third-party content objects may include a combination of information and incentives.

**[0068]** The location store **255** stores location information received from client devices **130** associated with users. The location information used by the social networking system **160** may be obtained directly from client devices **130**, e.g., at the time a notification is to be sent or at various predetermined time intervals, or the location information may be a last stored location received from the client device **130**. In addition, the location store **255** may receive updated location information, e.g., in response to a change in the location of a client device **130**. In one embodiment, if an updated location is received, the updated location is provided to the relevance and ranking engine **225** for re-ranking and/or re-selecting the third-party content objects in view of the updated location information.

**[0069]** In general, the selection or ranking of content objects may occur at varying intervals based on several variables, such as always at the beginning of a period during which a notification would be served, or every X minutes during a period during which notifications will be served, or every X minutes all the time (e.g., so that it's ready when a search happens), only in response to a change in location or expiration of a delivery time for a content object, etc. Alternatively, the ranking of content objects may occur as a result of user demand. The user may explicitly request the ranking by submitting a request for relevant information happening within the vicinity of the user. The request may be received in response to user selection of a "refresh" element included in a user application associated with the present disclosure. The request may also be implicit. For example, upon launching of the user application, a request may be automatically received for the ranking.

**[0070]** The social networking system **160** implements context search using a context search module **280**. Context search results are search results that are relevant to the user based on their current location as well as their social information. In this way, the context search results are tailored to the user's interests, connections, and location at the time of the search. The context search module **280** incorporates location information, search results and relevance score information obtained from the relevance and ranking engine **225** in order

to provide a ranked list of search results and/or for selection of third-party content objects as the basis for serving notifications.

**[0071]** The ad pricing module **285** combines social information, the current time, and location information to provide relevant advertisements, in the form of notifications, to a user. Advertisements of increased relevance to a user are more likely to result in a purchase. Dividing consumers according to their interests based on social information allows merchants to calculate the value of their potential customers. Advertisements provided through the social networking system **160** may be priced according to the value of the customer to the merchant, as indicated by their social information.

**[0072]** In one embodiment, the UI (or User Interface) module **290** is configured to display a map containing pins on a client device **130**, where each pin represents a content object in actionable proximity to a user (e.g., a nearby friend, deal, etc.). The content objects selected to be presented as pins to the user are those content objects with sufficiently high relevance scores. Multiple pins for a nearby area can be clustered. The UI module **290** provides the user with the ability to switch between zoom levels for the map, thereby showing pins at varying distances from the user's current location (e.g., nearby, close, and far). In one embodiment, the zoom levels are based on the existence of relevant content rather than being predetermined distances from the user.

**[0073]** In one embodiment, the UI module **290** is configured to display a ranked list of search results on a client device **130** that have been ranked by the context search module **280**. The UI module **290** is additionally configured to generate an advertisement dashboard for merchants advertising through the social networking system **160**. The advertisement dashboard allows merchants to control the distribution and price they pay for their advertisements. For both functions, the UI module is configured to generate a user interface that a client device **130** or a third-party content object provider (or merchant) **130** may interact with.

**[0074]** An inference module **275** determines overlapping interests between users in the social networking system **160**. By determining the overlapping interests between a user and his or her friends, the inference module **275** may identify which interests may be imputed to the user based on the interests of the user's friends. Thus, through the user's friends, the inference module **275** allows the social networking system **160** to identify interests for the user that are not explicitly indicated by the user.

**[0075]** The third-party content object store **250** stores content objects received from third parties. The third-party content objects include informational content objects, such as movie show times, movie reviews, restaurant reviews, restaurant menus, product information and reviews, etc., as well as incentive content objects, such as coupons, discount tickets, gift certificates, etc. In addition, some third-party content objects may include a combination of information and incentives.

**[0076]** The location store **255** stores location information received from user devices associated with users. The location information used by the social networking system **160** may be obtained directly from client devices **130**, e.g., at the time a notification is to be sent or at various predetermined time intervals, or the location information may be a last stored location received from the client device **130**. The location information may also be obtained along with a request from a user. In addition, the location store **255** may receive updated

location information, e.g., in response to a change in the location of a client device 130. In one embodiment, if an updated location is received, the updated location is provided to the relevance and ranking engine 225 for re-ranking and or re-selection of the content objects in view of the updated location information.

[0077] FIG. 3 illustrates an example social graph 300. In particular embodiments, social-networking system 160 may store one or more social graphs 300 in one or more data stores. In particular embodiments, social graph 300 may include multiple nodes—which may include multiple user nodes 302 or multiple concept nodes 304—and multiple edges 306 connecting the nodes. Example social graph 300 illustrated in FIG. 3 is shown, for didactic purposes, in a two-dimensional visual map representation. In particular embodiments, a social-networking system 160, client system 130, or third-party system 170 may access social graph 300 and related social-graph information for suitable applications. The nodes and edges of social graph 300 may be stored as data objects, for example, in a data store (such as a social-graph database). Such a data store may include one or more searchable or queryable indexes of nodes or edges of social graph 300.

[0078] In particular embodiments, a user node 302 may correspond to a user of social-networking system 160. As an example and not by way of limitation, a user may be an individual (human user), an entity (e.g., an enterprise, business, or third-party application), or a group (e.g., of individuals or entities) that interacts or communicates with or over social-networking system 160. In particular embodiments, when a user registers for an account with social-networking system 160, social-networking system 160 may create a user node 302 corresponding to the user, and store the user node 302 in one or more data stores. Users and user nodes 302 described herein may, where appropriate, refer to registered users and user nodes 302 associated with registered users. In addition or as an alternative, users and user nodes 302 described herein may, where appropriate, refer to users that have not registered with social-networking system 160. In particular embodiments, a user node 302 may be associated with information provided by a user or information gathered by various systems, including social-networking system 160. As an example and not by way of limitation, a user may provide his or her name, profile picture, contact information, birth date, sex, marital status, family status, employment, education background, preferences, interests, or other demographic information. In particular embodiments, a user node 302 may be associated with one or more data objects corresponding to information associated with a user. In particular embodiments, a user node 302 may correspond to one or more webpages or one or more user-profile pages (which may be webpages).

[0079] In particular embodiments, a concept node 304 may correspond to a concept. As an example and not by way of limitation, a concept may correspond to a place (such as, for example, a movie theater, restaurant, landmark, or city); a website (such as, for example, a website associated with social-network system 160 or a third-party website associated with a web-application server); an entity (such as, for example, a person, business, group, sports team, or celebrity); a resource (such as, for example, an audio file, video file, digital photo, text file, structured document, or application) which may be located within social-networking system 160 or on an external server, such as a web-application server; real or intellectual property (such as, for example, a sculpture,

painting, movie, game, song, idea, photograph, or written work); a game; an activity; an idea or theory; another suitable concept; or two or more such concepts. A concept node 304 may be associated with information of a concept provided by a user or information gathered by various systems, including social-networking system 160. As an example and not by way of limitation, information of a concept may include a name or a title; one or more images (e.g., an image of the cover page of a book); a location (e.g., an address or a geographical location); a website (which may be associated with a URL); contact information (e.g., a phone number or an email address); other suitable concept information; or any suitable combination of such information. In particular embodiments, a concept node 304 may be associated with one or more data objects corresponding to information associated with concept node 304. In particular embodiments, a concept node 304 may correspond to a webpage.

[0080] In particular embodiments, a node in social graph 300 may represent or be represented by a webpage (which may be referred to as a “profile page”). Profile pages may be hosted by or accessible to social-networking system 160. Profile pages may also be hosted on third-party websites associated with a third-party server 170. As an example and not by way of limitation, a profile page corresponding to a particular external webpage may be the particular external webpage and the profile page may correspond to a particular concept node 304. Profile pages may be viewable by all or a selected subset of other users. As an example and not by way of limitation, a user node 302 may have a corresponding user-profile page in which the corresponding user may add content, make declarations, or otherwise express himself or herself. As another example and not by way of limitation, a concept node 304 may have a corresponding concept-profile page in which one or more users may add content, make declarations, or express themselves, particularly in relation to the concept corresponding to concept node 304.

[0081] In particular embodiments, a concept node 304 may represent a third-party webpage or resource hosted by a third-party system 170. The third-party webpage or resource may include, among other elements, content, a selectable or other icon, or other inter-actable object (which may be implemented, for example, in JavaScript, AJAX, or PHP codes) representing an action or activity. As an example and not by way of limitation, a third-party webpage may include a selectable icon such as “like,” “check in,” “eat,” “recommend,” or another suitable action or activity. A user viewing the third-party webpage may perform an action by selecting one of the icons (e.g., “eat”), causing a client system 130 to send to social-networking system 160 a message indicating the user’s action. In response to the message, social-networking system 160 may create an edge (e.g., an “eat” edge) between a user node 302 corresponding to the user and a concept node 304 corresponding to the third-party webpage or resource and store edge 306 in one or more data stores.

[0082] In particular embodiments, a pair of nodes in social graph 300 may be connected to each other by one or more edges 306. An edge 306 connecting a pair of nodes may represent a relationship between the pair of nodes. In particular embodiments, an edge 306 may include or represent one or more data objects or attributes corresponding to the relationship between a pair of nodes. As an example and not by way of limitation, a first user may indicate that a second user is a “friend” of the first user. In response to this indication, social-networking system 160 may send a “friend request” to the

second user. If the second user confirms the “friend request,” social-networking system 160 may create an edge 306 connecting the first user’s user node 302 to the second user’s user node 302 in social graph 300 and store edge 306 as social-graph information in one or more of data stores 24. In the example of FIG. 3, social graph 300 includes an edge 306 indicating a friend relation between user nodes 302 of user “A” and user “B” and an edge indicating a friend relation between user nodes 302 of user “C” and user “B.” Although this disclosure describes or illustrates particular edges 306 with particular attributes connecting particular user nodes 302, this disclosure contemplates any suitable edges 306 with any suitable attributes connecting user nodes 302. As an example and not by way of limitation, an edge 306 may represent a friendship, family relationship, business or employment relationship, fan relationship, follower relationship, visitor relationship, subscriber relationship, superior/subordinate relationship, reciprocal relationship, non-reciprocal relationship, another suitable type of relationship, or two or more such relationships. Moreover, although this disclosure generally describes nodes as being connected, this disclosure also describes users or concepts as being connected. Herein, references to users or concepts being connected may, where appropriate, refer to the nodes corresponding to those users or concepts being connected in social graph 300 by one or more edges 306.

[0083] In particular embodiments, an edge 306 between a user node 302 and a concept node 304 may represent a particular action or activity performed by a user associated with user node 302 toward a concept associated with a concept node 304. As an example and not by way of limitation, as illustrated in FIG. 3, a user may “like,” “attended,” “played,” “listened,” “cooked,” “worked at,” or “watched” a concept, each of which may correspond to a edge type or subtype. A concept-profile page corresponding to a concept node 304 may include, for example, a selectable “check in” icon (such as, for example, a clickable “check in” icon) or a selectable “add to favorites” icon. Similarly, after a user clicks these icons, social-networking system 160 may create a “favorite” edge or a “check in” edge in response to a user’s action corresponding to a respective action. As another example and not by way of limitation, a user (user “C”) may listen to a particular song (“Imagine”) using a particular application (SPOTIFY, which is an online music application). In this case, social-networking system 160 may create a “listened” edge 306 and a “used” edge (as illustrated in FIG. 3) between user nodes 302 corresponding to the user and concept nodes 304 corresponding to the song and application to indicate that the user listened to the song and used the application. Moreover, social-networking system 160 may create a “played” edge 306 (as illustrated in FIG. 3) between concept nodes 304 corresponding to the song and the application to indicate that the particular song was played by the particular application. In this case, “played” edge 306 corresponds to an action performed by an external application (SPOTIFY) on an external audio file (the song “Imagine”). Although this disclosure describes particular edges 306 with particular attributes connecting user nodes 302 and concept nodes 304, this disclosure contemplates any suitable edges 306 with any suitable attributes connecting user nodes 302 and concept nodes 304. Moreover, although this disclosure describes edges between a user node 302 and a concept node 304 representing a single relationship, this disclosure contemplates edges between a user node 302 and a concept node 304 representing one or

more relationships. As an example and not by way of limitation, an edge 306 may represent both that a user likes and has used at a particular concept. Alternatively, another edge 306 may represent each type of relationship (or multiples of a single relationship) between a user node 302 and a concept node 304 (as illustrated in FIG. 3 between user node 302 for user “E” and concept node 304 for “SPOTIFY”).

[0084] In particular embodiments, social-networking system 160 may create an edge 306 between a user node 302 and a concept node 304 in social graph 300. As an example and not by way of limitation, a user viewing a concept-profile page (such as, for example, by using a web browser or a special-purpose application hosted by the user’s client system 130) may indicate that he or she likes the concept represented by the concept node 304 by clicking or selecting a “Like” icon, which may cause the user’s client system 130 to send to social-networking system 160 a message indicating the user’s liking of the concept associated with the concept-profile page. In response to the message, social-networking system 160 may create an edge 306 between user node 302 associated with the user and concept node 304, as illustrated by “like” edge 306 between the user and concept node 304. In particular embodiments, social-networking system 160 may store an edge 306 in one or more data stores. In particular embodiments, an edge 306 may be automatically formed by social-networking system 160 in response to a particular user action. As an example and not by way of limitation, if a first user uploads a picture, watches a movie, or listens to a song, an edge 306 may be formed between user node 302 corresponding to the first user and concept nodes 304 corresponding to those concepts. Although this disclosure describes forming particular edges 306 in particular manners, this disclosure contemplates forming any suitable edges 306 in any suitable manner.

[0085] FIG. 4 illustrates an example network environment for an example social networking system enabling social TV viewing. Social networking system 160 may be connected via network 110 such as the Internet to a plurality of connected devices 404. Connected devices 404 may include, without limitation, Internet-enabled television sets 404a that connect to network 110 through a local internet service provider (ISP), mobile devices 404b that connect to network 110 through a wireless connection such as a wireless cellular data network, or TVs 404d that connect to the Internet (network 110) through a STB or gateway device 404c. STB/gateway 404c may be any hardware or software that delivers content or possesses a network interface card (NIC) for connecting to a local area network (LAN). For example, STB/gateway 404c may be a cable box provided by an MSO, such as Comcast, Time Warner, AT&T U-verse, or Dish Network. In such examples, STB/gateway 404c may receive content from MSOs 402. As another example, STB/gateway 404c may be a device that streams video from third-party internet sites or services such as OTT providers 403. Examples of such gateways 404c include, without limitation, devices from Roku, Boxee, Apple TV, and Google TV that allow users to access content from OTT providers 403 such as NetFlix, Hulu, Amazon Video, YouTube, and the like. In some embodiments, STB/gateway 404c may be a stand-alone device. In other embodiments, the functionality of STB/gateway 404c may be incorporated into TVs 404d.

[0086] In general, a user’s social connections or activities can be used to customize or personalize the user’s experience with a social TV viewing system such as the system of FIG. 4.



Some embodiments may utilize methods to customize a user's experience as described in U.S. patent application Ser. No. 12/759,676 entitled "Token-Activated, Federated Access to Social Network Information," which is incorporated herein by reference. In particular embodiments, connected devices **404** receive content from MSOs **402** or OTT providers **403** while receiving or sending social data to social networking system **160**. For example, a user watching a particular TV show or movie on either service may choose to share that he or she is currently viewing the program to his or her friends. Conversely, a user browsing the Electronic Programming Guide (EPG) of an MSO **402** or the content navigator of an OTT provider **403** may be presented with social data including the content that his or her friends on social networking system **160** have watched, are currently watching, or plan to watch. Thus, after exchanging auth messages **406** with social networking system **160** to authenticate the user's social networking identity with his or her connected device **404**, connected devices **404** may receive discover messages **408** that identify content being consumed or watched by his or her friends on the social network, and send share messages **407** to inform social networking system **160** of what the user has, is, or plans to watch or "consume." Although FIG. 4 depicts these messages as being sent directly between social networking system **160** and connected devices **404**, in particular embodiments, authorization, share, and discover messages **406**, **407**, and **408** may be exchanged between the provider from which content is being accessed, namely, MSOs **402** and OTT providers **403**. This disclosure contemplates any suitable means of routing messages from viewing devices **404** to social networking system **160**.

[0087] Although increasingly rare, there are scenarios wherein a particular user of the social networking system has no means of linking his TV or viewing device to social networking system **160**. Unconnected devices **405** lack any means of connecting to Internet/network **110**. For example, a user may not have a local ISP, and only TV service from an MSO. As another example, a user may have both cable service from an MSO as well as internet access from a local ISP, but his or her STB **404c** may not include a NIC. In such configurations, MSO **402** communicates authorization, share, and discover messages with social networking system **160**, and unconnected devices **405** communicate, via STB **404c**, only with MSOs **402**.

[0088] In particular embodiments, content may be delivered to user devices **404** and **405** tagged with content identifiers and metadata. For example, Comcast may utilize its own proprietary EPG data format that lists the program name, air date, actors, producer, director, etc. In particular embodiments, content providers **402** and **403** may obtain content identifiers and metadata from content databases **401**, such as the Rovi Corporation. Each particular piece of content may be sent from devices **404**, or, in particular embodiments, via content providers **402** and **403**, as graph data including a graph object and graph action. As previously discussed, social networking system **160** may de-duplicate graph data for the same graph object in a graph data store by comparing various attributes about the content object; for example, name, actors, duration, air date, etc. Thus, social networking system **160** may attribute graph data sent from Hulu that a particular user watched the critically-acclaimed feature film "The Marine" to the same graph object as a user currently watching "The Marine" on Comcast digital cable, irrespective of the source and format of the content metadata.

[0089] FIG. 5 conceptually illustrates a cycle of sharing of watched video content. At authorization phase **501**, a particular user **101** authenticates her social networking user identifier with a device **404** or **405** on which she wishes to browse or view content. As previously discussed, devices **404/405** may be any device on which a user may view content, including a personal computing device including a browser application viewing a website of an OTT provider **403**, television, or mobile device running a dedicated application for a content provider. In particular embodiments, a user may associate accounts on multiple external services with his or her social networking identifier, and permit the external services to query the social graph or publish graph data to social networking system **160**. For example, user **101** may associate her Hulu account, Netflix account, and ATT U-Verse account with her social networking user identifier and password, thereby sharing all content across multiple content delivery services with the social network, and therefore, her friends on the social network.

[0090] At consumption & sharing phase **502**, user **101** consumes content by watching or queuing video content, and shares a story of the consumption with social networking system **160**. In particular embodiments, user **101** may explicitly share a story of her consumption of the content with social networking system **160** by actively selecting sharing buttons on a user interface. In particular embodiments, sharing occurs passively without user selection. When stories of content consumption by user **101** are sent to social networking system **160**, the friends **101a-e** of user **101** may view the sharing stories, thereby discovering new content to consume. In particular embodiments, user **101** may specify which of her friends **101a-e** may view her consumption stories. In particular embodiments, user **101** may have different privacy settings for actively and passively shared consumption stories.

[0091] At discovery phase **503**, user **101** may view consumption stories published by her friends **101a-e**. As previously stated, the ability of user **101** to view consumption stories published by the user's friends **101a-e** depends on the privacy settings of each individual user **101a-e**. Thus, the conceptual framework of FIG. 5 describes a cycle where users are constantly discovering new content shared by their friends, consuming content, and sharing content with their friends. Hence the user experience both on and off social networking system **160** is enhanced.

[0092] FIG. 6 conceptually illustrates publishing a consumption story across multiple distribution channels. In FIG. 6, user **101** shares a statement **605** to social networking system **160** (and consequently, the friends of user **101**) that she is currently "watching Lone Survivor." As discussed above, social networking system **160** processes the graph data received from the content service provider from which user **101** is watching "Lone Survivor," and processes the graph data to map it to a single content identifier. The resultant story may be published to a number of channels, such as websites **601**, applications ("apps") **602**, the social networking system itself **601**, and social plug-ins **604**.

[0093] In particular embodiments, consumption stories are not "pushed" to distribution services **601-604**, but rather the service issues a request to social networking system **160** to query the social graph. For example, when a user logs into the clicker website **601** with their social networking ID, a script of a plug-in embedded in the markup language delivered to the user device may issue a query to the social graph containing the user's social networking identifier. In response, social



networking system **160** may return all the user's friends consumption stories, and the plug-in may display the consumption stories on a predetermined portion of the page. In particular embodiments, the third party system **170** is responsible for mapping social graph content identifiers received from social networking system **160** to content on its own website.

[0094] As another example, when a user accesses a mobile application **602** on his or her mobile device (such as an iPhone or iPad), the application may issue a query to the social graph for consumption stories of the friend whose account is associated with the mobile device. In particular embodiments, social networking system **160** is responsible for the mapping from social graph content identifiers to the content identifiers used by third party system **170**. For example, if a user accesses his or her programming guide on her AT&T U-Verse service, the social networking system may return data that associates published consumption stories with programs within the programming guide.

[0095] In some embodiments, user **101** may authorize social networking system **160** to directly control the user's DVR or STB. For example, a user's STB/gateway **404c** may include a DVR for recording TV shows or other content for later viewing. User **101** may indicate to social networking system **160** one or more preferences regarding to what extent social networking system **160** is authorized to directly control content that is recorded on the user's DVR. In one embodiment, the preferences include an authorization for social networking system **160** to directly program the user's DVR to record TV shows or other content based on what friends **101a-e** of user **101** are currently watching or plan to watch. For example, social networking system **160** may determine from posts of friends **101a-e** on social networking system **160** that at least one friend is currently watching or planning to watch the show "Lone Survivor." An example of a post may be, "I can't wait to watch Lone Survivor tonight." If user **101** has authorized social networking system **160** to directly control his DVR, social networking system **160** sends instructions to the user's DVR to record the show "Lone Survivor." In certain embodiments, this may include determining a particular start time, channel, and duration for the show "Lone Survivor" and then sending instructions to the user's DVR to begin recording the determined channel at the determined start time and for the determined duration. In some embodiments, the particular start time, channel, and duration of known shows may be determined by communicating with MSOs **402**, OTT providers **403**, or content databases **401**.

[0096] In another example, user **101** may indicate an authorization for social networking system **160** to directly program the user's DVR to record TV shows or other content based on the posts of user **101**. For example, social networking system **160** may determine from posts of user **101** that the user is interested in the show "Lone Survivor." An example of a post by user **101** may be a comment such as "that show looks interesting" that is made in response to a friend's post about the show "Lone Survivor." If user **101** has authorized social networking system **160** to directly control his DVR based on posts of user **101**, social networking system **160** sends instructions to the user's DVR to record the show "Lone Survivor" as described above.

[0097] In another example, user **101** may indicate an authorization for social networking system **160** to directly control the user's STB to view TV shows or other content based on content that is shared with user **101** by other users (e.g.,

friends). For example, social networking system **160** may determine that a friend of user **101** has shared the show "Lone Survivor" with user **101**. If user **101** has authorized social networking system **160** to directly control his STB based on content shared by his friends, social networking system **160** may send instructions to the STB of user **101** to view the show "Lone Survivor." This may include, for example, tuning to the appropriate channel to view "Lone Survivor."

[0098] In some embodiments, user **101** may indicate a preference that social networking system **160** seeks the user's permission before directly programming the user's DVR. For example, once social networking system **160** determines that at least one friend **101a-e** of user **101** is currently watching or is planning to watch a particular TV show, social networking system **160** may send an authorization message to user **101** recommending that user **101** records the particular TV show. As a specific example for illustrative purposes only, a particular friend **101a-e** of user **101** may post the message "I can't wait to watch Lone Survivor tonight" to social networking system **160**. Social networking system **160** may then notify user **101** that his friend is planning to watch "Lone Survivor." In certain embodiments, the notification may be via email, text messaging, a post on social networking system **160**, or any other appropriate method. The notification may also include a request for user **101** to authorize social networking system **160** to automatically record "Lone Survivor" for the user. For example, the notification may include a hyperlink, button, or any other appropriate method that allows the user to easily approve social networking system **160** to record the show. If the user takes the appropriate steps to authorize social networking system **160** to record the show, social networking system **160** sends instructions to the user's DVR to record the show "Lone Survivor" as discussed above. If the user does not take the appropriate steps to authorize social networking system **160** to record the show, social networking system **160** does not send instructions to the user's DVR to record the show "Lone Survivor."

[0099] In certain embodiments, user **101** may authorize one or more friends **101a-e** to directly control what is recorded on the user's DVR. For example, user **101** may indicate to social networking system **160** that certain friends **101a-e** are authorized to recommend shows to record on the user's DVR. As a specific example for illustrative purposes only, user **101** may indicate to social networking system **160** that friend **101a** is authorized to record shows on the DVR of user **101**. Friend **101a** may then interact with social networking system **160** using, for example, a web browser or mobile application to indicate to social networking system **160** that he would like for user **101** to view "Lone Survivor." For example, friend **101a** may send a message to user **101** telling user **101** the he is planning to watch "Lone Survivor" or inviting or inviting user **101** to watch "Lone Survivor" that friend **101a** is currently watching. In some circumstances, however, user **101** may not view the message or interact with the invite before the show airs (or after a certain period of time). In such circumstances, social networking system **160** may determine that user **101** will not be able to view or record the show and thus take action to record the show for user **101**. To do this, social networking system **160** may determine a particular start time, channel, and duration for the show "Lone Survivor" and then send instructions to the DVR of user **101** to begin recording the determined channel at the determined start time and for the determined duration. As a result, user **101** and friend **101a** may each view the same show and may

subsequently interact via social networking system **160** about the show. Thus, the social interaction between user **101** and friend **101a** may be improved.

**[0100]** In some embodiments, social networking system **160** may send instructions to a user's STB to pause the current show that is being viewed by user **101** based on interactions of the user with social networking system **160**. For example, if user **101** is interacting with social networking system **160** via another client system **130**, social networking system **160** may detect this interaction and send instructions to STB/gateway **404c** of user **101** to pause the current TV show that is being viewed. As one example for illustrative purposes only, user **101** may be interacting with social networking system **160** via a smartphone to, for example, post messages to social networking system **160**. If social networking system **160** determines that user **101** has posted to social networking system **160** more than a predetermined number of times within a predetermined period of time, social networking system **160** may determine that user **101** is not currently viewing the particular TV show and thus send instructions to STB/gateway **404c** of user **101** to pause the TV show. As another example, user **101** may be chatting with friends **101a-e** using a chat program of social networking system **160**. Social networking system **160** may detect that user **101** is interacting with the chat program more than a predetermined amount of time or has typed more than a predetermined amount of text into the chat program and thus send instructions to STB/gateway **404c** of user **101** to pause any program that is currently being viewed by the user.

**[0101]** In one embodiment, social networking system **160** may send instructions to STB/gateway **404c** of user **101** to mute or pause the TV when user **101** receives a phone call. For example, a mobile app of the social networking system **160** running on a smartphone of user **101** may detect that user **101** has received a phone call. The mobile app may then send an indication of the phone call to social networking system **160**. Social networking system **160** may then send instructions to STB/gateway **404c** of user **101** to pause or mute the current TV show. As a result, user **101** may be able to focus on the phone call without having to worry about manually pausing or muting the TV.

**[0102]** FIG. 7 illustrates an example method **700** for providing instructions to a STB of a user based on the user's authorization. Method **700** may begin at step **710** where authorization is received from a first user of a social-networking system to control at least in part one or more functions of a STB of the first user. In some embodiments, the functions may include recording shows or providing setting to record shows, pausing or begin playing shows on a TV, muting or un-muting the volume of the TV, turning on or off closed-captioning on the TV, turning on or off power to the TV, changing the channel being viewed on the TV, and the like. In certain embodiments, the received authorization from the first user may indicate an authorization for the social-networking system to automatically record content on the user's STB based on what the user's friends are currently watching or are planning to watch. In certain embodiments, the received authorization from the first user may indicate an authorization for the social-networking system to recommend to the first user one or more shows to record based on what the user's friends are currently watching or are planning to watch. In certain embodiments, the received authorization from the first user may indicate an authorization for a friend of the first user to directly control content recorded on the first user's STB. In

some embodiments, the STB of the first user may refer to STB/gateway **404c** described above. In certain embodiments, the STB may include a DVR. In some embodiments, the social-networking system refers to social networking system **160** described above and includes a graph such as social graph **300** described above.

**[0103]** At step **720**, one or more social actions of one or more second users of the social-networking system are determined. In certain embodiments, the one or more second users refer to friends **101a-e** described above. In some embodiments, the one or more second users are associated with a user node in the social graph of step **710**. In some embodiments, the user nodes of the one or more second users are connected to a user node associated with the first user by one or more edges in the social graph. In certain embodiments, the determined social actions of step **720** are related to current or future content consumption by either the second users or the first user. For example, the determined social actions may refer to posts by the first or second users to the social-networking system. In some embodiments, the posts may indicate particular content such as a TV show or movie that the user is currently watching, is planning to watch, is liked by the user, or looks interesting to the user. In certain embodiments, the determined social actions of step **720** refer to any interaction by the first user with the social-networking system. For example, the social actions may refer to interacting with a chat program of the social-networking system, posting messages to the social-networking system, receiving a phone call on a mobile device in which an app of the social-networking system is running, and the like.

**[0104]** At step **730**, one or more instructions for the STB of the first user are determined based at least in part on the social actions of step **720**. For example, in embodiments where the social actions of step **720** refer to current or future content consumption such as posts that indicate that a user is currently watching or is planning to watch a particular TV show, the determined one or more instructions for the STB may include instructions to record or view the particular TV show. As another example, in embodiments where the social actions of step **720** refer to interactions with the social-networking system such as a user typing in a chat session, the determined one or more instructions for the STB may include instructions to pause the TV show currently being viewed by the user. As yet another example, in embodiments where the social actions of step **720** refer to a mobile app of the social-networking system detecting that a user has received a phone call on a mobile device, the determined one or more instructions for the STB may include instructions to pause or mute the TV show currently being viewed by the user. While particular scenarios and instructions have been discussed, the disclosure anticipates any appropriate instruction being determined based on users' social actions.

**[0105]** At step **740**, the instructions determined in step **730** are provided for the STB of the first user. In one embodiment, the instructions are provided by social networking system **160** directly to the DVR or STB of the first user via network **110**. In some embodiments, the instructions are provided by social networking system **160** to the DVR or STB of the first user via OTT providers **403** or MSOs **402**. In certain embodiments, the instructions are provided to the DVR or STB of the first user via social TV dongle **810** described in more detail below. The disclosure anticipates any appropriate means of providing the instructions to the DVR or STB of the first user. After step **740**, method **700** may end.

[0106] Particular embodiments may repeat one or more steps of the method of FIG. 7, where appropriate. Although this disclosure describes and illustrates particular steps of the method of FIG. 7 as occurring in a particular order, this disclosure contemplates any suitable steps of the method of FIG. 7 occurring in any suitable order. Moreover, although this disclosure describes and illustrates particular components, devices, or systems carrying out particular steps of the method of FIG. 7, this disclosure contemplates any suitable combination of any suitable components, devices, or systems carrying out any suitable steps of the method of FIG. 7.

[0107] FIG. 8 illustrates a social TV dongle 810 that may be utilized in some embodiments of the network environment of FIG. 4. In general, social TV dongle 810 may be any combination of hardware and software that resides between a content source 820 and a TV 830. Social TV dongle 810 may be communicatively (either bidirectional or unidirectional) coupled to content source 820 and TV 830 via, for example, an HDMI cable or any other appropriate link for sending video streams 850 and 860. Social TV dongle 810 may also be communicatively coupled to one or more mobile devices 840, social networking system 160, and OTT providers 403 such as NetFlix, Hulu, Amazon Video, YouTube, Spotify, and the like. For example, social TV dongle 810 may be wirelessly coupled to mobile device 840 via BLUETOOTH, NFC, or any other appropriate wireless communications protocol. Social dongle 810 may also be communicatively coupled to social networking system 160 and OTT providers 403 via for example, WiFi, Ethernet, or an HDMI cable. In some embodiments, social TV dongle 810 may send instructions via IR to content source 820. In certain embodiments, social TV dongle 810 may be configured as a WiFi access point. In some embodiments, social TV dongle 810 may be communicatively coupled to a network such as the internet via an HDMI cable (e.g., an HDMI cable coupled to content source 820 or TV 830.)

[0108] In general, social TV dongle 810 receives a video stream 850 from content source 820 and outputs a modified video stream 860 to TV 830. The modified video stream 860 may include social content from social networking system 160. For example, social TV dongle 810 may overlay advertisements from social networking system 160 onto video stream 850 in order to create modified video stream 860 for display on TV 830. As another example, social TV dongle 810 may overlay (full screen or partial screen) notifications, newsfeeds, tickers, or any other information from social networking system 160 onto video stream 850 in order to create modified video stream 860 for display on TV 830. The modified video stream 860 may also include content from OTT providers 403. For example, TV dongle 810 may overlay videos from NetFlix onto video stream 850 in order to create modified video stream 860 for display on TV 830. A particular embodiment of social TV dongle 810 is discussed in more detail below in reference to FIG. 9. A particular embodiment of how social TV dongle 810 creates modified video stream 860 for display on TV 830 is discussed in more detail below in reference to FIG. 11. In some embodiments, social TV dongle 810 may not be connected to any content source 820 and may instead serve as the only input to TV 830.

[0109] Content source 820 may be any device that outputs video stream 850 for display on a TV 830. For example, content source 820 may be a STB or DVR of user 101 such as STB/gateway 404c discussed above. In some embodiments content source 820 may be a gaming console such as an

XBOX, Wii, or PLAYSTATION. In some embodiments, content source 820 may be any device from Roku, Boxee, Apple TV, or Google TV that allows users to access content from OTT providers 403 such as NetFlix, Hulu, Amazon Video, YouTube, and the like.

[0110] TV 830 may be any device capable of displaying content such as video streams from content source 820 to user 101. For example, TV 830 may be connected device 404, TV 404d, or unconnected device 405 discussed above. Mobile device 840 may be any mobile computing device of user 101 such as a smartphone, tablet computer, laptop computer, and the like. In some embodiments, mobile device 840 is mobile device 404b discussed above.

[0111] In operation, social TV dongle 810 receives video stream 850 that is output from content source 820. Social TV dongle 810 creates modified video stream 860 from video stream 850 for display on TV 830. To create modified video stream 860, some embodiments of social TV dongle 810 overlay social content 870 from social networking system 160. For example, social TV dongle 810 may receive video stream 850 associated with a TV show via an HDMI cable from content source 820. Social TV dongle 810 may overlay social content 870 on top of video stream 850 according to instructions received from social networking system 160 before outputting modified video stream 860 to TV 830. As a result, user 101 may be able to view social content 870 from social networking system 160 on TV 830 while watching the TV show. Social content 870 may include an advertisement 870a, notification 870b, newsfeed 870c, ticker 870d, chat session 870e, or any other appropriate social content from social networking system 160. Various embodiments of social content 870 that may be displayed on TV 830 on top of a TV show are discussed in more detail below. While various embodiments are discussed in reference to viewing a TV show on TV 830, it should be understood that social content 870 from social networking system 160 may be displayed by social TV dongle 810 on TV 830 on top of any content (e.g., a video game, a movie, a blank screen, etc.).

[0112] In some embodiments, social TV dongle 810 may overlay advertisements 870a from social networking system 160 on top of video stream 850 to create modified video stream 860 for display on TV 830. In some embodiments, advertisements 870a may take up the entire screen of TV 830. In other embodiments, advertisements 870a may take up only a portion of the screen of TV 830. Advertisements 870a may be any appropriate advertisement. As one example, advertisement 870a may a full-screen advertisement from social networking system 160 that replaces a broadcast commercial in video stream 850 from, for example, MSO 402 or OTT provider 403. In such embodiments, social TV dongle 810 may analyze incoming video stream 850 in order to determine when a broadcast commercial in the video stream begins. Then, social TV dongle 810 may overlay a full-screen advertisement 870a over the commercial. In one embodiment, advertisement 870a may be for a product that is currently being displayed in a TV show. As an example for illustrative purposes only, consider a TV show in which the product "Mega-Cola" is shown in a particular scene. Social TV dongle 810 may receive an advertisement from social networking system 160 for Mega-Cola and display a small advertisement for Mega-Cola while the product is being shown in the scene. Particular embodiments of determining product placement in a TV show are discussed further below in reference to FIG. 19.

[0113] In some embodiments, social networking system 160 may sell advertisements based on what users 101 have explicitly indicated they will watch or record. For example, social networking system 160 may analyze posts to social networking system 160 to determine which users have indicated they are planning to watch a particular show. In some embodiments, social networking system 160 may determine what shows users 101 have instructed a DVR to record. Social networking system 160 may then sell advertisements which are targeted to the group of users that the social networking system 160 determined are planning to watch the particular show.

[0114] In some embodiments, social TV dongle 810 may overlay notifications 870b from social networking system 160 on top of video stream 850 to create modified video stream 860 for display on TV 830. For example, if one or more friends 101a-e of user 101 have posted messages to social networking system 160 about a particular show, the messages may be displayed on TV 830 while the user is watching the show. In some embodiments, notifications 870b may be relevant to or related to the current show being viewed on TV 830. For example, if a particular friend of user 101 has posted “this episode of Lone Survivor is really good tonight,” a notification 870b may appear on TV 830 of user 101 while the show “Lone Survivor” is being viewed. In some embodiments, notification 870b may indicate one or more of the friend’s name, the friend’s avatar, and the friend’s message. For example, notification 870b may include “Friend A says: this episode of Lone Survivor is really good tonight.”

[0115] In certain embodiments, messages from friends 101a-e are shown to user 101 at the point in a show in which the messages were posted, regardless of whether the show is being viewed in real-time or time-delayed. To accomplish this, certain embodiments time-stamp posts to social networking system 160 with a time that is relative to a particular show. For example, if a friend 101a posts a comment about a particular show fifteen minutes after the beginning of the show, the comment may be time-stamped with a time that indicates it was posted fifteen minutes into the show. Then, if another user 101 is viewing a recorded version of the same show (i.e., a time-delayed version), the friend’s comment may appear at the same point in the show (i.e., fifteen minutes after the beginning of the show) for user 101. In embodiments where user 101 and friend 101a are both viewing the same live show, social TV dongle 810 may display to user 101 posts by friend 101a about the show immediately after they are posted.

[0116] In one embodiment, social TV dongle 810 may overlay newsfeed 870c, ticker 870d, and chat session 870e from social networking system 160 on top of a TV show being viewed by user 101 on TV 830. Newsfeed 870c may refer to any list of social content from social networking system 160 for user 101. For example, newsfeed 870c may include friends’ posts, friends’ status updates, friends’ photo, friends’ likes, or any other social content from social networking system 160 according to social graph 300. Ticker 870d may refer to real-time updates of stocks, sports scores, or any other data of user 101. Chat sessions 870e may include messages exchanged between user 101 and one or more friends 101a-e using, for example, a chat interface on a website or mobile device 840. Particular embodiments of chat sessions are discussed in more detail below in reference to FIG. 23.

[0117] In some embodiments, social content 870 may be filtered to only display items that are relevant to the show the

user is watching. For example, only content in newsfeed 870c of user 101 that is relevant to the particular show user 101 is currently watching may be displayed on top of the show. As another example, only content in ticker 870d that is relevant to the current sport that user 101 is viewing may be displayed on TV 830. For example, if user 101 is currently viewing a baseball game, only baseball scores or baseball-related information from ticker 870d may be displayed on top of the current baseball game being viewed by user 101.

[0118] As discussed above, social networking system 160 may overlay broadcast commercials with advertisements 870a from social networking system 160. In some embodiments, social networking system 160 may provide a bidding scheme for displaying advertisements 870a from social networking system 160 for users on TV 830. For example, social networking system 160 may allow MSO 402 to submit a bid to social networking system 160 to display broadcast advertisements on TV 830 instead of advertisements 870a from social networking system 160. Then, based on the bid of MSO 402, social networking system 160 may determine whether or not to overlay a broadcast commercial with advertisements 870a from social networking system 160. As one example, if the bid from MSO 402 is not greater than a predetermined price, social networking system 160 may completely overlay broadcast commercials with advertisements 870a from social networking system 160.

[0119] In some embodiments, user 101 may “check in” with social networking system 160 using social TV dongle 810. In some embodiments, user 101 may “check in” by interacting with social TV dongle 810 using mobile device 840 to indicate the current location of user 101 to social networking system 160. For example, user 101 may press a “check in” button displayed in a mobile app of social networking system 160 on mobile device 840 when user 101 is in proximity to social TV dongle 810. Social TV dongle 810 may then send information to social networking system 160 that indicates that user 101 has checked in at home. As a result, a post such as “User 101 has checked in at home” may be posted to social networking system 160 for user 101 and made available to friends 101a-e of user 101. In another example, user 101 may visit the home of friend 101a and press a “Check in” button displayed in a mobile app of social networking system 160 on mobile device 840 when user 101 is in proximity to the social TV dongle 810 of friend 101a. The social TV dongle 810 of friend 101a may then send information to social networking system 160 that indicates that user 101 has checked in at the home of friend 101a. As a result, a post such as “User 101 has checked in at the home of friend 101a” may be posted to social networking system 160 for user 101 and made available to friends 101a-e of user 101.

[0120] FIG. 9 illustrates a particular embodiment of social TV dongle 810. In this embodiment, social TV dongle 810 includes a CPU 911, flash memory 912, RAM 913, HDMI receiver 914, IR receiver 915, USB client 916, power management IC (PMIC) 917, WiFi/BLUETOOTH transceiver 918, HDMI transmitter 919, IR transmitter 921 and USB host 922. HDMI receiver 914 receives video stream 850 from content source 820 via an HDMI cable. IR receiver 915 receives IR communications from a remote control device 950. USB client 916 communicates with any device such as a PC via USB. PMIC 917 provides power to social TV dongle 810 via a USB cable plugged into a wall adapter or PC 960. WiFi/BLUETOOTH transceiver 918 communicates with mobile device 840 and social networking system 160 using

the WiFi and BLUETOOTH, respectively. HDMI transmitter **919** communicates modified video stream **860** to TV **830** via an HDMI cable. IR transmitter **921** communicates IR instructions to STB/gateway **404c**. USB host **922** provides USB communications to devices such as a web cam **970**. Devices **914-922** are communicatively coupled to CPU **911** via, for example, a bus. CPU **911** controls the operation of social TV dongle **810** and performs the functions of social TV dongle **810** described herein. While a particular embodiment of social TV dongle **810** is illustrated in FIG. **9**, social TV dongle **810** may include any appropriate components in any appropriate configuration. In certain embodiments, social TV dongle **810** may be fully or partially implemented in SW. In some embodiments, social TV dongle **810** may be a low-cost implementation that includes a minimal amount of memory or processing power.

[**0121**] In some embodiments, social TV dongle **810** may be configured (e.g., during an initial or installation process, etc.) by an appropriate means. In some embodiments, a quick response (QR) code may be provided by social networking system **160** in order to configure social TV dongle **810**. In some embodiments, user **101** may simply scan the QR code using, for example, mobile device **840**, in order to configure social TV dongle **810**. In some embodiments, audio fingerprinting may be utilized in order to configure social TV dongle **810**. For example, social TV dongle **810** may utilize voice recognition to identify user **101** and configure social TV dongle **810** accordingly.

[**0122**] FIG. **10** illustrates an example method **1000** for concurrently displaying social content with shows being viewed on a TV. Method **1000** may begin at step **1010**, where a broadcast video stream is received at a social TV dongle from a content source using a first interface. In some embodiments, the first interface may refer to HDMI receiver **914**. In some embodiments, the broadcast video stream refers to video stream **850** above. In certain embodiments, the broadcast video stream is received at social TV dongle **810**. In some embodiments, the content source may refer to content source **820** above. The broadcast video stream may include broadcast TV shows, recorded shows or movies from a DVR, video game data, pay-per-view movies, content from OTT provider **403**, or any other content to be viewed on a TV such as TV **830**.

[**0123**] At step **1020**, social content is received by the social TV dongle from a social-networking system such as social networking system **160** using a second interface. In certain embodiments, the second interface may refer to WiFi/BLUETOOTH transceiver **918**. In some embodiments, the social content is received at a social TV dongle **810**. In certain embodiments, the social content may refer to stories, message, posts, notifications, advertisements, newsfeeds, tickers, chat messages, or any other information from the social-networking system. In some embodiments, the social content is related to a social graph such as social graph **300**. In some embodiments, the social content is filtered to include only social content that is relevant to what is currently being viewed on a TV such as TV **830**.

[**0124**] At step **1030**, a modified video stream is generated by the social TV dongle using the broadcast video stream received in step **1010** and at least a portion of the social content received in step **1020**. In some embodiments, the modified video stream is modified video stream **860** dis-

cussed above. In certain embodiments, the modified video stream is a combination of the first video stream and the social content.

[**0125**] At step **1040**, the modified video stream is sent for display on a display device of a first user by the social TV dongle using a third interface. In certain embodiments, the third interface may refer to HDMI transmitter **919**. In some embodiments, the modified video stream is sent by social TV dongle **810** to a TV such as TV **830**. In other embodiments, the modified video stream is sent to any other appropriate display device such as a computer monitor, a tablet computer, and the like. After step **1040**, method **1000** may end.

[**0126**] Particular embodiments may repeat one or more steps of the method of FIG. **10** where appropriate. Although this disclosure describes and illustrates particular steps of the method of FIG. **10** as occurring in a particular order, this disclosure contemplates any suitable steps of the method of FIG. **10** occurring in any suitable order. Moreover, although this disclosure describes and illustrates particular components, devices, or systems carrying out particular steps of the method of FIG. **10**, this disclosure contemplates any suitable combination of any suitable components, devices, or systems carrying out any suitable steps of the method of FIG. **10**.

[**0127**] FIG. **11** illustrates how particular embodiments of social TV dongle **810** may create modified video stream **860** for display on TV **830**. In this embodiment, social TV dongle **810** receives video stream **850** from content source **820**. Social TV dongle **810** may then decode incoming video stream **850** into a series of incoming video frames **1120**. Social TV dongle **810** then overlays top frame **1130** onto incoming video frame **1120** to create a combined output frame **1110**. Combined output frames **1110** are then sent as a modified video stream **860** for display on TV **830**. Various embodiments of top frame **1130** are discussed in more detail below.

[**0128**] In some embodiments, top frame **1130** is a composite overlay image that is placed on top of incoming video frame **1120**. In certain embodiments, top frame **1130** is a transparent window that includes a social area **1140**. Social area **1140** may be a painted portion of top frame **1130** and may comprise a portion of top frame **1130** (e.g., a small corner) or may fill up the entire top frame **1130**. Social area **1140** may be opaque or semi-transparent.

[**0129**] In some embodiments, social area **1140** may be painted directly on incoming video frame **1120**. In such embodiments, social TV dongle **810** may not create top frame **1130**. Instead, any appropriate technology such as frame buffering may be utilized to draw social area **1140** directly on incoming video frame **1120**. By drawing social area **1140** directly on incoming video frame **1120**, social TV dongle **810** may create output frame **1110** for display on TV **830**.

[**0130**] In some embodiments, social area **1140** may include any social content from social networking system **160** such as social content **870** discussed above. For example, social area **1140** may include advertisements **870a**, notifications **870b**, newsfeeds **870c**, tickers **870d**, chat sessions **870e**, or any other appropriate social content from social networking system **160**. In the illustrated embodiment of FIG. **11**, for example, social area **1140** includes social content from social networking system **160** indicating that Friend A and two other friends of user **101** are currently watching the show being viewed by user **101**. In some embodiments, social area **1140** may include a facepile (e.g., multiple photos of users of social networking system **160**).

[0131] In some embodiments, social TV dongle **810** may deduce what is important in incoming video frame **1120** before determining where to place social area **1140**. In general, social TV dongle **810** may perform this function in order to avoid placing social area **1140** on top of an important area of the viewing screen. For example, if user **101** is viewing a singing competition show in which a voting telephone number is displayed on the TV screen, social TV dongle **810** may detect the telephone number and avoid placing social area **1140** on top of the telephone number or any location that would obstruct the telephone number. As another example, if user **101** is viewing a sporting event in which sports scores are scrolled along one edge of the TV screen, social TV dongle **810** may detect the scrolling scores and avoid placing social area **1140** on top of the scores or any location that would obstruct the scores. Various methods of how social TV dongle **810** may determine important areas of incoming video frame **1120** are discussed below.

[0132] In some embodiments, social TV dongle **810** may determine important areas of incoming video frame **1120** by determining static portions of the display. For example, social TV dongle **810** may compare two or more successive incoming video frames **1120** in order to determine portions of the incoming video frames **1120** that have not changed or have changed less than a predetermined amount. Social TV dongle **810** may determine that the static portions are important areas and therefore may avoid placing social area **1140** on top of the static areas. For illustrative purposes only, consider a televised sporting event in which an area of the screen is dedicated to displaying the score. This dedicated scoreboard typically would change very little, if any, between successive incoming video frames **1120**. Social TV dongle **810** may determine the location of the scoreboard on the screen by comparing successive incoming video frames **1120**. Social TV dongle **810** may then avoid overlapping the scoreboard with any portion of social area **1140**.

[0133] In some embodiments, social TV dongle **810** may determine important areas of incoming video frame **1120** by determining any text shown on the display. For example, social TV dongle **810** may analyze incoming video frame **1120** in order to determine if any portion contains text. In some embodiments, this may be accomplished using optical character recognition (OCR) or any other appropriate technique. Social TV dongle **810** may then avoid placing social area **1140** on top of the determined text. For illustrative purposes only, consider a televised singing competition in which a telephone number is displayed on the screen. Social TV dongle **810** may utilize, for example, OCR on incoming video frames **1120** in order to determine that a telephone number is being displayed and the location on the screen of the telephone number. Social TV dongle **810** may then avoid overlapping the telephone number with any portion of social area **1140**.

[0134] In some embodiments, social TV dongle **810** may determine important areas of incoming video frame **1120** by determining whether any faces are shown on the display. For example, social TV dongle **810** may analyze incoming video frame **1120** using any appropriate facial recognition technology in order to determine if any portion of the screen contains a face. Social TV dongle **810** may then avoid placing social area **1140** on top of any of the determined faces. For illustrative purposes only, consider a televised debate in which the faces of multiple people are displayed on the screen. Social TV dongle **810** may utilize, for example, facial recognition

software on incoming video frames **1120** in order to determine that multiple faces are being displayed on the screen and the location on the screen of the faces. Social TV dongle **810** may then avoid overlapping any of the faces with any portion of social area **1140**.

[0135] In some embodiments, social TV dongle **810** may determine important areas of incoming video frame **1120** using metadata provided by content producers of the program being viewed. For example, social TV dongle **810** may analyze metadata embedded in incoming video frame **1120** that indicates important areas of the screen. As another example, social TV dongle **810** may receive metadata indicating important areas of the screen for shows from content producers such as MSOs **402**. Social TV dongle **810** may then avoid placing social area **1140** on top of any of the important areas as indicated by the metadata.

[0136] In certain embodiments, the shape or location of social area **1140** may be dynamically adjusted based on the determined important areas of the screen discussed above. For example, if social area **1140** is displayed at a first location at a first time in a show, it may be resized or moved at a later time in the show if social TV dongle **810** determines that the social area **1140** is overlapping an important area of the screen. For illustrative purposes only, consider a televised singing competition in which a contestant performs during a first portion of the show and then a telephone number to vote for the contestant is displayed on the screen at a later point in the show. If social area **1140** is displayed in the lower center portion of the screen during the contestant's performance during the first portion of the show (e.g., to avoid overlapping the singer's face), it may overlap the telephone number when it is displayed later in the show. To avoid this, social TV dongle **810** may detect that a new important area of the screen has appeared (i.e., the telephone number) and either adjust the size or shape of social area **1140** to avoid the telephone number, or move social area **1140** to avoid the telephone number.

[0137] Some embodiments of social TV dongle **810** may resize social area **1140** to mask or hide content in incoming video frames **1120**. For example, incoming video frames **1120** may include an EPG from MSO **402**. Social TV dongle **810** may detect the portion of the screen occupied by the EPG using, for example, any of the techniques described above for determining important areas of the screen. Social TV dongle **810** may then resize or move social area **1140** to mask the EPG.

[0138] In certain embodiments, incoming video frame **1120** may be shrunk or resized in output frame **1110**. For example, incoming video frame **1120** may be shrunk to only occupy a portion of output frame **1110** while social area **1140** occupies the remaining output frame **1110**. This may be utilized, for example, by social TV dongle **810** to display all or a portion of a programming guide that includes social content from social networking system **160**.

[0139] Some embodiments of social TV dongle **810** may mask blank or corrupted incoming video frames **1120** due to slow channel switching of content source **820**. For example, some STBs are notoriously slow at switching channels. This typically results in the extended display of blank or corrupted frames of video. Some embodiments of social TV dongle **810** may mask this effect and appear to speed up the latency of changing channels. To accomplish this, some embodiments of social TV dongle **810** may fade top frame **1130** in and out of being opaque when social TV dongle **810** detects a channel

change in incoming video stream **850**. For example, when social TV dongle **810** detects a channel change in incoming video stream **850**, it may fade the entire top frame **1130** to black. Then, after a predetermined period of time or when social TV dongle **810** detects that the channel change is complete, top frame **1130** may be faded from black back to transparent. In some embodiments, social TV dongle **810** may display social area **1140** on top frame **1130** while it is opaque. As a result, a user may perceive that the change in channels occurred faster than it actually occurred.

[0140] In some embodiments, social area **1140** may include reminders from a calendar associated with user **101**. For example, user **101** may store calendar events with social networking system **160**. Social networking system **160** may cause reminders for calendared events to appear in social area **1140** at any appropriate time. In some embodiments, social networking system **160** may cause TV **830** to turn on in order to display a calendar reminder in social area **1140**.

[0141] FIG. 12 illustrates an example method **1200** for displaying social content on top of shows currently being viewed on a TV. Method **1200** may begin at step **1210**, where a first video stream is received from a content source. In some embodiments, the video stream refers to video stream **850** above. In certain embodiments, the video stream is received at social TV dongle **810**. In some embodiments, the content source may refer to content source **820** above. The video stream may include broadcast TV shows, recorded shows or movies from a DVR, video game data, pay-per-view movies, content from OTT provider **403**, or any other content to be viewed on a TV such as TV **830**.

[0142] At step **1220**, content from a social-networking system such as social networking system **160** is accessed. In some embodiments, the content is received at a social TV dongle **810**. In certain embodiments, the content may refer to social content such as stories, messages, posts, notifications, advertisements, newsfeeds, tickers, chat messages, or any other information from the social-networking system. In some embodiments, the content is related to a social graph such as social graph **300**. In some embodiments, the social content is filtered to include only content that is relevant to what is currently being viewed on a TV such as TV **830**. In some embodiments, the content may be content (e.g., video content) from OTT provider **403**.

[0143] At step **1240**, an overlay area is generated. In some embodiments, the overlay area includes the content accessed in step **1220** such as stories, messages, posts, notifications, advertisements, newsfeeds, tickers, chat messages, or any other information from the social-networking system. In some embodiments, the generated overlay area may refer to social area **1140** described above.

[0144] At step **1250**, a placement for the overlay area of step **1240** is determined. In some embodiments, the placement may be based on a determination of important areas of the first video stream of step **1210**, as described above. For example, the overlay area may be placed to avoid any determined important areas of the first video stream such as faces or text. In some embodiments, the overlay area may be dynamically resized to avoid any determined important areas, as described above.

[0145] At step **1250**, a modified video stream is generated using the first video stream received in step **1010** and the overlay area of step **1230**. In some embodiments, the modified video stream is combined output frame **1110**. In certain embodiments, the modified video stream is generated by

combining incoming video frames **1120** with top frames **1130**, as described above. In such embodiments, the top frame **1130** includes the overlay area of step **1240**. In some embodiments, the modified video stream is generated by painting the overlay area of step **1240** directly on incoming video frames **1120** of the first video stream.

[0146] At step **1260**, the modified video stream is sent for display on a display device of a first user. In some embodiments, the modified video stream is sent by social TV dongle **810** to a TV such as TV **830**. In other embodiments, the modified video stream is sent to any other appropriate display device such as a computer monitor, a tablet computer, and the like. After step **1240**, method **1200** may end.

[0147] Particular embodiments may repeat one or more steps of the method of FIG. 12 where appropriate. Although this disclosure describes and illustrates particular steps of the method of FIG. 12 as occurring in a particular order, this disclosure contemplates any suitable steps of the method of FIG. 12 occurring in any suitable order. Moreover, although this disclosure describes and illustrates particular components, devices, or systems carrying out particular steps of the method of FIG. 12, this disclosure contemplates any suitable combination of any suitable components, devices, or systems carrying out any suitable steps of the method of FIG. 12.

[0148] FIG. 13 illustrates an environment in which social TV dongle **810** or social networking system **160** determines what user **101** is watching on TV **830**. As discussed further below, social TV dongle **810** or social networking system **160**, either alone or in combination, may utilize various methods of determining what user **101** is watching on TV **830**. These methods may include acoustic fingerprinting, analyzing electrical interference, analyzing signals on an HDMI cable, analyzing closed-captioning, analyzing image stills from an incoming video stream, and analyzing explicit signals from user **101**. In embodiments where social TV dongle **810** determines what user **101** is currently watching, social TV dongle **810** may communicate to social networking system **160** what user **101** is viewing and a time associated with the viewing.

[0149] In some embodiments, acoustic fingerprinting is used to determine what user **101** is watching on TV **830**. For example, while user **101** is watching TV **830**, a mobile app associated with social networking system **160** may be running on mobile device **840** of user **101**. Mobile device **840** may capture environmental sounds **1330** from the environment using a microphone **842**. Environmental sounds **1330** may include, for example, audio from the show being viewed on TV **830**. Environmental sounds **1330** are then sent to social networking system **160**, either directly or via social TV dongle **810**. Social networking system **160** may then analyze environmental sounds **1330** in order to determine what user **101** is watching on TV **830**. For example, social networking system **160** may compare environmental sounds **1330** to audio of known TV shows. Based on the comparison, social networking system **160** may determine what show user **101** is watching on TV **830**.

[0150] In some embodiments, social networking system **160** may utilize environmental sounds **1330** received from multiple users **101** in order to determine whether the multiple users **101** are watching a TV show separately or together. For example, if two users **101** are in the same room while watching the same TV show, environmental sounds **1330** captured by each users' mobile device **840** may be similar. Social networking system **160** may compare environmental sounds



**1330** captured from each user and determine that the two users are located in the same environment if the environmental sounds **1330** are substantially similar. Additionally or alternatively, social networking system **160** may compare GPS or other location data sent by the users' mobile devices **840** in order to determine that two or more users are watching the same TV show at the same location. In some embodiments, social networking system **160** may post content to social networking system **160** indicating that the two users are watching the same TV show at the same location.

[0151] In some embodiments, social networking system **160** may utilize phase delay to determine what user **101** is watching. For example, most cable providers utilize a unique time delay in sending signals to customers. Social networking system **160** may determine this delay by, for example, analyzing environmental sounds **1330** or signals from an HDMI cable. Once the delay has been determined, social networking system **160** may compare it to known delays of content providers. For example, if the delay is determined to be 102 ms, social networking system **160** may determine that user **101** is watching content from Comcast if Comcast has a known delay of 102 ms. Once a content provider is determined, social networking system **160** may determine what user **101** is watching by cross-referencing environmental sounds **1330** with known schedules of content for the content provider (e.g., if user **101** is determined to be watching Comcast at 6 PM, environmental sounds **1330** may be compared to audio of shows being offered by Comcast at 6 PM).

[0152] In some embodiments, electrical interference is utilized to determine what user **101** is currently watching. For example, social TV dongle **810** may be plugged into an electrical outlet **1310** in the home of user **101**. TV **830** may also be plugged into the same electrical outlet **1310**, or any another electrical outlet **1310** in the home of user **101**. Social TV dongle **810**, or any other appropriate device plugged into an electrical outlet **1310** in the user's home, may capture electrical interference (e.g., noise) present on a power cord plugged into electrical outlet **1310**. This electrical interference may be introduced into the electrical wiring of the user's home by, for example, TV **830**. The electrical interference may be due to variance in the electrical load from TV **830** caused by varying sounds or volumes of a TV show being displayed. In some embodiments, the electrical interference may be unique for each TV show. This electrical interference pattern may be captured and sent to social networking system **160**. Social networking system **160** may analyze the captured electrical interference pattern and compare it to a database of electrical interference patterns or fingerprints for known TV shows. By comparing the captured electrical interference pattern with the stored electrical interference fingerprints, social networking system **160** may be able match the captured pattern with the pattern of a TV show and thus determine what user **101** is watching on TV **830**.

[0153] In some embodiments, closed-captioning may be utilized to determine what user **101** is watching on TV **830**. For example social TV dongle **810** may receive video stream **850** from content source **820** that contains closed-captioning information **1320**. Social TV dongle **810** may analyze video stream **850** and capture closed-captioning information **1320**. The captured closed-captioning information **1320** may then be sent to social networking system **160** where it may be analyzed and compared to closed-captioning data of known TV shows. Based on the comparison, social networking system **160** may match the captured closed-captioning informa-

tion **1320** with closed-captioning of a known TV show and thus determine what user **101** is watching on TV **830**.

[0154] In some embodiments, explicit signals from a content provider may be utilized to determine what user **101** is watching on TV **830**. For example social TV dongle **810** may receive video stream **850** from content source **820** that contains data provided by the content provider via an API. The data may include information that identifies the content being displayed (e.g., title, episode number, time, date, etc.). Social TV dongle **810** may analyze video stream **850** and capture the API data from the content provider. The data may then be sent to social networking system **160** where it may be used to determine what user **101** is watching on TV **830**.

[0155] In some embodiments, social networking system **160** may determine what one or more users **101** are or will be watching by analyzing explicit signals from the users. For example, social networking system **160** may analyze posts of user **101** to social networking system **160** in order to determine what user **101** is or will be watching. As one example, if user **101** posts "I can't wait to watch 'Lone Survivor' tonight," social networking system **160** may determine that user **101** is planning to watch the show "Lone Survivor." As another example, if two users are chatting about the show "Lone Survivor," social networking system **160** may determine that the users are planning to watch the show "Lone Survivor."

[0156] In some embodiments, signals on an HDMI cable are utilized to determine what user **101** is currently watching. For example, social TV dongle **810** may capture electrical patterns of signals travelling across an HDMI cable from content source **820**. These electrical patterns may be unique for each TV show. The electrical patterns may be captured and sent to social networking system **160**. Social networking system **160** may analyze the captured electrical patterns and compare them to a database of electrical patterns for known TV shows. By comparing the captured electrical patterns with the known electrical patterns, social networking system **160** may be able match the captured patterns with the patterns of a TV show and thus determine what user **101** is watching on TV **830**.

[0157] In some embodiments, image stills from an incoming video stream are analyzed to determine what user **101** is currently watching. For example, social TV dongle **810** may capture one or more incoming video frames **1120** from video stream **850** received from content source **820**. In some embodiments, the captured incoming video frames **1120** may be sent to social networking system **160**. Social TV dongle **810** or social networking system **160** may analyze the captured incoming video frames **1120** and compare them to a database of image stills for known TV shows. By comparing the captured incoming video frames **1120** with the known image stills, social networking system **160** or social TV dongle **810** may be able match the captured incoming video frames **1120** with the image stills of a TV show and thus determine what user **101** is watching on TV **830**.

[0158] In some embodiments, social networking system **160** may, in response to determining what user **101** is currently viewing on TV **830** using the techniques discussed above, post content to social network **300** indicating what user **101** is currently watching. For example, social networking system **160** may post "User **101** is currently watching 'Lone Survivor'" based on a determination using environmental sounds **1330** or any other technique described above. In certain embodiments, social networking system **160** may



determine whether to automatically post what user **101** is currently watching based on preferences of user **101**.

**[0159]** In some embodiments, social network system **160** may additionally utilize GPS or other location data received from mobile device **840** to determine where user **101** is watching a show. In some embodiments, this data may also be used when posting content to social network **300**. For example, social networking system **160** may compare GPS coordinates received from mobile device **840** to known GPS coordinates of the home of user **101**. Then, when social networking system **160** posts content to social network **300** regarding what user **101** is currently watching, it may include information about where user **101** is watching the show. For example, if the received GPS coordinates correspond to a home address of user **101**, social networking system **160** may post “User **101** is watching ‘Lone Survivor’ at his home.”

**[0160]** In some embodiments, social TV dongle **810** may utilize a microphone or webcam **970** in order to determine interesting points within a show being viewed on TV **830**. For example, social TV dongle **810** may perform audio sniffing using a coupled microphone in order to determine increased sounds such as laughter or shouting within a room. Increase sounds from users **101** may be an indication of interesting points of a program such as a funny moment, a scary moment, a shocking moment, and the like. As another example, social TV dongle **810** may utilize webcam **970** to determine movement of viewers within the room. Large movements of users **101** such as jumping may be an indication of interesting points of a program such as a touchdown in a football game. Once social TV dongle **810** determines that an interesting point has occurred, it may send an indication to social networking system **160**. Social networking system **160** may then correlate the indication with a scene or event within the viewed program.

**[0161]** Once it is determined what user **101** is watching on TV **830**, any appropriate action may be taken by social networking system **160**. In some embodiments, social networking system **160** may add appropriate edges **306** to social graph **300**. For example, if social networking system **160** determines that user **101** is watching the show “Lone Survivor,” an edge **306** of “watched” may be added between user node **302** for user **101** and concept node **304** for “Lone Survivor.” In some embodiments, social networking system **160** may perform advertisement augmentation after determining that user **101** is viewing an advertisement on TV **830**. For example, if social networking system **160** determines that user **101** is viewing an advertisement for a specific product on TV **830**, another advertisement for that same product may appear in the newsfeed for user **101** (e.g., in a web browser on the user’s computer or in a mobile app on the user’s mobile device **404b**). In some embodiments, a catalog for a specific brand or a website of a product may be displayed on mobile device **404b** in response to user **101** viewing a commercial for the brand or product. In some embodiments, an advertisement for a specific product may be displayed in a web browser (e.g., on mobile device **404b** or on any computing device) in response to determining that user **101** is watching a particular program. For example, if it is determined that user **101** is watching a show that is typically watched by a certain demographic, an advertisement for a product directed to that demographic may be displayed to user **101**.

**[0162]** FIG. **14** illustrates an example method **1400** for determining what a user is currently watching. Method **1400** may begin at step **1410**, where data associated with content

being viewed by a user of a social-networking system is captured. In some embodiments, the content may refer to TV programming such as a TV show or movie. In some embodiments, the content may refer to a video game. The data may be captured by any appropriate device. In some embodiments, the data is captured by social TV dongle **810** described above. In certain embodiments, the data is captured by a mobile device such as mobile device **404b**. The data may refer to any appropriate data associated with content being viewed by the user. In some embodiments, the data may refer to: acoustic data such as data associated with environmental sounds **1130**; data associated with electrical interference present on an electrical circuit; data associated with signals on an HDMI cable; closed-captioning information; image stills from an incoming video stream; or explicit data posted by the user to the social-networking system.

**[0163]** At step **1420**, the data of step **1410** is accessed and analyzed. In some embodiments, the data of step **1410** is analyzed by social TV dongle **810**. In certain embodiments, the data of step **1410** is analyzed by social networking system **160**.

**[0164]** At step **1430**, the content being viewed by the user is identified from the captured data. In some embodiments, the content is identified by comparing captured acoustic data such as environmental sounds **1130** with sounds of known TV shows. In some embodiments, the content is identified by comparing captured electrical interference patterns on an electrical circuit with known electrical interference patterns of TV shows. In some embodiments, the content is identified by comparing captured signals on an HDMI cable with HDMI signals of known shows. In some embodiments, the content is identified by comparing captured closed-captioning information with closed-captioning information of known shows. In some embodiments, the content is identified by comparing captured image stills from an incoming video stream to image stills of known shows. In some embodiments, the content is identified by extracting show titles or other information from explicit data posted by the user to the social-networking system. At step **1440**, some embodiments send an indication of the identified content being viewed by the user to the social-networking system. In certain embodiments, other information such as the identity of the user and a time associated with the viewing may be sent to the social-networking system.

**[0165]** Particular embodiments may repeat one or more steps of the method of FIG. **14**, where appropriate. Although this disclosure describes and illustrates particular steps of the method of FIG. **14** as occurring in a particular order, this disclosure contemplates any suitable steps of the method of FIG. **14** occurring in any suitable order. Moreover, although this disclosure describes and illustrates particular components, devices, or systems carrying out particular steps of the method of FIG. **14**, this disclosure contemplates any suitable combination of any suitable components, devices, or systems carrying out any suitable steps of the method of FIG. **14**.

**[0166]** FIG. **15** illustrates an embodiment that determines identities of one or more users **101** who are watching content on TV **830**. In some embodiments, social TV dongle **810** determines the identities of the users **101** who are in close proximity to TV **830** by capturing information from the users’ mobile devices **840a-c**. The captured information may be sent to social networking system **160** where it may be analyzed and compared to stored user information. Then, social networking system **160** may take actions based on the identified

users **101**. For example, social networking system **160** may cause TV **830** to automatically turn on and display content for the identified users as soon as the identified users enter the room or comes within proximity to TV **830**. The displayed content may be, for example, a TV show that one or more friends **101a-e** of the identified users are currently watching. In some embodiments, an acknowledgement of the identified user may be displayed on TV **830** (e.g., if “User A” is identified as coming within close proximity to TV **830**, social TV dongle **810** may turn on TV **830** and display “User A” or a profile picture of User A on TV **830**).

[0167] In some embodiments, social TV dongle **810** may determine who is in close proximity to TV **830** by communicating with mobile devices **840** via, for example, WiFi or BLUETOOTH. For example, social TV dongle **810** may communicate with one or more mobile devices **840** in order to capture a unique identifier **1510** associated with the mobile device **840**. In one example, the unique identifier **1510** may be a Media Access Control (MAC) address or any other similar unique identifier associated with mobile device **840**. Social TV dongle **810** may then communicate the captured unique identifier **1510** of the one or more mobile devices **840** to social networking system **160**.

[0168] Once social networking system **160** receives unique identifier **1510** from social TV dongle **810**, some embodiments may use unique identifier **1510** to identify the users watching TV **830**. In one example, users **101** may have the unique identifiers **1510** of their devices stored with social networking system **160**. Social networking system **160** may then compare the stored unique identifiers with the received unique identifier **1510** from social TV dongle social TV dongle **810** in order to identify the users watching TV **830**.

[0169] Social networking system **160** may take any action based on the determined identities of the users within proximity to TV **830**. In one example, social networking system **160** may send instructions to social TV dongle **810** to display social media content on TV **830** based on the identity of the user. In another example, social TV dongle **810** may automatically turn on TV **830** when it detects that a particular user **101** has entered the room or has come within close proximity to TV **830** or social TV dongle **810**. Social TV dongle **810** may then display programming such as weather, traffic, or a show on TV **830** that one or more friends of the identified user are currently watching.

[0170] In some embodiments, social networking system **160** may perform automatic parental control of content viewable on TV **830** based on the identities of the users within proximity to TV **830**. For example, social networking system **160** may determine that the identities of all users viewing TV **830** are less than a predetermined age. This may be determined using, for example, user data stored with social networking system **160**. Social networking system **160** may then take action to block any adult or otherwise objectionable content on TV **830**. In some embodiments, adults associated with a particular TV **830** may indicate to social networking system **160** certain channels or content that should be blocked when no adult is within proximity to TV **830**.

[0171] In some embodiments, a motion sensing input device **1520** such as a KINECT or a camera such as webcam **970** may be utilized to determine when users are in close proximity to TV **830**. For example, motion sensing input device **1520** may be coupled to social TV dongle **810** via USB or any other appropriate method and may send an indication **1522** to social TV dongle **810** when one or more users have

come within close proximity to TV **830** or have left the room. Social TV dongle **810** may then take any appropriate action such as turning TV **830** on or off. In some embodiments, motion sensing input device **1520** may also be utilized to determine user identities. For example, when motion sensing input device **1520** detects movement, webcam **970** may capture images of users within close proximity to TV **830**. These images may be sent to social networking system **160** where they may be compared to images associated with users of social networking system **160**. Based on the comparison, social networking system **160** may identify the users in close proximity to TV **830** and take any appropriate action described above.

[0172] In certain embodiments, a camera such as webcam **970** may be utilized by social TV dongle **810** to determine when users are in the room and whether the users are actually watching TV **830**. For example, social TV dongle **810** or social networking system **160** may analyze images captured by webcam **970** in order to determine how many users are in the room. As another example, social TV dongle **810** or social networking system **160** may analyze images captured by webcam **970** in order to determine how many users leave the room when, for example, a commercial begins showing on TV **830**. In certain embodiments, social TV dongle **810** or social networking system **160** may analyze images captured by webcam **970** in order to determine which scenes or advertisements get the most attention by users **101**. For example, images from webcam **970** may be analyzed to determine if users are using mobile device **840** at any point during a show or advertisement. In certain embodiments, social TV dongle **810** or social networking system **160** may analyze images captured by webcam **970** in order to determine the identity of users **101**, subject to privacy settings. For example, facial recognition or body-size recognition may be utilized to compare captured images of users **101** with images associated with users **101** on social networking system **160** (e.g., a profile picture).

[0173] In some embodiments, a camera of a second screen of user **101** may be utilized to determine the identity of user **101**. For example, mobile device **840** may include a front-facing camera that is utilized to capture an image of user **101** that may be used to identify user **101**, subject to privacy settings. In certain embodiments, mobile application **602** captures an image of user **101** and sends the image to social TV dongle **810** or social networking system **160**. The image may be analyzed using, for example, a facial recognition process, in order to determine an identity of user **101**. Any appropriate action may then be performed according to the identity of user **101**.

[0174] As one example of using a camera of a second screen to identify user **101**, user **101** may sit down to watch TV **830** while holding a mobile device **840**. Once user **101** selects a program from, for example, a social programming guide discussed below in reference to FIG. 31, a photo of user **101** is captured using the mobile device **840** of user **101**. The captured image may then be analyzed using facial recognition in order to determine the identity of user **101**. Once the identity of user **101** is determined, actions such as publishing content to social graph **300** may be performed. For example, if it is determined that the name or identity of user **101** is “User A” after user **101** selects the program “Lone Survivor” to watch from the social programming guide, a post of “User A is watching Lone Survivor” may be published to social graph **300**, subject to privacy settings.

[0175] As another example, user 101 may launch a mobile app on mobile device 840 in order to view a social programming guide as discussed below in reference to FIG. 31. Once user 101 launches the mobile app, a photo of user 101 may be captured using the mobile device 840 of user 101. The captured image may then be analyzed using facial recognition in order to determine the identity of user 101. Once the identity of user 101 is determined, a customized social programming guide for the identified user may be presented. For example, a social programming guide that is customized with content for “User A” may be presented when it is determined that the identity of user 101 is “User A.”

[0176] In some embodiments, social TV dongle 810 may utilize gaze detection to determine a user’s interest. For example, webcam 970 or any other coupled camera or gaze-detection device may be utilized by social networking system 160 to track movements of the eyes of user 101. Social TV dongle 810 may then determine what areas of the screen the user is watching. This may be used to determine, for example, whether the user is looking at a product placed in a show. As another example, the gaze detection may be used to determine whether the user is looking at the screen at all. If the gaze detection determines that a user is not looking at TV 830 during a commercial, social networking system 160 may infer that the user is not interested in the product in the advertisement. This data may then be provided to the advertiser for a fee. In some embodiments, if gaze detection determines that a user is not watching the current program, social TV dongle 810 may present an indication to user 101 to, for example, change the current channel or turn off TV 830. In some embodiments, if gaze detection determines that a user is intensely watching the current program, social TV dongle 810 may, for example, take action to increase how long information is presented to user 101 on TV 830 (e.g., slow down a ticker that is scrolling across the screen of the TV).

[0177] In certain embodiments, social TV dongle 810 may determine whether a user has performed a gesture and take any appropriate action based on the determined gesture. For example, social TV dongle 810 may utilize any device such as a KINECT or a camera such as webcam 970 to determine that a user has performed a “shhhh” gesture (i.e., holding an index finger up to the user’s lips). In response to determining the user has performed this gesture, social TV dongle 810 may take any appropriate action such as lowering the volume of TV 830, muting the volume of TV 830, or turning off TV 830. Examples of other possible gestures may include gestures to change the channel of TV 830, turn up the volume of TV 830, turn on TV 830, and the like.

[0178] In some embodiments, social networking system 160 may utilize other analytics to infer interests of user. For example, social networking system 160 may detect which users are watching a particular show based on information from social graph 300 (e.g., a user explicitly shares that he is watching the particular show). Social networking system 160 may then analyze location information such as GPS data from mobile devices 840 in order to determine the location of friends 101a-e of the user. Social networking system 160 may determine that all of the user’s friends within a predetermined radius of the user can be inferred as watching the same show as the user.

[0179] In some embodiments, social TV dongle 810 may display content from social networking system 160 when it is determined that no user is in the room or when it is determined that users are not watching TV 830. For example, when social

TV dongle 810 determine that no users are watching TV 830, social TV dongle 810 may display content such as a dashboard, a stock ticker, photos from friends, notifications, or any other social content from social networking system 160.

[0180] FIG. 16 illustrates an example method 1600 for determining identities of one or more users who are watching content on a TV. The method may begin at step 1610, where a unique identifier associated with a mobile device of a user is received. In some embodiments, the unique identifier is received by social networking system 160 from social TV dongle 810. In some embodiments, the unique identifier may be a MAC address or any other similar unique identifier associated with a mobile device. In some embodiments, the user is in proximity to the social TV dongle 810. In some embodiments, the user is viewing content on a display device such as TV 830.

[0181] At step 1620, user data comprising information about users of a social-networking system user is accessed. In some embodiments, the user data is a data repository of social networking system 160. In some embodiments, the user data may be social graph 300. The user data may store unique identifiers associated with devices of the users of the social-networking system.

[0182] At step 1630, the user data is compared with the received unique identifier. In some embodiments, this may refer to searching a database of the social-networking system to determine whether the received unique identifier matches stored unique identifier of the users.

[0183] At step 1640, an identity of the user is determined based on the comparison in step 1630. For example, if the received unique identifier matches a stored unique identifier for a particular user, it may be determined that the particular user owns the mobile device of step 1610. Thus, it may be determined that the particular user is currently watching the display device.

[0184] Particular embodiments may repeat one or more steps of the method of FIG. 16, where appropriate. Although this disclosure describes and illustrates particular steps of the method of FIG. 16 as occurring in a particular order, this disclosure contemplates any suitable steps of the method of FIG. 16 occurring in any suitable order. Moreover, although this disclosure describes and illustrates particular components, devices, or systems carrying out particular steps of the method of FIG. 16, this disclosure contemplates any suitable combination of any suitable components, devices, or systems carrying out any suitable steps of the method of FIG. 16.

[0185] FIG. 17 illustrates an embodiment of social TV dongle 810 that may determine one or more user products 1710 of user 101. In the illustrated embodiment, user devices 1710 may include a personal computer 1710a, a mobile device 1710a such as a smartphone, a laptop computer 1710c, a gaming console 1710d, or any other appropriate user device. User devices 1710 communicate with network 110 or social TV dongle 810 via a wireless communications protocol such as WiFi or BLUETOOTH.

[0186] In general, social TV dongle 810 may identify user products 1710 of user 101 by wirelessly communicating either directly with user devices 1710 or via network 110. For example, social TV dongle 810 may utilize WiFi or BLUETOOTH sniffing to capture uniquely identifying information from each user device 1710. The information captured from user devices 1710 may include, for example, a MAC address, a serial number, a unique product identification number, or any other data that may be used to identify the specific models

or manufacturers of user devices **1710**. Once captured, the unique identifiers of user devices **1710** may be analyzed by social TV dongle **810** or sent to social networking system **160** for analysis. In some embodiments, the captured unique identifiers may be compared to a database of unique identifiers in order to identify user devices **1710**.

**[0187]** Social networking system **160** may utilize the information obtained from user devices **1710** to deliver specific content to TV **830**. For example, if social networking system **160** determines that user **101** is utilizing an IPHONE as mobile device **1710b**, social networking system **160** may communicate to social TV dongle **810** to display advertisements on TV **830** directed to IPHONE users. As another example, if social networking system **160** determines that user **101** is utilizing an XBOX as gaming console **1710d**, social networking system **160** may communicate to social TV dongle **810** to display advertisements on TV **830** directed to XBOX users. For example, social networking system **160** may cause advertisements for specific XBOX games to be displayed on TV **830**.

**[0188]** In some embodiments, signals on an HDMI cable may be utilized by social TV dongle **810** to identify equipment such as STB/gateway **404c** or a gaming console coupled either directly or indirectly to social TV dongle **810**. For example, some devices send a unique identification in signals sent via HDMI. Social TV dongle **810** may capture this information from the HDMI cable and utilize it to determine what equipment is being used by user **101** as described above.

**[0189]** FIG. **18** illustrates an example method **1800** for determining one or more user products. The method may begin at step **1810**, where a unique identifier associated with a user product of a user is received. In some embodiments, the unique identifier is received by social networking system **160** from social TV dongle **810**. In some embodiments, the unique identifier may be a MAC address or any other similar unique identifier associated with a user device. In some embodiments, the user is in proximity to the social TV dongle **810**. In some embodiments, the user is viewing content on a display device such as TV **830**. The user product may refer to any other product that user owns. For example, the user product may be a laptop computer, a smartphone, a gaming console, and the like.

**[0190]** At step **1820**, a database of known user products is accessed. The database may include unique identifiers of known products. At step **1830**, the received unique identifier is compared to the database of known products. Based on this comparison, an identity of the user product may be determined in step **1840**. For example, it may be determined that the user owns a specific gaming console.

**[0191]** At step **1850**, content related to the identified user product may be presented to the user. For example, if it is determined in step **1840** that the user owns a specific gaming console, advertisements for games for that gaming console may be presented to the user. As another example, if it is determined in step **1840** that the user owns a specific brand of laptop, advertisements for other products with that brand may be presented to the user.

**[0192]** Particular embodiments may repeat one or more steps of the method of FIG. **18**, where appropriate. Although this disclosure describes and illustrates particular steps of the method of FIG. **18** as occurring in a particular order, this disclosure contemplates any suitable steps of the method of

FIG. **18** occurring in any suitable order. Moreover, although this disclosure describes and illustrates particular components, devices, or systems carrying out particular steps of the method of FIG. **18**, this disclosure contemplates any suitable combination of any suitable components, devices, or systems carrying out any suitable steps of the method of FIG. **18**.

**[0193]** FIG. **19** illustrates embodiments that may determine products placed in programs being viewed on TV **830**. In general, many TV shows and movies utilize product placement to show specific products to users viewing that show. For example, a particular episode of a TV show may show an actor consuming a specific product such as “Mega-Cola” as illustrated on the screen of TV **830** in FIG. **19**. As another example, a scene of a movie may show actors utilizing a laptop in which the logo of the manufacturer of the laptop is visible. In certain embodiments, social TV dongle **810** or social networking system **160** may utilize various methods, such as those described below, to determine which products are being shown on TV **830**. In some embodiments, social TV dongle **810** or social networking system **160** may take any appropriate action once a determination is made that a specific product is being shown on TV **830**. For example, a website or mobile app of the determined product may appear on mobile devices **840** of users determined to be viewing TV **830** as described above.

**[0194]** In some embodiments, closed-captioning information may be utilized to determine specific products being shown on TV **830**. For example, social TV dongle **810** may capture closed-captioning information embedded in video stream **850** from content source **820**. Social TV dongle **810** may then analyze the captured closed-captioning data in order to search for any known products. In some embodiments, the captured closed-captioning information may be compared to a database of known products. If any words from the captured closed-captioning information match, for example, product names in the database of known products, social TV dongle **810** may determine that the matched product is being shown or has been recently shown on TV **830**. In some embodiments, the captured closed-captioning information may be sent to social networking system **160**. Social networking system **160** may then search the database of known products in order to identify specific products being shown on TV **830**.

**[0195]** In certain embodiments, logo scraping may be utilized to determine specific products placed in a program shown on TV **830**. For example, social TV dongle **810** may analyze individual frames of video stream **850** from content source **820** in order to identify logos of known products. Social TV dongle **810** may utilize any appropriate method such as image comparison to search for known logos. For example, captured image stills of video stream **850** may be compared to logos in a database of known products. If any portion of a captured image still matches a logo of a known product, social TV dongle **810** may determine that the matched product is being shown or has been recently been shown on TV **830**. In some embodiments, the captured image stills may be sent to social networking system **160**. Social networking system **160** may then search the database of known product logos in order to identify specific products being shown on TV **830**.

**[0196]** In some embodiments, social TV dongle **810** may analyze audio from TV **830** (e.g., from an HDMI audio stream or captured using a microphone) in order to determine that a specific product has been mentioned, subject to privacy set-

tings. For example, if an actor says “Mega-Cola” in a show or advertisement, social TV dongle **810** may search a database of known products for “Mega-Cola.” If the product is found in the database, social TV dongle **810** may determine that the matched product is being mentioned or has been recently mentioned on TV **830**. In some embodiments, the captured audio may be sent to social networking system **160**. Social networking system **160** may then search the database of known products in order to identify specific products mentioned on TV **830**.

[0197] In some embodiments, OCR may be utilized to determine specific products being shown on TV **830**. For example, social TV dongle **810** may utilize OCR on captured image stills from video stream **850** in order to identify specific text being shown on the screen. Social TV dongle **810** may then analyze the captured text in order to identify known products. In some embodiments, the captured text may be compared to a database of known products. If any words from the captured text match, for example, product names in the database of known products, social TV dongle **810** may determine that the matched product is being shown or has been recently shown on TV **830**. In some embodiments, the captured text may be sent to social networking system **160**. Social networking system **160** may then search the database of known products in order to identify specific products being shown on TV **830**.

[0198] If social TV dongle **810** or social networking system **160** determines that a specific product is being shown on TV **830** or has been mentioned on TV **830**, any appropriate action related to the specific product may be taken. In one example, mobile device **840** of the user may display a website **1910** associated with the product that is currently being shown or mentioned on TV **830**. As a specific example for illustrative purposes only, consider a TV show in which the product “Mega-Cola” is shown being consumed by an actor. Social TV dongle **810** may utilize any appropriate method such as those discussed above to determine the identity (e.g., the specific brand or product name) of the displayed product. In this case, social TV dongle **810** determines that the specific product “Mega-Cola” has been shown on TV **830**. Social TV dongle **810** may then cause a website **1910** associated with the specific product (i.e., “Mega-Cola”) being shown to be displayed on mobile device **840**. In some embodiments, social TV dongle **810** may communicate directly with a mobile app on mobile device **840** in order to display website **1910**. In some embodiments, social networking system **160** may communicate with the mobile app on mobile device **840** in order to display website **1910**.

[0199] In some embodiments, mobile device **840** of the user may display a website **1910** that allows viewers to purchase products that are currently being shown or mentioned on TV **830**. For example, social TV dongle **810** or social networking system **160** may determine that a specific product “Mega-Cola” has been shown on TV **830** either in an advertisement or in a program. Based on this determination, a website **1910** may be displayed on mobile device **840** that allows the user to purchase “Mega-Cola.” In some embodiments, the displayed website **1910** may be a website of a sponsor who has purchased the right for the website of the sponsor to be displayed for certain products shown on TV **830**.

[0200] In some embodiments, a mobile app **1920** associated with a specific product may be launched on mobile device **840** in response to a determination that the specific

product is or has been recently shown or mentioned on TV **830**. For example, if social TV dongle **810** or social networking system **160** determines that the specific product “Mega-Cola” is or has been recently shown being consumed by an actor in a TV show, instructions may be communicated to mobile device **840** to launch a mobile app **1920** associated with “Mega-Cola.” As a result, the viewing experience of user **101** may be enhanced because additional information about the specific products being shown on TV **830** may be automatically presented to the user.

[0201] FIG. **20** illustrates an example method **2000** for determining products placed in programs. The method may begin at step **2010**, where data associated with a product shown on a display device is received. In some embodiments, the data is received by social networking system **160** from social TV dongle **810**. In some embodiments, the data may include data obtained via OCR, logo-scraping, closed-captioning information, or any other appropriate data.

[0202] At step **2020**, a database of known products is accessed. In some embodiments, the database may include one or more of product names, logos, product images, and the like. At step **2030**, the database of known products is compared with the received data. Based on the comparison, an identity of the product shown on the display device is determined in step **2040**.

[0203] At step **2050**, content related to the identified product shown on the display may be presented to the user. In some embodiments, this content may be presented on a second screen of the user. For example, if it is determined in step **2040** that a specific brand of cola was advertised on the display device, a website for the cola may appear on a mobile device of the user. As another example, a mobile app associated with the determined product may appear on the mobile device of the user.

[0204] Particular embodiments may repeat one or more steps of the method of FIG. **20**, where appropriate. Although this disclosure describes and illustrates particular steps of the method of FIG. **20** as occurring in a particular order, this disclosure contemplates any suitable steps of the method of FIG. **20** occurring in any suitable order. Moreover, although this disclosure describes and illustrates particular components, devices, or systems carrying out particular steps of the method of FIG. **20**, this disclosure contemplates any suitable combination of any suitable components, devices, or systems carrying out any suitable steps of the method of FIG. **20**.

[0205] FIG. **21** illustrates embodiments in which a second screen of a device of user **101** is utilized to present information related to what is currently being displayed on TV **830**. In some embodiments, the second screen of user **101** may be mobile device **840** such as a smartphone, a tablet computer, or any other appropriate display device. Some embodiments present a call-to-action **2110** on a second screen that is related to content being displayed on TV **830**. In some embodiments, an API is provided that permits content providers or advertisers to include audio in programming that triggers call-to-action **2110** or any other content on mobile device **840**.

[0206] In some embodiments, call-to-action **2110** may be presented on a second screen of user **101** in response to what is currently being displayed on TV **830**. In general, call-to-action **2110** may refer to a solicited response in user **101**. In some embodiments, call-to-action **2110** may be in the form of a clickable button that performs a predefined action when clicked. For example, as illustrated in FIG. **21**, a singing competition program on TV **830** may solicit user **101** to vote

for contestants by dialing a telephone number. Concurrently with the display of the telephone number, call-to-action 2110 may be presented on a second screen of user 101 such as mobile device 840. In this example, call-to-action 2110 is a button that appears on mobile device 840 that allows user 101 to click the button to vote for contestant A without having to dial the telephone number displayed on TV 830.

[0207] Call-to-action 2110, or any other content displayed on a second screen of user 101 such as mobile device 840, may be displayed in response to instruction from social networking system 160 or social TV dongle 810. For example, social networking system 160 may send instructions to mobile device 840 either directly or via social TV dongle 810 to display call-to-action 2110. In certain embodiments, the instructions are sent to mobile device 840 based on metadata embedded in video stream 850. For example, metadata embedded within video stream 850 may indicate to display a certain call-to-action 2110 at a certain time in a program. Social TV dongle 810 or social networking system 160 may analyze the metadata and then send the instructions to mobile device 840 to display call-to-action 2110 at the appropriate time.

[0208] In some embodiments, call-to-action 2110, or any other content displayed on a second screen of user 101 such as mobile device 840, may be displayed in response to an advertisement on TV 830. For example, when an advertisement for a specific product is being displayed on TV 830, a call-to-action 2110 for the specific product may be displayed on a second screen of user 101 such as mobile device 840. As a specific example, when an advertisement for a specific product is being displayed on TV 830, a call-to-action 2110 that says "CLICK HERE TO LEARN MORE ABOUT THIS PRODUCT" may appear on mobile device 840. This call-to-action 2110 may, for example, display a website or a mobile app for the specific product being shown on TV 830 when pressed.

[0209] In certain embodiments, an API may be provided to content producers in order to present information related to what is currently being displayed on TV 830 to a second screen of user 101. For example, social networking system 160 may provide an API to content producers that displays call-to-action 2110 based on certain audio or video being displayed on TV 830. To illustrate this, consider the TV show illustrated in FIG. 21. In this show, the content provider desires that call-to-action 2110 appear on mobile device 840 when the telephone number appears on the screen of TV 830. To accomplish this, some embodiments of mobile device 840 or social TV dongle 810 may listen for a specific tone or audio emitted from TV 830. When the correct sound is detected, call-to-action 2110 may be displayed.

[0210] In certain embodiments, content may be displayed on a second screen of user 101 in order to provide a simulcast viewing experience for user 101. For example, consider a scenario where user 101 is watching a sporting event on TV 830. Concurrent with viewing the sporting event, social networking system 160 may cause sports scores to be displayed on a second screen of user 101 such as mobile device 840. In some embodiments, a scoreboard of the current game being watched may be displayed on the second screen. For example, if user 101 is viewing a baseball game on TV 830, a box score of the current baseball game (e.g., current score, pitch count, etc.) may be displayed on mobile device 840. In some embodiments, sports scores of other similar games to what is currently being viewed may be displayed on the second

screen of user 101. For example, if user 101 is viewing a football game on TV 830, scores of other football games may be displayed on mobile device 840.

[0211] In some embodiments, TV 830 may be utilized as a second screen for mobile device 840 of user 101. For example, user 101 may view programming on mobile device 840 from OTT provider 403 (e.g., Netflix). While user 101 is viewing content on mobile device 840 from OTT provider 403, social area 1140 may be displayed on TV 830. For example, chat sessions or other messages from social networking system 160 that are related to the current program may be displayed in social area 1140 on TV 830. As another example, a web browser of social networking system 160 may be utilized on mobile device 840. While the user is utilizing the web browser on mobile device 840, social area 1140 may be displayed on TV 830.

[0212] FIG. 22 illustrates an example method 2200 for utilizing a second screen to present information related to what is currently being displayed on a TV. The method may begin at step 2210, where it is determined that a user is viewing content on a first display device. For example, it may be determined that the user is viewing a show on TV 830. In some embodiments, any appropriate method may be determined that a user is viewing content on the first display device. For example, social TV dongle 810 may utilize BLUETOOTH, WiFi, acoustic fingerprinting, GPS data, electrical interference, closed-captioning, explicit signals from the user, HDMI signal, or any other appropriate method to determine that the user is viewing the content. In some embodiments, the display device may be a TV, a smartphone, a computer, a tablet computer, and the like.

[0213] At step 2220, a second display device of the user is determined. For example, social TV dongle 810 may determine that the user is interacting with a smartphone while viewing the content on the first display device. As another example, social TV dongle 810 may determine that the user is interacting with a tablet computer while viewing the content on the first display device.

[0214] At step 2230, one or more actions related to the content being viewed on the first display device are determined. For example, it may be determined that certain text has been displayed on the first display device. As another example, it may be determined that a certain sound has been emitted from display device. As yet another example, it may be determined that certain metadata is embedded in a video stream.

[0215] At step 2240, a call-to-action is displayed on the second display device. In some embodiments, the call-to-action solicits a response from the user related to the determined one or more actions. For example, if it is determined in step 2230 that a user is invited to vote for a specific contestant in a talent competition program, a call-to-action voting button may appear on the second display device. The call-to-action voting button may cause an indication to be sent to social networking system 160 or any other location where the user's vote may be tallied.

[0216] Particular embodiments may repeat one or more steps of the method of FIG. 22, where appropriate. Although this disclosure describes and illustrates particular steps of the method of FIG. 22 as occurring in a particular order, this disclosure contemplates any suitable steps of the method of FIG. 22 occurring in any suitable order. Moreover, although this disclosure describes and illustrates particular components, devices, or systems carrying out particular steps of the

method of FIG. 22, this disclosure contemplates any suitable combination of any suitable components, devices, or systems carrying out any suitable steps of the method of FIG. 22.

[0217] FIG. 23 illustrates embodiments in which a second screen of a device of user 101 is utilized to allow user 101 to participate in chat sessions related to what is currently being displayed on TV 830. In some embodiments, the second screen of user 101 may be mobile device 840 such as a smartphone, a tablet computer, or any other appropriate display device. In general, when user 101 selects a show to watch on TV 830, the show may be displayed on TV 830 and a mobile chat app 2320 may be automatically launched on mobile device 840 of user 101 that provides a dedicated chat experience for the show being viewed. This may enable user 101 to view chat messages from other users such as friends 101a-e who are currently watching the show or have watched the show in the past. In addition, user 101 may be able to post chat messages about the show. The chat messages may be time-stamped to allow the messages to appear to other users during the appropriate time during the show even if the show is being viewed in time-delay (e.g., from a DVR).

[0218] Mobile chat app 2320 may provide various chat experiences for user 101. In some embodiments, mobile chat app 2320 may include a general lobby for the show currently being viewed. For example, if the show being viewed is one of multiple episodes of a particular series, mobile chat app 2320 may include a general lobby for the particular series. In some embodiments, mobile chat app 2320 may include chat rooms for specific seasons or episodes of a particular series. Some embodiments may provide private chat rooms in which users 101 may conduct private conversations about the current show that are not posted to social networking system 160.

[0219] In operation, when user 101 selects a program to view on TV 830, mobile chat app 2320 may be automatically launched on mobile device 840. Alternatively, user 101 may manually launch mobile chat app 2320 on mobile device 840. In some embodiments, user 101 may be presented with options to join various chat rooms such as a general lobby for the particular series, chat rooms for specific seasons or episodes of a particular series, and private chat rooms. Once user 101 has selected a chat room, one portion of mobile chat app 2320 may begin displaying chat messages about the show currently being viewed on TV 830. In some embodiments, chat messages from both friends 101a-e and other users who are not friends of user 101 may be displayed in chat app 2320. The chat messages displayed in mobile chat app 2320 may automatically update as users post chat message about the current show. As a result, user 101 may be able to quickly jump into a chat environment with friends and strangers about a specific show user 101 is currently viewing on TV 830.

[0220] In certain embodiments, a portion of chat app 2320 may provide an area that allows user 101 to create chat messages. As illustrated in FIG. 23, for example, a lower portion of mobile chat app 2320 may provide a text input area that allows user 101 to enter text using mobile device 840 in order to create a chat message about the current show being viewed on TV 830. In some embodiments, voice recognition may be utilized to enter text into mobile chat app 2320. In one example, a microphone of mobile device 840 may be utilized to capture spoken chat messages by one or more users 101. Mobile device 840 may then convert the spoken chat messages into text that is displayed in the text input area of mobile chat app 2320. User 101 may then edit or approve the chat message for posting to social networking system 160. In

another example, voice recognition may be utilized to automatically add a conversation taking place in a room to a chat session (with or without the use of a second screen of user 101 such as mobile device 840). For example, a microphone coupled to social TV dongle 810 or a microphone of mobile device 840 may capture a conversation between two or more users watching a show on TV 830. This conversation may be analyzed by social TV dongle 810 or sent to social networking system 160 for analysis using voice recognition. The conversation may be converted to chat messages and automatically posted to a chat room associated with the show currently being viewed on TV 830. In some embodiments, the conversation may be determined by subtracting audio of what the user is currently watching from the captured audio.

[0221] In certain embodiments, chat message displayed in mobile chat app 2320 on mobile device 840 are concurrently shown on TV 830 in a chat area 2310. In some embodiments, chat area 2310 may be social area 1140 described above. Chat area 2310 may be any shape, size, or transparency and may be located in any location on the screen of TV 830. In some embodiments, chat area 2310 may be placed on TV 830 to avoid important areas of the screen, as discussed above. In certain embodiments, the shape, size, or location of chat area 2310 may be dynamically altered, as discussed above. For example, chat area 2310 may be located to avoid overlapping faces, static portions of the screen such as a scoreboard, or any other determined important area of the screen. In some embodiments, social networking system 160 may send chat messages to social TV dongle 810 for display in chat area 2310.

[0222] The chat messages that are displayed in chat area 2310 on TV 830 may in some embodiments include all the chat messages that are displayed in chat app 2320. However, some embodiments may filter the chat messages to only display chat messages that are important to user 101 in chat area 2310 on TV 830. For example, FIG. 23 illustrates two chat messages displayed in chat app 2320 of user 101—one chat message from Friend A and one chat message from User B. Friend A may refer to friends 101a-e of user 101 and User B may refer to any other user of social networking system 160 who does not have a connection in social graph 300 to user 101 (e.g., is not a friend of user 101). Because user 101 may not want to view every chat message on TV 830 about the current program being viewed, social networking system 160 may cause only chat messages of friends 101a-e of user 101 to be displayed in chat area 2310 on TV 830. For example, as illustrated in FIG. 23, only the chat message from Friend A of user 101 is displayed in chat area 2310 on TV 830 of user 101. Social networking system 160 may determine what chat message to display in chat area 2310 on TV 830 using preferences from user 101 (e.g., user 101 indicates only to display chat messages of friend, friends of friends, chat messages according to likes, etc.), connections to user 101 in social graph 300, or any other appropriate method.

[0223] In some embodiments, chat messages associated with programs being viewed on TV 830 may be time-stamped to allow the chat messages to be synced with the program and later viewed at the same point within the program as when the chat messages were originally posted. For example, many users utilize a DVR to view recorded programs at a later time from when they were originally broadcast. To allow users who are viewing recorded or time-shifted content to also view chat messages related to the content, some embodiments time-stamp chat messages and store the chat messages to be



displayed at a later time when the content is being viewed. For example, social networking system **160** may store time-stamped chat messages in a data repository such as a database. The chat messages may be time-stamped with, for example, an absolute time (e.g., Feb. 1, 2010 at 23:12) or a time relative to the content associated with the chat message (e.g., 0:16 after the beginning of the program). In addition, some embodiments may store other metadata with the chat messages such as an identification of the user who posted the chat message, an identification of the content associated with the chat message, and the like. Then, when users view the content at a later time, the stored chat messages related to the content may be retrieved and displayed to the users at the appropriate time in the content. For example, if a particular friend of a user made the comment "THIS ROCKS!" during a point of a show, that comment may appear at that same point of the show to users viewing the show at a later time. The comments may appear on mobile device **840**, TV **830**, or both devices concurrently. As a result, users may be able to view relevant chat messages about the content currently being viewed even if the content is being viewed at a later time from when the content originally aired.

[0224] In some embodiments, chat messages related to content being viewed on TV **830** may be organized by social networking system **160** for presentation to users **101** of social networking system **160**. For example, social networking system **160** may organize all chat messages about a particular TV show into comment threads based on the content. In some embodiments, this may include comment threads for particular shows, particular episodes, particular seasons, etc. These comment threads may then be viewed by users **101** using, for example, a web browser. In certain embodiments, social networking system **160** may dynamically form groups of users **101** based on detected shared content experience. For example, if social networking system **160** detects that certain users **101** have all viewed a particular TV show, social networking system **160** may recommend that each of the users join a group on social networking system **160** for that particular show.

[0225] In some embodiments, user **101** may participate in a video chat about the current show being viewed. For example, webcam **970** coupled to social TV dongle **810** may capture video of user **101** as he is watching a particular show. At the same time, other webcams **970** may capture video of other users watching the particular show. Social networking system **160** may then display the videos of each user in small boxes within chat area **2310** on TV **830**. For example, social networking system **160** may display the videos of a certain number of friends of user **101** who are also currently watching the particular show. In some embodiments, face detection may be utilized to only display the face or head of users **101** within chat area **2310**. In certain embodiments, gestures of user **101** for video chats may be captured and analyzed as discussed above. For example, user **101** may perform a "shhhh" gesture in order to mute one or more other users being displayed in the video boxes within chat area **2310** on TV **830**. Social TV dongle **810** may capture and determine this gesture by user **101** and mute the appropriate video of the user within chat area **2310** that user **101** indicates to mute.

[0226] In some embodiments, an indication of second screen augmentation is presented to user **101**. For example, an indication such as an icon may be presented to user **101** to indicate that a certain program is available for second-screen interaction (e.g., the user may chat about the program on a

mobile device while watching the program on a TV). In some embodiments, the indication may be shown in a newsfeed or a list view of available programs. In some embodiments, the indication may be presented either before or after user **101** selects to tune to a particular program.

[0227] FIG. **24** illustrates an example method **2400** for utilizing a second screen to participate in a chat session related to what is currently being displayed on a TV. The method may begin at step **2410**, where it is determined that a user is viewing particular content on a first display device. For example, it may be determined that the user is viewing a particular show on TV **830**.

[0228] At step **2420**, a second display device of the user is determined. In some embodiments, the second display device is a mobile device of the user. In some embodiments, the second display device is TV **830**.

[0229] At step **2430**, a chat room is displayed on the second display device. The chat room may include various rooms such as a general lobby for a particular series of a show. In some embodiments, the chat room may include chat rooms for specific seasons or episodes of a particular series. Some embodiments may provide private chat rooms in which users may conduct private conversations about the current show.

[0230] At step **2440**, chat messages related to the particular content are displayed in the chat room on the second display device. The chat message may be determined from a social graph such as social graph **300**. In some embodiments, chat messages from friends and non-friends of the user are displayed in the chat room. In certain embodiments, only chat message from friends are displayed in the chat room. In some embodiments, the user may specify preferences regarding what chat messages to display. In certain embodiments, important chat message are displayed on both the first and second display devices.

[0231] Particular embodiments may repeat one or more steps of the method of FIG. **24**, where appropriate. Although this disclosure describes and illustrates particular steps of the method of FIG. **24** as occurring in a particular order, this disclosure contemplates any suitable steps of the method of FIG. **24** occurring in any suitable order. Moreover, although this disclosure describes and illustrates particular components, devices, or systems carrying out particular steps of the method of FIG. **24**, this disclosure contemplates any suitable combination of any suitable components, devices, or systems carrying out any suitable steps of the method of FIG. **24**.

[0232] FIG. **25** illustrates embodiments in which a playlist **2510** for content to be viewed on TV **830** is generated and presented to one or more users **101**. In some embodiments, playlist **2510** is a shared playlist that combines interests of two or more users. In general, playlist **2510** is generated using users' interests as determined by social networking system **160** using social graph **300**. In some embodiments, playlist **2510** is generated by MSO **402** using information obtained from social networking system **160** about one or more users **101**. In some embodiments, playlist **2510** is generated by social networking system **160**. Playlist **2510** may be displayed on mobile device **840**, TV **830** (e.g., as a programming guide), or any other appropriate device. Playlist **2510** may allow multiple users **101** to view content that is relevant to all of their interests. As a result, the social experience of the users may be increased.

[0233] In certain embodiments, playlist **2510** is a list of one or more movies, TV shows, or other content to be viewed on TV **830**. The content of playlist **2510** may be determined



based on the interests of two or more users. For example, consider a couple trying to decide what to watch together on TV **830**. The couple may seek a recommendation using, for example, mobile device **840** or remote control device **950**. In some embodiments, MSO **402** may detect the requested recommendation and send a query to social networking system **160** for information about the users. In some embodiments, social networking system **160** may detect the requested recommendation using, for example, social TV dongle **810** and proceed to query social graph **300** for information about the users. The information may include, for example, what the users are doing, posts of the users, likes of the users, mutual friends of the users, posts or likes by mutual friends of the users, programming guides of mutual friends of the users, etc. This information may then be used to determine content to include in playlist **2510**. As a specific example, if the users and their mutual friends have recently discussed the topic “weddings” on social networking system **160**, then playlist **2510** may include TV shows or movies about weddings.

[0234] In certain embodiments, social TV dongle **810** may determine who is viewing TV **830** in order to determine content to provide in playlist **2510**. For example, social TV dongle **810** may utilize any method discussed above to determine who is in close proximity to TV **830** or social TV dongle **810**. These methods may include utilizing BLUETOOTH to gather information from multiple mobile devices **840** as discussed above, utilizing webcam **970** and facial recognition technology to detect users’ faces in the room, using voice recognition to detect users’ voices, etc. Once social TV dongle **810** or social networking system **160** determines who is in the room, social graph **300** may be queried to determine the interests of all the determined users. The interests of all the determined users may then be combined to determine the content for playlist **2510**. Particular embodiments of determining shared interests are discussed further below.

[0235] In certain embodiments, social networking system **160** may utilize social coefficients to determine content for playlist **2510**. For example, social networking system **160** may first query social graph **300** to determine social coefficients of programs for an individual user **101**. In some embodiments, this may involve determining social coefficients of all available content in social networking system **160**. Some embodiments may utilize coefficients as described in U.S. patent application Ser. No. 12/978,265 entitled “Contextually Relevant Affinity Prediction in a Social Networking System,” which is incorporated herein by reference. Social networking system **160** may utilize the following information from social graph **300** in determining coefficients of specific programs for individual user **101**:

[0236] the number of friends **101a-e** of user **101** who have liked the specific program

[0237] the total number of users of social networking system **160** who have liked the specific program

[0238] the number of friends **101a-e** of user **101** who are currently watching the specific program

[0239] the total number of users of social networking system **160** who are currently watching the specific program

[0240] a taste algorithm (e.g., users who liked the specific program will also like this other program.)

Social networking system **160** may then combine the information above in order to determine a coefficient associated with user **101** for each program. For example, consider a

scenario in which a query of social graph **300** for the specific program yielded the following results:

[0241] the number of friends **101a-e** of user **101** who have liked the specific program=5

[0242] the total number of users of social networking system **160** who have liked the specific program=1000

[0243] the number of friends **101a-e** of user **101** who are currently watching the specific program=2

[0244] the total number of users of social networking system **160** who are currently watching the specific program=250

The combination of these example results would yield a coefficient of  $5+1000+2+250=1257$  for this program for user **101**. Social networking system **160** then performs similar calculations in order to determine coefficients of other programs for user **101**. In certain embodiments, the resulting coefficients of all shows are then ranked for user **101**. A predetermined number of the top-ranked shows may then be presented to user **101** in playlist **2510**.

[0245] In embodiments where it is determined that multiple users **101** are viewing TV **830**, social networking system **160** may first determine specific programs to recommend to each individual user **101** as discussed above (e.g., using social coefficients) and then perform group aggregation in order to determine recommendations for the group of users **101**. For example, consider a scenario where three users **101** are seeking recommendations on what to watch on TV **830**. Social networking system **160** may first determine social coefficients as discussed above for a first show for each of the three users. Social networking system **160** may then average the three coefficients for the first show to determine an averaged coefficient for the first show. Social networking system **160** may then perform similar computations for other shows to determine averaged coefficients for each show. The average coefficients may then be ranked for the three users and a predetermined number of the top-ranked shows (or shows that have a coefficient greater than a predetermined amount) may then be presented in a shared playlist **2510** for the three users. As a specific example, the following coefficients may be determined for shows A, B, and C for the three users:

[0246] User 1: show A coefficient=30; show B coefficient=50, show C coefficient=2

[0247] User 2: show A coefficient=100; show B coefficient=40, show C coefficient=1

[0248] User 3: show A coefficient=200; show B coefficient=300, show C coefficient=3

The coefficients above may then be averaged to determine average coefficients as follows:

[0249] Show A average coefficient= $(30+100+300)/3=110$

[0250] Show B average coefficient= $(50+40+300)/3=130$

[0251] Show C average coefficient= $(2+1+3)/3=2$

The average coefficients may then be ranked for the three users and a predetermined number of the top-ranked shows (or shows that have a coefficient greater than a predetermined amount) may then be presented in a shared playlist **2510** for the three users. In the above example, Show B may be listed first in playlist **2510**, followed by Show A, and then Show C.

[0252] In some embodiments, weighting factors may be used in determining average coefficients of a group of users. For example, consider a family that includes a father, a mother, and a child. Social networking system **160** may apply weights to the coefficients of the father, mother, and child in calculating the average coefficients above. For example, if

social networking system **160** determines that the father watches the most TV shows, social networking system **160** may apply a higher weight to his coefficients than the mother or child. Or, if social networking system **160** determines that most of the TV shows watched in the house are children's shows, it may apply a higher weight to the child's coefficients than the mother or father. Thus, recommendations in playlist **2510** may be altered to prioritize content for the person who consumes the most TV shows.

[0253] In some embodiments, social networking system **160** finds the union of individual show recommendations when determining what content to display in a shared playlist **2510**. For example, if two users are seeking recommendations on what to watch on TV **830**, social networking system **160** may first determine shows to recommend for each individual user as discussed above. Social networking system **160** may then determine whether there are any common recommended shows for the two users. For example, if Shows A and B are recommended to a first user and Shows A and C are recommended to a second user, Show A may be included in a shared playlist **2510** for the two users, since it was recommended to both users.

[0254] As discussed above, a taste algorithm may be utilized by social networking system **160** to determine recommendations to include in playlist **2510**. For example, social networking system **160** may first determine first programs that user **101** watched, liked, or otherwise interacted with on social networking system **160**. In some embodiments, the first programs may be determined using social graph **300** or social TV dangle **810**. In some embodiments, the programs may be any of live TV, programming from OTT provider **403** such as Netflix, programs from a DVR, on-demand programming, and the like. Once the first programs have been determined, social networking system **160** may then search social graph **300** to determine other users or friends **101a-e** of user **101** who also watched, liked, or otherwise interacted with the first program on social networking system **160**. Social networking system **160** may then search social graph **300** for second programs that the determined users or friends watched, liked, or otherwise interacted with on social networking system **160**. The determined second programs may then be recommended to user **101** in playlist **2510** as discussed above. In some embodiments, weighting factors may be utilized in determining what shows to recommend to a user. For example, second programs viewed by a user's friends may have a higher weight in determining recommendations for a user than second programs viewed by users who are not friends.

[0255] As an example for illustrative purposes only, consider a scenario where a first user has liked the program "Garage Talk" in the past. Social networking system **160** may query social graph **300** in order to determine other users or friends of the first user who have also liked "Garage Talk." For example, social networking system **160** may determine that Friend A and User B also liked "Garage Talk." Social networking system **160** may then query social graph **300** for other shows liked by the other users or friends who also liked "Garage Talk." For example, social networking system **160** may determine that Friend A and User B, who liked "Garage Talk," also liked the shows "Shop Journal" and "Cars Galore." Social networking system **160** may then recommend "Shop Journal" and "Cars Galore" to the first user. If, for example, Friend A liked "Shop Journal" and User B (who is not a friend

of the first user) liked "Cars Galore," then "Shop Journal" may appear higher in playlist **2510** than "Shop Journal."

[0256] In some embodiments, social networking system **160** may cross-reference the actors or the people who were involved in making a particular program in determining what shows to recommend to user **101** in playlist **2510**. For example, social networking system **160** may access an external database such as the Internet Movie Database (IMDb) in order to determine the actors, producers, writers, etc. of a particular show liked or watched by user **101** or the connections of user **101**. Social networking system **160** may then cross-reference the determined information with other shows in order to determine other shows that the actors, producers, writers, etc. were also involved with. As an example for illustrative purposes only, consider a scenario where friend **101a** of user **101** likes Show A that features Actors A and B. Social networking system **160** may recommend Show A to user **101** if it determines that user **101** likes Actor B. That is, because both user **101** and friend **101a** like actors that are in a particular show, social networking system **160** may recommend that user **101** and friend **101a** watch the same show.

[0257] In some embodiments, other data points may be used to infer how much a user liked a particular show. For example, social networking system **160** may determine how much of a particular show a user watched before changing the channel, turning off TV **830**, or any other action that indicates disinterest in a TV show. Some embodiments may determine this using, for example, social TV dangle **810** discussed above. In certain embodiments, social networking system **160** may determine that a user began viewing a show and then checked in at another location before the end of the show. In certain embodiments, this may indicate that the user became disinterested in the show. In some embodiments, social networking system **160** may determine where the user checked before the end of the show. If, for example, the user stopped watching a sporting event and then checked in at a sports bar, social networking system **160** may determine that the user did not become disinterested in the sporting event but instead went to a location to continue watching the sporting event with others. Social networking system **160** may utilize posts to social networking system **160**, GPS data from mobile device **840**, or any other appropriate data to determine whether the user became disinterested in a particular show.

[0258] In certain embodiments, social networking system **160** may determine trending shows to recommend to user **101** in playlist **2510**. For example, social networking system **160** may analyze posts, likes, or any other interaction with social networking system **160** in order to determine shows that are trending. Shows that are trending may be, for example, shows that have received the most likes within a predetermined period. Social networking system **160** may then include one or more trending shows in playlist **2510**.

[0259] In some embodiments, users **101** may be notified when a particular program is viewed by a large percentage of their friends. For example, if over half of friends **101a-e** of user **101** are currently viewing or plan to view a particular program, a notification of the program may be sent to user **101** via social networking system **160**. In some embodiments, social networking system **160** may determine that a large percentage of a user's friends are watching or are planning to watch a program using one or more of the coefficients discussed above, close friends of the user (i.e., using social graph **300**), similar tastes, and the like. In some embodiments, the

notification may include a link or button that allows user 101 to press to begin watching the recommended show.

[0260] In some embodiments, social networking system 160 may provide a “best for you” recommendation to user 101 in playlist 2510. The “best for you” recommendation may be the program chosen from the currently available programs that user 101 is most likely to watch. In some embodiments, social networking system 160 may first determine programs that are currently available to watch (e.g., programs that are currently airing, programs that are available via pay-per-view, programs that are recorded on a DVR, programs available from services such as Hulu and Netflix, etc.). Social networking system 160 may then perform any appropriate method to rank the available programs according to what user 101 is likely to want to watch. In some embodiments, this may include using social coefficients described above. Social networking system 160 may then choose the top-ranked program and present an option to user 101 to view the program. In certain embodiments, the top-ranked program may be presented to user 101 along with an indication such as “best for you” or any other appropriate indication.

[0261] FIG. 26 illustrates an example method 2600 for generating an example shared playlist. The method may begin at step 2610, where identities of a first and second user are determined. This may be accomplished by, for example, analyzing MAC addresses of the users’ mobile devices.

[0262] At step 2620, a first plurality of recommended viewing content for the first user is determined. In certain embodiments, social graph 300 is utilized to determine the first plurality of recommended viewing content. In some embodiments, social coefficients may be used to determine the first plurality of recommended viewing content.

[0263] At step 2630, a second plurality of recommended viewing content for the second user is determined. In certain embodiments, social graph 300 is utilized to determine the second plurality of recommended viewing content. In some embodiments, social coefficients may be used to determine the second plurality of recommended viewing content.

[0264] At step 2640, a combined plurality of recommended viewing content is determined using the first plurality of recommended viewing content and the second plurality of recommended viewing content. In some embodiments, social coefficients may be used to determine the combined plurality of recommended viewing content. In some embodiments, the combined plurality of recommended viewing content may be the union of the first and second plurality of recommended viewing content.

[0265] At step 2650, the combined plurality of recommended viewing content is presented to the first and second users. In some embodiments, the combined plurality of recommended viewing content is displayed on a mobile device of one or both of the first and second users. In certain embodiments, the combined plurality of recommended viewing content is displayed on a TV that both users are viewing.

[0266] Particular embodiments may repeat one or more steps of the method of FIG. 26, where appropriate. Although this disclosure describes and illustrates particular steps of the method of FIG. 26 as occurring in a particular order, this disclosure contemplates any suitable steps of the method of FIG. 26 occurring in any suitable order. Moreover, although this disclosure describes and illustrates particular components, devices, or systems carrying out particular steps of the method of FIG. 26, this disclosure contemplates any suitable

combination of any suitable components, devices, or systems carrying out any suitable steps of the method of FIG. 26.

[0267] FIG. 27 illustrates embodiments in which time-sensitive buttons 2710 may be displayed on mobile device 840 in response to what is being shown on TV 830. In general, time-sensitive buttons 2710 allow user 110 to post content to social networking system 160 that is synced with what is being displayed on TV 830. Time-sensitive buttons 2710 may include, for example, a like button 2710a and a share button 2710b as discussed below. User 101 may press or otherwise interact to select buttons 2710 when viewing content on TV 830. Mobile device 840 communicates an indication of the interaction with buttons 2710 to social networking system 160 either directly or via social TV dongle 810.

[0268] In certain embodiments, time-sensitive button 2710 may be a like button 2710a that allows user 101 to indicate to social networking system 160 that he likes content being shown on TV 830. For example, user 101 may press like button 2710a during a particular chase scene of a show “East Street” being viewed on TV 830. An indication of the user pressing like button 2710a during the chase scene may be sent to social networking system 160 where a post such as “User 101 likes the chase scene in East Street” may be posted to the wall of user 101. As another example, user 101 may press like button 2710a that appears on mobile device 840 during a commercial or advertisement for a specific product such as “Mega-Cola.” An indication of the user pressing like button 2710a during the advertisement may be sent to social networking system 160 where a post such as “User 101 likes Mega-Cola” may be posted to the wall of user 101. In certain embodiments, the indication of the user pressing like button 2710a may cause an edge to be created in social graph 300. For example, if user 101 presses like button 2710a during a commercial or advertisement for “Mega-Cola,” an edge 306 may be created between user node 302 for user 101 and a concept node 304 (e.g., a product page) for “Mega-Cola.”

[0269] In some embodiments, like button 2710a may be used to indicate to social networking system 160 that user 101 likes any granularity of content on TV 830. For example, like button 2710a may be used to indicate that user 101 likes a particular channel, content provider, show, season, episode, scene, actor, product shown in a program, product shown in an advertisement or commercial, piece of music, or any other content shown on TV 830. In certain embodiments, like button 2710a may automatically appear on mobile device 840 while user 101 is watching content on TV 830. In some embodiments, like button 2710a may be manually displayed on mobile device 840 by user 101 by, for example, launching a mobile app on mobile device 840.

[0270] In certain embodiments, time-sensitive button 2710 may be a share button 2710b that allows user 101 to share content being shown on TV 830 with other users of social networking system 160. For example, user 101 may press share button 2710b during a particular play of a sporting event being viewed on TV 830. An indication of the user pressing share button 2710b during the particular play may be sent to social networking system 160 where a post that includes a clip or an image of the particular play may be posted to the wall of user 101. As another example, user 101 may press share button 2710b on mobile device 840 during a particular conversation occurring on TV 830. An indication of the user pressing share button 2710b during the conversation may be sent to social networking system 160 where a post that

includes the text of the conversation (e.g., from subtitles or closed-captioning) may be posted to the wall of user 101.

[0271] In some embodiments, share button 2710*b* may be used to share any granularity of content shown on TV 830 with other users of social networking system 160. For example, share button 2710*b* may be used to share images, clips (e.g., short videos), text, music, or any other content shown on TV 830 with users of social networking system 160. In certain embodiments, share button 2710*b* may automatically appear on mobile device 840 while user 101 is watching content on TV 830. In some embodiments, share button 2710*b* may be manually displayed on mobile device 840 by user 101 by, for example, launching a mobile app on mobile device 840.

[0272] In some embodiments, a mobile app of social networking system 160 running on mobile device 840 may include an area that allows user 101 to explicitly share content currently being viewed. For example, the mobile app may include a text entry area in which the user can type a message such as “I’m watching Lone Survivor.” In some embodiments, the text entry area may autocomplete a user’s message. For example, if the user types “I’m watching,” the mobile app may query the user’s content providers (e.g., MSO 402) in order to determine what the user is currently watching. The mobile app may then autocomplete the user’s phrase using the name of the program currently being viewed.

[0273] FIG. 28 illustrates an example method 2800 for displaying time-sensitive buttons in response to what is being shown on a TV. The method may begin at step 2810, where it is determined that a user is viewing content on a first display device. For example, it may be determined that the user is viewing a particular show on TV 830.

[0274] At step 2820, a time-sensitive button is displayed on a second display device of the user. In some embodiments, the time-sensitive button is a like button. In some embodiments, the time-sensitive button is a share button. The time-sensitive button may appear automatically (e.g., from social networking system 160), or the user may manually launch the time-sensitive button using, for example, a mobile app on a mobile device.

[0275] At step 2830, an indication that the user has selected the time-sensitive button is received. In some embodiments, it is received at social networking system 160. In certain embodiments, the indication corresponds to the user pressing the time-sensitive button.

[0276] At step 2840, one or more edges are created in a social graph based on the viewed content and the received indication. For example, if the user presses the time-sensitive like button during a commercial for a specific product, social networking system 160 may add a “like” edge between nodes for the user and the specific product. As another example, if the user presses the time-sensitive share button during a movie, social networking system 160 may add a “recommend” edge between nodes for the user and the movie in the social graph.

[0277] Particular embodiments may repeat one or more steps of the method of FIG. 28, where appropriate. Although this disclosure describes and illustrates particular steps of the method of FIG. 28 as occurring in a particular order, this disclosure contemplates any suitable steps of the method of FIG. 28 occurring in any suitable order. Moreover, although this disclosure describes and illustrates particular components, devices, or systems carrying out particular steps of the method of FIG. 28, this disclosure contemplates any suitable

combination of any suitable components, devices, or systems carrying out any suitable steps of the method of FIG. 28.

[0278] FIG. 29 illustrates embodiments in which devices may be utilized as smart remote controls for TV 830. In some embodiments, mobile device 840 may display a channel switching mobile app 2910 that a user may interact with to control what is being viewed on TV 830. In some embodiments, remote control device 950 may be utilized to interact with social TV dongle 810 in order to control what is being viewed on TV 830. Social TV dongle 810 may control what is being viewed on TV 830 by sending commands via IR to content source 820. In some embodiments, social TV dongle 810 may be the only source of content for TV 830 and may receive content to display from social networking system 160. In some embodiments, channel switching mobile app 2910 may automatically appear when user 101 comes within close proximity to social TV dongle 810. In certain embodiments, channel switching mobile app 2910 replaces a lock screen of mobile device 840.

[0279] In some embodiments, user 101 may interact with channel switching mobile app 2910 on mobile device 840 to control what is viewed on TV 830. For example, user 101 may launch channel switching mobile app 2910 that displays available content to watch on TV 830. The available content may be, for example, a social programming guide (SPG) discussed below in reference to FIG. 31, recommendations as discussed above in reference to FIG. 25, or any other available content from social networking system social networking system 160, MSO 402, or OTT provider 403. In some embodiments, channel switching mobile app 2910 may display one or more facepiles (e.g., multiple photos of users of social networking system 160). In some embodiments, social content is provided in channel switching mobile app 2910. As illustrated in FIG. 29, for example, social data from social networking system 160 may be included next to shows that user 101 may select to watch. The social data may include, for example, friends or connections of user 101 who are currently watching the show, friends or connections of user 101 who like the show, friends or connection of user 101 who are planning to watch the show, or any other available social data for the show from social networking system 160. In addition, channel switching mobile app 2910 may include a button or link for each show that a user may press or otherwise interact with to begin watching the show. Once pressed, mobile device 840 may send an indication of the interaction to social TV dongle 810 or social networking system 160. Social TV dongle 810 may subsequently send IR commands to content source 820 in order to, for example, tune content source 820 to the appropriate channel for the selected show.

[0280] In some embodiments, user 101 may utilize remote control device 950 in order to interact with social TV dongle 810 and thus control what is viewed on TV 830. For example, a dedicated button may be included on remote control device 950 that allows control of social TV dongle 810. In some embodiments, the dedicated button may launch a user interface on TV 830 from social TV dongle 810 for controlling functions of TV 830. User 101 may then use general controls of remote control device 950 to control function of social TV dongle 810 or TV 830. Social TV dongle 810 may subsequently send IR commands to content source 820 in order to, for example, tune content source 820 to the appropriate channel for a selected show.

[0281] FIG. 30 illustrates an example method 3000 for utilizing devices as smart remote controls for a TV. The

method may begin at step **3010** where it is determined that a user is viewing particular content on a first display device. For example, it may be determined that the user is viewing a particular show on TV **830**.

**[0282]** At step **3020**, an interface is displayed on a second display device for controlling content displayed on the first display device. In some embodiments, the interface may include shows or movies that the user may select to watch on the first display device. In certain embodiments, the interface may be displayed on a mobile device of the user.

**[0283]** At step **3030**, an indication that the user has selected an option from the interface on the second display device is received. In some embodiments, the indication is received at social networking system **160**. In certain embodiments, the indication corresponds to the user pressing a button, link, or icon on the interface.

**[0284]** At step **3040**, instructions are sent to the first display device based on the selected option. In some embodiments, the instructions are sent to the first display device via social TV dongle **810**. For example, the instructions may be to display a certain show or movie. In certain embodiments, social TV dongle **810** may send instructions via, for example, IR to content source **820**.

**[0285]** At step **3050**, one or more edges in a social graph are created based on the selected option. For example, if the user presses an icon to begin viewing a particular program, social networking system **160** may add a “watched” edge between nodes for the user and the particular program.

**[0286]** Particular embodiments may repeat one or more steps of the method of FIG. **30**, where appropriate. Although this disclosure describes and illustrates particular steps of the method of FIG. **30** as occurring in a particular order, this disclosure contemplates any suitable steps of the method of FIG. **30** occurring in any suitable order. Moreover, although this disclosure describes and illustrates particular components, devices, or systems carrying out particular steps of the method of FIG. **30**, this disclosure contemplates any suitable combination of any suitable components, devices, or systems carrying out any suitable steps of the method of FIG. **30**.

**[0287]** FIG. **31** illustrates a social programming guide (SPG) **3110** which may be displayed on mobile device **840** or TV **830**. In general, SPG **3110** provides an easy and convenient way for user **101** to view and select available content to display on TV **830**. Unlike a typical EPG that lists programs based on channel numbers, SPG **3110** aggregates content from multiple sources (e.g., OTT providers **403**, MSOs **402**, on-demand programming, DVRs, etc.) into a convenient list of content according to the user’s interests. The user is not required to know where the content is being sourced from (e.g., from a STB or a DVR) or what channel is associated with the content. Instead, the user may simply tap an icon for an available program in SPG **3110** and the show will be displayed on TV **830**. In certain embodiments, the available content in SPG **3110** is presented in the form of graphics similar to apps on mobile device **840**.

**[0288]** SPG **3110** may include any available content to be viewed on TV **830**. For example, SPG **3110** may include content from MSOs **402** that would typically be selected using a STB such as STB/gateway **404c**. SPG **3110** may also include content from OTT provider **403** such as Hulu and Netflix. Content in SPG **3110** may also be on-demand content and may include an indication of the price to view the on-demand content. In some embodiments, SPG **3110** may display a facepile proximate to available content. The facepile

may include, for example, images of other users (e.g., friends) who are watching the content, who are planning to watch the content, who have liked the content, or have interacted with the content in any other way on social networking system **160**.

**[0289]** In some embodiments, the content in SPG **3110** may include recommended content for one or more users **101**. For example, social networking system **160** may determine who is in the room and then tailor the content in SPG **3110** according to the determined user(s). For example, content in SPG **3110** may include recommended content from playlist **2510** described above.

**[0290]** In some embodiments, SPG **3110** may be displayed on mobile device **840** using, for example, a mobile app of social networking system **160**. In some embodiments, SPG **3110** may be displayed on TV **830**. In embodiments where SPG **3110** is displayed on TV **830**, it may overlay or cover a programming guide from MSOs **402**. In certain embodiments, SPG **3110** may completely replace the user interface of a STB or DVR. In some embodiments, the overlay methods described above in reference to FIGS. **8-12** may be utilized to hide the programming guide or channel numbers from MSO **402**. As a result, users **101** may have an easier time locating relevant content to watch. In addition, there may be less confusion because users are not required to switch between multiple input sources.

**[0291]** In certain embodiments, sponsored shows may be included in SPG **3110**. For example, a particular show or movie may be sponsored by MSO **402** or OTT provider **403**. An icon **3120** for the sponsored show may appear in SPG **3110** where it may be more likely to be selected by the user. In some embodiments, the icon **3120** of the sponsored program may appear intermingled with recommended programs. In certain embodiments, as illustrated in FIG. **31**, the icon **3120** of the sponsored program may appear in a separate portion of SPG **3110** (e.g., at the bottom of the screen of mobile device **840**). In certain embodiments, MSO **402** or OTT provider **403** may pay a fee for a sponsored program to be included in SPG **3110**.

**[0292]** In some embodiments, a particular icon in SPG **3110** may be a personalized queue for user **101**. This personalize queue may include content that is the most recommended content for user **101** and may dynamically update. For example, social networking system **160** may determine recommendations for user **101** using the methods described above in reference to FIGS. **25-26**. The recommendations may then be loaded into the personalized queue so that user **101** may simply push the icon of his personalized queue to being watching content recommended by social networking system **160**. The content in the personalized queue may be a playlist that automatically plays the content sequentially without the user having to interact with mobile device **840**, TV **830**, or social TV dongle **810**. In some embodiments, an “ADD TO QUEUE” indication may be available to user **101** in, for example, SPG **3110**. This indication may allow user **101** to quickly place a program into his personalized queue. In some embodiments, when user selects an “ADD TO QUEUE” indication to add Show A to his personalized queue, social networking system **160** may automatically post a message such as “User **101** is planning to watch Show A” to social networking system **160**. In some embodiments, friends **101a-e** of user **101** may suggest programs into the personalized queue of user **101**. This may be controlled by preferences of user **101**.

[0293] In some embodiments, a particular icon in SPG 3110 may be a recommendation queue for user 101. This recommendation queue may include content that has been recommended to user 101 by friends 101a-e. For example, a particular friend 101a may want user 101 to view a particular show. He may indicate this to social networking system 160 using any appropriate button or link on social networking system 160. Social networking system 160 may then load the recommended show into the recommendation queue so that user 101 may simply push icon 3120 of his recommendation queue to being watching content recommended by his friends.

[0294] FIG. 32 illustrates an example method 3200 for providing a SPG. The method may begin at step 3210, where first available content from a first content source is determined. For example, one or more TV shows may be determined from a source such as MSO 402. At step 3220, first available content from a second content source is determined. For example, one or more programs may be determined from a source such as OTT provider 403. In some embodiments, the first and second sources are different sources. In certain embodiments, the content sources may include a DVR, a STB, a website, a cable provider, an on-demand provider, and the like.

[0295] At step 3230, recommended content for a first user is determined. In some embodiments, the recommended content is determined using a social graph and the first and second available content. In some embodiments, social networking system 160 may query a social graph in order to determine social coefficients for each of the first and second available content. The social coefficients may be used in some embodiments to determine the recommended content.

[0296] At step 3240, a programming guide is displayed on a display device of the first user. In some embodiments, the programming guide includes the recommended content for the first user. In some embodiments, the programming guide masks the first and second content sources. That is, some embodiments mask channel numbers of the recommended content. In some embodiments, the programming guide is SPG 3110.

[0297] Particular embodiments may repeat one or more steps of the method of FIG. 32, where appropriate. Although this disclosure describes and illustrates particular steps of the method of FIG. 32 as occurring in a particular order, this disclosure contemplates any suitable steps of the method of FIG. 32 occurring in any suitable order. Moreover, although this disclosure describes and illustrates particular components, devices, or systems carrying out particular steps of the method of FIG. 32, this disclosure contemplates any suitable combination of any suitable components, devices, or systems carrying out any suitable steps of the method of FIG. 32.

[0298] FIG. 33 illustrates a social graph 3300 that may be used to stream media to any device of user 101. In some embodiments, social graph 3300 may be an embodiment of social graph 300 above. Social graph 3300 includes concept nodes 304 for each device of user 101 that is capable of presenting any form of media (e.g., shows, movies, pictures, desktop, music, etc.) to user 101. For example, concept nodes 304 may be associated with any mobile device 840 of user 101, a TV 380 of user 101, any user device 1710, any client system 130, or any other device of user 101 capable of presenting media to user 101. In certain embodiments, concept nodes 304 of user device may be associated with an input or an output of the user device. Social graph 3300 also includes

edges 306 that may indicate that a user “owns” the user devices associated with concept nodes 306.

[0299] In general, social graph 3300 with user device concept nodes 304 permits a user to stream any media that friends or other connections of the user are consuming. In one example, a first user may begin viewing a show on his TV at the same point in the show that one of his friends is currently viewing. As a result, the users may be able to simultaneously view the same TV show and interact with one another (e.g., chat as discussed above) through social networking system 160. As another example, a user may be able to display photos from his mobile device on one or more of his friend’s TVs or mobile devices. These any many other examples of streaming media from one user’s device to another user’s device may be accomplished by social networking system 160 creating and analyzing the nodes and edges of social graph 3300.

[0300] In some embodiments, social networking system 160 may determine what service or device a user is currently using in order to determine what and how to stream media from another user. For example, social networking system 160 may analyze a user’s interactions with social networking system 160 in order to determine whether the user is currently interacting with social networking system 160 using a smartphone, a computer, a tablet computer, or any other user device. As another example, social networking system 160 may determine whether a user is currently communicating with social networking system 160 using WiFi, cellular communications such as 4G, or any other appropriate communications. Once the type of service or user device is determined, social networking system 160 may modify the content being shared from another user. For example, if social networking system 160 determines that a user is currently utilizing a smartphone over 4G, it may optimize a video stream to be streamed to the smartphone over 4G. As another example, if social networking system 160 determines that a user is currently utilizing a TV 830 coupled to social TV dongle 810, social TV dongle 810 may optimize a video stream to be viewed on TV 830.

[0301] In some embodiments, social networking system 160 may determine an optimal user device in which to display shared content from another user. For example, social networking system 160 may determine that a user is attempting to view a video stream that a friend is currently viewing. Social networking system 160 may then determine that the optimal display device for the shared video stream would be a TV 830. As another example, social networking system 160 may determine that a user is attempting to view a photo that a friend is currently viewing on his mobile device 840. Social networking system 160 may then determine that the optimal display device for the shared photo would be another mobile device 840.

[0302] FIG. 34 illustrates an example method 3400 for streaming media to multiple user devices. The method may begin at step 3410, where a first media device of a first user is determined. As step 3420, a second media device of a second user is determined. For example, the media devices may include a smartphone, a TV, a digital music device, a laptop, a tablet computer, and the like.

[0303] At step 3430, a first node for the first media device and a first edge between the first node and a node of the first user is created in a social graph. In some embodiments, the social graph may refer to social graph 3300. In some embodi-

ments, the first edge may be an “owns” edge **306**. In some embodiments, the first node corresponds to an input or output port of the first media device.

[0304] At step **3440**, a second node for the second media device and a second edge between the second node and a node of the second user is created in the social graph. In some embodiments, the social graph may refer to social graph **3300**. In some embodiments, the second edge may be an “owns” edge **306**. In some embodiments, the second node corresponds to an input or output port of the second media device.

[0305] At step **3450**, media is streamed from the first media device to the second device using the first and second nodes and the first and second edges created in step **3430** and **3440**. For example, the first user may view a TV show on his TV that the second user is currently viewing on his TV. As another example, the first user may view photos from the second user’s smartphone on his TV.

[0306] Particular embodiments may repeat one or more steps of the method of FIG. **34**, where appropriate. Although this disclosure describes and illustrates particular steps of the method of FIG. **34** as occurring in a particular order, this disclosure contemplates any suitable steps of the method of FIG. **34** occurring in any suitable order. Moreover, although this disclosure describes and illustrates particular components, devices, or systems carrying out particular steps of the method of FIG. **34**, this disclosure contemplates any suitable combination of any suitable components, devices, or systems carrying out any suitable steps of the method of FIG. **34**.

[0307] FIG. **35** illustrates a comment visualization graph for a particular program that may be generated and displayed to user **101**. As discussed above, comments, posts, chat messages, or any other content posted to social networking system **160** may be time-stamped with information indicating when the content was posted. For example, a post about a particular TV show may be time-stamped with a time that indicates when in the show the post was made. As another example, chat messages about a particular movie may be time-stamped to indicate at what point in the movie the chat messages were exchanged. Social networking system **160** may analyze content posted to social networking system **160** and determine all posts related to a particular program. A comment visualization graph such as the one illustrated in FIG. **35** may then be created and displayed to user **101** on, for example, mobile device **840** or TV **830**. The comment visualization graph presents a visual representation of the amount of comments made during the program and at what point during the program they were made. As a result, users may be able to determine interesting or important parts of a program. In some embodiments, the users may then be able to jump that portion of the program and view the interesting or important content. A particular example of a comment visualization graph is discussed in more detail below.

[0308] The illustrated example of FIG. **35** is a comment visualization graph for an awards show such as the ACADEMY AWARDS. The x-axis in this embodiment is time relative to the beginning of the show and the y-axis is the amount of comments about the show. As illustrated in this figure, comments of users of social networking system **160** about the award show were clumped in three main portions of the show: around 1:00, 10:00, and 33:00. By presenting the amount of comments about the show relative to time, the comment visualization graph presents a convenient way for users of social networking system **160** to determine important or interesting

portions of the show. In this example, users may deduce that the interesting or important parts of the show occurred 1:00, 10:00, and 33:00 marks because that is when the most comments by user of social networking system **160** were posted. In certain embodiments, the comment visualization graph may also present a thumbnail image of the show at the important or interesting points of the show (e.g., when the most comments occurred). In this example, thumbnail images of the show at the 1:00, 10:00, and 33:00 marks are displayed above the clumps of comments. This may allow the user to quickly discern what the comments were regarding. In some embodiments, the user may click or otherwise interact with the thumbnail images in order to being playing the show at that point.

[0309] In certain embodiments, a dynamic highlight reel may be presented to a user based on which sections of a program received the highest density of user comments. For example, a user may interact with mobile application **602** on his mobile device and indicate that he would like to watch the top highlights of a certain program in a certain amount of time. An example might include, “I want to watch the top highlights of the ACADEMY AWARDS in three minutes.” One or more of mobile application **602**, social TV dongle **810**, and social networking system **160** may then analyze content posted to social networking system **160** (e.g., time-stamped user comments about the ACADEMY AWARDS) and determine all posts related to the ACADEMY AWARDS. Clips of portions of the ACADEMY AWARDS having the most user comments may then be automatically assembled. In certain embodiments, the clips may be ranked from the highest density of user comments to the lowest. In some embodiments, a subset of the determined clips is chosen so that the chosen clips will run in the amount of time indicated by the user. A highlight reel of the determined clips may then be presented to the user on any appropriate display device.

[0310] In some embodiments, an index of scenes or interesting parts of a program may be presented to user **101**. For example, the comments for a certain program may be analyzed as described above in order to determine important or interesting portions of the program. The determined important or interesting portions of the program may then be ranked or otherwise listed in an index and presented to user **101**. In certain embodiments, for example, the index may be presented to user **101** interposed onto, for example, the user’s time line.

[0311] In some embodiments, content and interactions other than user comments may be analyzed and presented to user **101** in a visualization graph similar to the comment visualization graph of FIG. **35** above. For example, time-stamped likes of a particular program may be analyzed and graphed to show the various points within the program that users selected to like the program. In another example, observed data indicating interest in the content may be analyzed and graphed to show the various points within the program that users were intensely watching the content. As a particular example, users’ eye gaze, as described above, may be analyzed and graphed according to time stamps to show which portions of a show users were transfixed on the TV.

[0312] FIG. **36** illustrates an example method **3600** for providing an example comment visualization graph. The method may begin at step **3610**, where a plurality of user comments related to a particular program are determined. In some embodiments, a social graph such as social graph **300** may be utilized to determine the plurality of comments. For



example, social networking system **160** may query social graph **300** for all comments related to an awards show that previously aired.

[0313] At step **3620**, a time associated with each comment as related to the program is determined. In some embodiments, each comment may be time-stamped with an absolute time or a time relative to the program. For example, a comment may be time-stamped with a time indicating that it was posted at 33:00 into the show.

[0314] At step **3630**, a comment visualization graph is presented. In some embodiments, the comment visualization graph shows an indication of the amount of comments plotted against time. For example, the comment visualization graph may plot time of the program on the x-axis and the number of comments made about the program on the y-axis. This may allow users to quickly discern important parts of the program. For example, if there were many comments surrounding the time of 33:00 into the program, the user may determine that the 33:00 mark was an important part of the program. In some embodiments, the program may automatically begin playing the important parts of the program.

[0315] Particular embodiments may repeat one or more steps of the method of FIG. **36**, where appropriate. Although this disclosure describes and illustrates particular steps of the method of FIG. **36** as occurring in a particular order, this disclosure contemplates any suitable steps of the method of FIG. **36** occurring in any suitable order. Moreover, although this disclosure describes and illustrates particular components, devices, or systems carrying out particular steps of the method of FIG. **36**, this disclosure contemplates any suitable combination of any suitable components, devices, or systems carrying out any suitable steps of the method of FIG. **36**.

[0316] In some embodiments, social networking system **160** may provide user-submitted content about viewed programs to entities external to social networking system **160**. For example, social networking system **160** may (for a fee) provide user comments about a particular TV show to the providers or producers of the show, subject to user settings. As another example, social networking system **160** may (for a fee) provide the number of times on any screen (e.g., any mobile device, TV, or computer) that a user has seen an advertisement from a specific media campaign, subject to user settings. In some embodiments, the user comments may be provided in real-time or at a time after the airing of the show. In another example, social networking system **160** may (for a fee) provide user likes of a product, user posts about a product, or the number of times on any screen (e.g., any mobile device, TV, or computer) that a user has seen an advertisement for a particular product. Both of these examples are discussed in more detail below.

[0317] In some embodiments, social networking system **160** may provide user-generated content about a viewed program to the program's provider. For example, consider a scenario where a pilot of a TV show is viewed by users of social networking system **160**. Either while viewing the pilot or at a time after the airing of the pilot, users of social networking system **160** may submit posts, comments, chat sessions, or any other content regarding the pilot. Social networking system **160** may aggregate the user-submitted content for the pilot and provide it to the pilot's creator or producer either while the pilot is airing or after it has aired. For example, social networking system **160** may present on a mobile device **840** or TV **830** of the pilot's producer the comments that users of social networking system **160** are

making about the pilot in real-time. As a result, content providers may be able to obtain viewer feedback in a much more timely manner.

[0318] In some embodiments, social networking system **160** may provide user-generated content about a product to the product's advertiser or maker, subject to user privacy settings. For example, consider a scenario where an advertisement for a product is aired and then viewed by users of social networking system **160**. Either while viewing the advertisement or at a time after the airing of the advertisement, users of social networking system **160** may submit posts, comments, chat sessions, or any other content regarding the product in the advertisement. Social networking system **160** may aggregate the user-submitted content for the product and provide it to the advertiser or maker of the product.

[0319] In some embodiments, social networking system **160** may rate movies, advertisements, shows, episodes of shows, seasons of shows, or any other granularity of shows based on metrics of the viewers of the show, subject to user privacy settings. For example, social networking system **160** may rate a show based on how many users **101** watched the show. This may be determined, for example, using the methods of determining identities of one or more users **101** who are watching content on TV **830** described in reference to FIGS. **15-16** above. In some embodiments, social networking system **160** may rate a show based on other metrics such as how many users **101** finished a show, how many users **101** continue to watch new episodes of a show, how many users post content to social networking system **160** about the show, or take any other social action with social networking system **160** regarding the show. In some embodiments, social networking system **160** may provide the determined ratings to content providers so that the content providers may refine their shows. For example, the determined ratings may allow the content provider to remove a character if social networking system **160** determines that users stopped watching new episodes of the show when the character was introduced.

[0320] In some embodiments, social networking system **160** may provide the above determined ratings of advertisements to advertisers or makers of the product being advertised. For example, social networking system **160** may rate an advertisement based on metrics such as how many users **101** post content to social networking system **160** about the advertisement or take any other social action with social networking system **160** regarding the show (e.g., how many users have liked the product). In some embodiments, social networking system **160** may provide the determined ratings to advertisers or makers of the product for a fee.

[0321] In some embodiments, the determined ratings may be utilized by social networking system **160** to provide recommendations to users **101**. For example, SPG **3110** and playlist **2510** may include shows that have been determined to have high ratings. As another example, notifications may be sent to users **101** to view shows that have been determined to have high ratings.

[0322] In some embodiments, analytics may be performed by social networking system **160** to determine metrics regarding the size and composition of audiences for movies and TV shows. For example, as described above, social networking system **160** may determine what content users **101** of social networking system **160** are watching. Social networking system **160** may aggregate this data in order to determine the total number of users **101** across social networking system



**160** that viewed a particular program. In some embodiments, social networking system **160** may also determine metrics regarding the composition of the viewers of the particular program. For example, social networking system **160** may analyze user data of the users **101** determined to have viewed a particular program in order to determine the age, gender, etc. of the determined viewers. Social networking system **160** may then provide the metrics regarding the viewing audience of a particular show to content providers, advertisers, or any other appropriate entity.

**[0323]** FIG. 37A illustrates an example personal computing device **3700**. In particular embodiments, personal computing device **3700** may comprise a processor **3710**, a memory **3720**, a communication component **3730** (e.g., antenna and communication interface for wireless communications), one or more input and/or output (I/O) components and/or interfaces **3740**, and one or more sensors **3750**. In particular embodiments, one or more I/O components and/or interfaces **3740** may incorporate one or more sensors **3750**. In particular embodiments, personal computing device **3700** may comprise a computer system or an element thereof as described in FIG. 39 and associated description.

**[0324]** In particular embodiments, a personal computing device, such as a mobile device, may include various types of sensors **3750**, such as, for example and without limitation: touch sensors (disposed, for example, on a display of the device, the back of the device and/or one or more lateral edges of the device) for detecting a user touching the surface of the mobile electronic device (e.g., using one or more fingers); accelerometer for detecting whether the personal computing device **3700** is moving and the speed of the movement; thermometer for measuring the temperature change near the personal computing device **3700**; proximity sensor for detecting the proximity of the personal computing device **3700** to another object (e.g., a hand, desk, or other object); light sensor for measuring the ambient light around the personal computing device **3700**; imaging sensor (e.g., camera) for capturing digital still images and/or video of objects near the personal computing device **3700** (e.g., scenes, people, bar codes, QR codes, etc.); location sensors (e.g., Global Positioning System (GPS)) for determining the location (e.g., in terms of latitude and longitude) of the mobile electronic device; sensors for detecting communication networks within close proximity (e.g., near field communication (NFC), Bluetooth, RFID, infrared); chemical sensors; biometric sensors for biometrics-based (e.g., fingerprint, palm vein pattern, hand geometry, iris/retina, DNA, face, voice, olfactory, sweat) authentication of user of personal computing device **3700**; etc. This disclosure contemplates that a mobile electronic device may include any applicable type of sensor. Sensors may provide various types of sensor data, which may be analyzed to determine the user's intention with respect to the mobile electronic device at a given time.

**[0325]** In particular embodiments, a sensors hub **3760** may optionally be included in personal computing device **3700**. Sensors **3750** may be connected to sensors hub **3760**, which may be a low power-consuming processor that controls sensors **3750**, manages power for sensors **3750**, processes sensor inputs, aggregates sensor data, and performs certain sensor functions. In addition, in particular embodiments, some types of sensors **3750** may be connected to a controller **3770**. In this case, sensors hub **3760** may be connected to controller **3770**, which in turn is connected to sensor **3750**. Alternatively, in

particular embodiments, there may be a sensor monitor in place of sensors hub **3760** for managing sensors **3750**.

**[0326]** In particular embodiments, in addition to the front side, personal computing device **3700** may have one or more sensors for performing biometric identification. Such sensors may be positioned on any surface of personal computing device **3700**. In example embodiments, as the user's hand touches personal computing device **3700** to grab hold of it, the touch sensors may capture the user's fingerprints or palm vein pattern. In example embodiments, while a user is viewing the screen of personal computing device **3700**, a camera may capture an image of the user's face to perform facial recognition. In example embodiments, while a user is viewing the screen of personal computing device **3700**, an infrared scanner may scan the user's iris and/or retina. In example embodiments, while a user is in contact or close proximity with personal computing device **3700**, chemical and/or olfactory sensors may capture relevant data about a user. In particular embodiments, upon detecting that there is a change in state with respect to the identity of the user utilizing personal computing device **3700**, either by itself or in combination with other types of sensor indications, personal computing device **3700** may determine that it is being shared.

**[0327]** In particular embodiments, in addition to the front side, the personal computing device **3700** may have touch sensors on the left and right sides. Optionally, the personal computing device **3700** may also have touch sensors on the back, top, or bottom side. Thus, as the user's hand touches personal computing device **3700** to grab hold of it, the touch sensors may detect the user's fingers or palm touching personal computing device **3700**. In particular embodiments, upon detecting that there is a change in state with respect to a user touching personal computing device **3700**, either by itself or in combination with other types of sensor indications, personal computing device **3700** may determine that it is being shared.

**[0328]** In particular embodiments, personal computing device **3700** may have an accelerometer in addition to or instead of the touch sensors on the left and right sides. Sensor data provided by the accelerometer may also be used to estimate whether a new user has picked up personal computing device **3700** from a resting position, e.g., on a table or desk, display shelf, or from someone's hand or from within someone's bag. When the user picks up personal computing device **3700** and brings it in front of the user's face, there may be a relatively sudden increase in the movement speed of personal computing device **3700**. This change in the device's movement speed may be detected based on the sensor data supplied by the accelerometer. In particular embodiments, upon detecting that there is a significant increase in the speed of the device's movement, either by itself or in combination with other types of sensor indications, personal computing device **3700** may determine that it is being shared.

**[0329]** In particular embodiments, personal computing device **3700** may have a Gyrometer in addition or instead of the touch sensors on the left and right sides. A Gyrometer, also known as a gyroscope, is a device for measuring the orientation along one or more axis. In particular embodiments, a Gyrometer may be used to measure the orientation of personal computing device **3700**. When personal computing device **3700** is stored on a shelf or in the user's bag, it may stay mostly in one orientation. However, when the user grabs hold of personal computing device **3700** and lifts it up and/or moves it closer to bring it in front of the user's face, there may

be a relatively sudden change in the orientation of personal computing device 3700. The orientation of personal computing device 3700 may be detected and measured by the gyrometer. If the orientation of personal computing device 3700 has changed significantly. In particular embodiments, upon detecting that there is a significant change in the orientation of personal computing device 3700, either by itself or in combination with other types of sensor indications, personal computing device 3700 may determine that it is being shared.

[0330] In particular embodiments, personal computing device 3700 may have a light sensor. When personal computing device 3700 is stored in a user's pocket or case, it is relatively dark around personal computing device 3700. On the other hand, when the user brings personal computing device 3700 out of his pocket, it may be relatively bright around personal computing device 3700, especially during day time or in well-lit areas. The sensor data supplied by the light sensor may be analyzed to detect when a significant change in the ambient light level around personal computing device 3700 occurs. In particular embodiments, upon detecting that there is a significant increase in the ambient light level around personal computing device 3700, either by itself or in combination with other types of sensor indications, personal computing device 3700 may determine that it is being shared.

[0331] In particular embodiments, personal computing device 3700 may have a proximity sensor. The sensor data supplied by the proximity sensor may be analyzed to detect when personal computing device 3700 is in close proximity to a specific object, such as the user's hand. For example, mobile device 3700 may have an infrared LED (light-emitting diode) 3790 (i.e., proximity sensor) placed on its back side. When the user holds such a mobile device in his hand, the palm of the user's hand may cover infrared LED 3790. As a result, infrared LED 3790 may detect when the user's hand is in close proximity to mobile device 3700. In particular embodiments, upon detecting that personal computing device 3700 is in close proximity to the user's hand, either by itself or in combination with other types of sensor indications, personal computing device 3700 may determine that it is being shared.

[0332] A personal computing device 3700 may have any number of sensors of various types, and these sensors may supply different types of sensor data. Different combinations of the individual types of sensor data may be used together to detect and estimate a user's current intention with respect to personal computing device 3700 (e.g., whether the user really means to take personal computing device 3700 out of his pocket and use it). Sometimes, using multiple types of sensor data in combination may yield a more accurate, and thus better, estimation of the user's intention with respect to personal computing device 3700 at a given time than only using a single type of sensor data. Nevertheless, it is possible to estimate the user's intention using a single type of sensor data (e.g., touch-sensor data).

[0333] FIG. 37B illustrates the exterior of an example personal computing device 3700. Personal computing device 3700 has approximately six sides: front, back, top, bottom, left, and right. Touch sensors may be placed anywhere on any of the six sides of personal computing device 3700. For example, in FIG. 37B, a touchscreen incorporating touch sensors 3780A is placed on the front of personal computing device 3700. The touchscreen may function as an input/output (I/O) component for personal computing device 3700. In addition, touch sensors 3780B and 3780C are placed on the left and right sides of personal computing device 3700,

respectively. Touch sensors 3780B and 3780C may detect a user's hand touching the sides of personal computing device 3700. In particular embodiments, touch sensors 3780A, 3780B, 3780C may be implemented using resistive, capacitive, and/or inductive touch sensors. The electrodes of the touch sensors 3780A, 3780B, 3780C may be arranged on a thin solid piece of material or a thin wire mesh. In the case of capacitive touch sensors, there may be two types of electrodes: transmitting and receiving. These electrodes may be connected to a controller (e.g., controller 3770 illustrated in FIG. 3A), which may be a microchip designed to drive the transmitting electrodes with electrical pulses and measure the changes in capacitance from the receiving electrodes caused by a user's touches in order to detect the locations of the user touches.

[0334] Of course, personal computing device 3700 is merely an example. In practice, a device may have any number of sides, and this disclosure contemplates devices with any number of sides. The touch sensors may be placed on any side of a device.

[0335] In particular embodiments, personal computing device 3700 may have a proximity sensor 3790 (e.g., an infrared LED) placed on its back side. Proximity sensor 3790 may be able to supply sensor data for determining its proximity, and thus the proximity of personal computing device 3700, to another object.

[0336] FIG. 38 illustrates an example software architecture 3800 for information and applications on a personal computing device 3700. In particular embodiments, software architecture 3800 may comprise software 3810 and data store(s) 3820. In particular embodiments, personal information may be stored in an application data cache 3820 and/or a profile data store 3820 and/or another data store 3820. In particular embodiments, one or more software applications may be executed on personal computing device 3700. In particular embodiments, they may be web-based applications hosted on servers. For example, a web-based application may be associated with a URI (Uniform Resource Identifier) or URL (Uniform Resource Locator). From personal computing device 3700, a user may access the web-based application through its associated URI or URL (e.g., by using a web browser). Alternatively, in other embodiments, they may be native applications installed and residing on personal computing device 3700. Thus, software 3810 may also include any number of application user interfaces 3830 and application functions 3840. For example, one application (e.g., Google Maps®) may enable a device user to view a map, search for addresses and businesses, and get directions; a second application may enable the device user to read, send, and receive emails; a third application (e.g., a web browser) may enable the device user to browse and search the Internet; a fourth application may enable the device user to take photos or record videos using personal computing device 3700; a fifth application may allow the device user to receive and initiate VoIP and/or cellular network calls, and so on. Each application has one or more specific functionalities, and the software (e.g., one or more software modules) implementing these functionalities may be included in application functions 3840. Each application may also have a user interface that enables the device user to interact with the application, and the software implementing the application user interface may be included in application user interfaces 3830. In particular embodiments, the functionalities of an application may be implemented using JavaScript®, Java®, C, or other suitable

programming languages. In particular embodiments, the user interface of an application may be implemented using Hyper-Text Markup Language (HTML), JavaScript®, Java®, or other suitable programming languages.

[0337] In particular embodiments, the user interface of an application may include any number of screens or displays. In particular embodiments, each screen or display of the user interface may be implemented as a web page. Thus, the device user may interact with the application through a series of screens or displays (i.e., a series of web pages). In particular embodiments, operating system 3850 is Google's Android™ mobile technology platform. With Android®, there is a Java® package called “android.webkit”, which provides various tools for browsing the web. Among the “android.webkit” package, there is a Java class called “android.webkit.WebView”, which implements a View for displaying web pages. This class uses the WebKit rendering engine to display web pages and includes methods to navigate forward and backward through a history, zoom in, zoom out, perform text searches, and so on. In particular embodiments, an application user interface 3830 may utilize Android's WebView API to display each web page of the user interface in a View implemented by the “android.webkit.WebView” class. Thus, in particular embodiments, software 3810 may include any number of web views 3860, each for displaying one or more web pages that implement the user interface of an application.

[0338] During the execution of an application, the device user may interact with the application through its user interface. For example, the user may provide inputs to the application in various displays (e.g., web pages). Outputs of the application may be presented to the user in various displays (e.g., web pages) as well. In particular embodiments, when the user provides an input to the application through a specific display (e.g., a specific web page), an event (e.g., an input event) may be generated by, for example, a web view 3860 or application user interfaces 3830. Each input event may be forwarded to application functions 3840, or application functions 3840 may listen for input events thus generated. When application functions 3840 receive an input event, the appropriate software module in application functions 3840 may be invoked to process the event. In addition, specific functionalities provided by operating system 3850 and/or hardware (e.g., as described in FIGS. 3A-B) may also be invoked. For example, if the event is generated as a result of the user pushing a button to take a photo with personal computing device 3700, a corresponding image processing module may be invoked to convert the raw image data into an image file (e.g., JPG or GIF) and store the image file in the storage 3820 of personal computing device 3700. As another example, if the event is generated as a result of the user selecting an icon to compose an instant message, the corresponding short message service (SMS) module may be invoked to enable the user to compose and send the message.

[0339] In particular embodiments, when an output of the application is ready to be presented to the user, an event (e.g., an output event) may be generated by, for example, a software module in application functions 3840 or operating system 3850. Each output event may be forwarded to application user interfaces 3830, or application user interfaces 3830 may listen for output events thus generated. When application user interfaces 3830 receive an output event, it may construct a web view 3860 to display a web page representing or containing the output. For example, in response to the user selecting an icon to compose an instant message, an output may be

constructed that includes a text field that allows the user to input the message. This output may be presented to the user as a web page and displayed to the user in a web view 3860 so that the user may type into the text field the message to be sent.

[0340] The user interface of an application may be implemented using a suitable programming language (e.g., HTML, JavaScript®, or Java®). More specifically, in particular embodiments, each web page that implements a screen or display of the user interface may be implemented using a suitable programming language. In particular embodiments, when a web view 3860 is constructed to display a web page (e.g., by application user interfaces 3830 in response to an output event), the code implementing the web page is loaded into web view 3860.

[0341] FIG. 39 illustrates an example computer system 3900. In particular embodiments, one or more computer systems 3900 perform one or more steps of one or more methods described or illustrated herein. In particular embodiments, one or more computer systems 3900 provide functionality described or illustrated herein. In particular embodiments, software running on one or more computer systems 3900 performs one or more steps of one or more methods described or illustrated herein or provides functionality described or illustrated herein. Particular embodiments include one or more portions of one or more computer systems 3900. Herein, reference to a computer system may encompass a computing device, where appropriate. Moreover, reference to a computer system may encompass one or more computer systems, where appropriate.

[0342] This disclosure contemplates any suitable number of computer systems 3900. This disclosure contemplates computer system 3900 taking any suitable physical form. As example and not by way of limitation, computer system 3900 may be an embedded computer system, a system-on-chip (SOC), a single-board computer system (SBC) (such as, for example, a computer-on-module (COM) or system-on-module (SOM)), a desktop computer system, a laptop or notebook computer system, an interactive kiosk, a mainframe, a mesh of computer systems, a mobile telephone, a personal digital assistant (PDA), a server, a tablet computer system, or a combination of two or more of these. Where appropriate, computer system 3900 may include one or more computer systems 3900; be unitary or distributed; span multiple locations; span multiple machines; span multiple data centers; or reside in a cloud, which may include one or more cloud components in one or more networks. Where appropriate, one or more computer systems 3900 may perform without substantial spatial or temporal limitation one or more steps of one or more methods described or illustrated herein. As an example and not by way of limitation, one or more computer systems 3900 may perform in real time or in batch mode one or more steps of one or more methods described or illustrated herein. One or more computer systems 3900 may perform at different times or at different locations one or more steps of one or more methods described or illustrated herein, where appropriate.

[0343] In particular embodiments, computer system 3900 includes a processor 3902, memory 3904, storage 3906, an input/output (I/O) interface 3908, a communication interface 3910, and a bus 3912. Although this disclosure describes and illustrates a particular computer system having a particular number of particular components in a particular arrangement,

this disclosure contemplates any suitable computer system having any suitable number of any suitable components in any suitable arrangement.

[0344] In particular embodiments, processor 3902 includes hardware for executing instructions, such as those making up a computer program. As an example and not by way of limitation, to execute instructions, processor 3902 may retrieve (or fetch) the instructions from an internal register, an internal cache, memory 3904, or storage 3906; decode and execute them; and then write one or more results to an internal register, an internal cache, memory 3904, or storage 3906. In particular embodiments, processor 3902 may include one or more internal caches for data, instructions, or addresses. This disclosure contemplates processor 3902 including any suitable number of any suitable internal caches, where appropriate. As an example and not by way of limitation, processor 3902 may include one or more instruction caches, one or more data caches, and one or more translation lookaside buffers (TLBs). Instructions in the instruction caches may be copies of instructions in memory 3904 or storage 3906, and the instruction caches may speed up retrieval of those instructions by processor 3902. Data in the data caches may be copies of data in memory 3904 or storage 3906 for instructions executing at processor 3902 to operate on; the results of previous instructions executed at processor 3902 for access by subsequent instructions executing at processor 3902 or for writing to memory 3904 or storage 3906; or other suitable data. The data caches may speed up read or write operations by processor 3902. The TLBs may speed up virtual-address translation for processor 3902. In particular embodiments, processor 3902 may include one or more internal registers for data, instructions, or addresses. This disclosure contemplates processor 3902 including any suitable number of any suitable internal registers, where appropriate. Where appropriate, processor 3902 may include one or more arithmetic logic units (ALUs); be a multi-core processor; or include one or more processors 3902. Although this disclosure describes and illustrates a particular processor, this disclosure contemplates any suitable processor.

[0345] In particular embodiments, memory 3904 includes main memory for storing instructions for processor 3902 to execute or data for processor 3902 to operate on. As an example and not by way of limitation, computer system 3900 may load instructions from storage 3906 or another source (such as, for example, another computer system 3900) to memory 3904. Processor 3902 may then load the instructions from memory 3904 to an internal register or internal cache. To execute the instructions, processor 3902 may retrieve the instructions from the internal register or internal cache and decode them. During or after execution of the instructions, processor 3902 may write one or more results (which may be intermediate or final results) to the internal register or internal cache. Processor 3902 may then write one or more of those results to memory 3904. In particular embodiments, processor 3902 executes only instructions in one or more internal registers or internal caches or in memory 3904 (as opposed to storage 3906 or elsewhere) and operates only on data in one or more internal registers or internal caches or in memory 3904 (as opposed to storage 3906 or elsewhere). One or more memory buses (which may each include an address bus and a data bus) may couple processor 3902 to memory 3904. Bus 3912 may include one or more memory buses, as described below. In particular embodiments, one or more memory management units (MMUs) reside between processor 3902 and

memory 3904 and facilitate accesses to memory 3904 requested by processor 3902. In particular embodiments, memory 3904 includes random access memory (RAM). This RAM may be volatile memory, where appropriate. Where appropriate, this RAM may be dynamic RAM (DRAM) or static RAM (SRAM). Moreover, where appropriate, this RAM may be single-ported or multi-ported RAM. This disclosure contemplates any suitable RAM. Memory 3904 may include one or more memories 3904, where appropriate. Although this disclosure describes and illustrates particular memory, this disclosure contemplates any suitable memory.

[0346] In particular embodiments, storage 3906 includes mass storage for data or instructions. As an example and not by way of limitation, storage 3906 may include a hard disk drive (HDD), a floppy disk drive, flash memory, an optical disc, a magneto-optical disc, magnetic tape, or a Universal Serial Bus (USB) drive or a combination of two or more of these. Storage 3906 may include removable or non-removable (or fixed) media, where appropriate. Storage 3906 may be internal or external to computer system 3900, where appropriate. In particular embodiments, storage 3906 is non-volatile, solid-state memory. In particular embodiments, storage 3906 includes read-only memory (ROM). Where appropriate, this ROM may be mask-programmed ROM, programmable ROM (PROM), erasable PROM (EPROM), electrically erasable PROM (EEPROM), electrically alterable ROM (EAROM), or flash memory or a combination of two or more of these. This disclosure contemplates mass storage 3906 taking any suitable physical form. Storage 3906 may include one or more storage control units facilitating communication between processor 3902 and storage 3906, where appropriate. Where appropriate, storage 3906 may include one or more storages 3906. Although this disclosure describes and illustrates particular storage, this disclosure contemplates any suitable storage.

[0347] In particular embodiments, I/O interface 3908 includes hardware, software, or both providing one or more interfaces for communication between computer system 3900 and one or more I/O devices. Computer system 3900 may include one or more of these I/O devices, where appropriate. One or more of these I/O devices may enable communication between a person and computer system 3900. As an example and not by way of limitation, an I/O device may include a keyboard, keypad, microphone, monitor, mouse, printer, scanner, speaker, still camera, stylus, tablet, touch screen, trackball, video camera, another suitable I/O device or a combination of two or more of these. An I/O device may include one or more sensors. This disclosure contemplates any suitable I/O devices and any suitable I/O interfaces 3908 for them. Where appropriate, I/O interface 3908 may include one or more device or software drivers enabling processor 3902 to drive one or more of these I/O devices. I/O interface 3908 may include one or more I/O interfaces 3908, where appropriate. Although this disclosure describes and illustrates a particular I/O interface, this disclosure contemplates any suitable I/O interface.

[0348] In particular embodiments, communication interface 3910 includes hardware, software, or both providing one or more interfaces for communication (such as, for example, packet-based communication) between computer system 3900 and one or more other computer systems 3900 or one or more networks. As an example and not by way of limitation, communication interface 3910 may include a network interface controller (NIC) or network adapter for communicating

with an Ethernet or other wire-based network or a wireless NIC (WNIC) or wireless adapter for communicating with a wireless network, such as a WI-FI network. This disclosure contemplates any suitable network and any suitable communication interface **3910** for it. As an example and not by way of limitation, computer system **3900** may communicate with an ad hoc network, a personal area network (PAN), a local area network (LAN), a wide area network (WAN), a metropolitan area network (MAN), or one or more portions of the Internet or a combination of two or more of these. One or more portions of one or more of these networks may be wired or wireless. As an example, computer system **3900** may communicate with a wireless PAN (WPAN) (such as, for example, a BLUETOOTH WPAN), a WI-FI network, a WI-MAX network, a cellular telephone network (such as, for example, a Global System for Mobile Communications (GSM) network), or other suitable wireless network or a combination of two or more of these. Computer system **3900** may include any suitable communication interface **3910** for any of these networks, where appropriate. Communication interface **3910** may include one or more communication interfaces **3910**, where appropriate. Although this disclosure describes and illustrates a particular communication interface, this disclosure contemplates any suitable communication interface.

**[0349]** In particular embodiments, bus **3912** includes hardware, software, or both coupling components of computer system **3900** to each other. As an example and not by way of limitation, bus **3912** may include an Accelerated Graphics Port (AGP) or other graphics bus, an Enhanced Industry Standard Architecture (EISA) bus, a front-side bus (FSB), a HYPERTRANSPORT (HT) interconnect, an Industry Standard Architecture (ISA) bus, an INFINIBAND interconnect, a low-pin-count (LPC) bus, a memory bus, a Micro Channel Architecture (MCA) bus, a Peripheral Component Interconnect (PCI) bus, a PCI-Express (PCIe) bus, a serial advanced technology attachment (SATA) bus, a Video Electronics Standards Association local (VLB) bus, or another suitable bus or a combination of two or more of these. Bus **3912** may include one or more buses **3912**, where appropriate. Although this disclosure describes and illustrates a particular bus, this disclosure contemplates any suitable bus or interconnect.

**[0350]** Herein, a computer-readable non-transitory storage medium or media may include one or more semiconductor-based or other integrated circuits (ICs) (such as, for example, field-programmable gate arrays (FPGAs) or application-specific ICs (ASICs)), hard disk drives (HDDs), hybrid hard drives (HHDs), optical discs, optical disc drives (ODDs), magneto-optical discs, magneto-optical drives, floppy diskettes, floppy disk drives (FDDs), magnetic tapes, solid-state drives (SSDs), RAM-drives, SECURE DIGITAL cards or drives, any other suitable computer-readable non-transitory storage media, or any suitable combination of two or more of these, where appropriate. A computer-readable non-transitory storage medium may be volatile, non-volatile, or a combination of volatile and non-volatile, where appropriate.

**[0351]** Herein, “or” is inclusive and not exclusive, unless expressly indicated otherwise or indicated otherwise by context. Therefore, herein, “A or B” means “A, B, or both,” unless expressly indicated otherwise or indicated otherwise by context. Moreover, “and” is both joint and several, unless expressly indicated otherwise or indicated otherwise by context. Therefore, herein, “A and B” means “A and B, jointly or severally,” unless expressly indicated otherwise or indicated otherwise by context.

**[0352]** The scope of this disclosure encompasses all changes, substitutions, variations, alterations, and modifications to the example embodiments described or illustrated herein that a person having ordinary skill in the art would comprehend. The scope of this disclosure is not limited to the example embodiments described or illustrated herein. Moreover, although this disclosure describes and illustrates respective embodiments herein as including particular components, elements, functions, operations, or steps, any of these embodiments may include any combination or permutation of any of the components, elements, functions, operations, or steps described or illustrated anywhere herein that a person having ordinary skill in the art would comprehend. Furthermore, reference in the appended claims to an apparatus or system or a component of an apparatus or system being adapted to, arranged to, capable of, configured to, enabled to, operable to, or operative to perform a particular function encompasses that apparatus, system, component, whether or not it or that particular function is activated, turned on, or unlocked, as long as that apparatus, system, or component is so adapted, arranged, capable, configured, enabled, operable, or operative.

What is claimed is:

1. A method comprising:

by one or more computer systems of a social-networking system, identifying media content being viewed on a first display device by a user of the social-networking system;

by the one or more computer systems of the social-networking system, receiving an indication that the user has selected a time-sensitive button;

by the one or more computer systems of the social-networking system, generating social content according to the identified media content and the indication that the user has selected the time-sensitive button; and

by the one or more computer systems of the social-networking system, updating a graph of the social-networking system to include the social content, the graph comprising a plurality of nodes and edges connecting the nodes, the nodes comprising user nodes that are each associated with a particular user of the social-networking system.

2. The method of claim 1, wherein the time-sensitive button is displayed on a second display device.

3. The method of claim 2, wherein:

the second display device comprises a mobile device; and the time-sensitive button is displayed in a mobile application running on the mobile device.

4. The method of claim 3, wherein:

the mobile application comprises an entry area operable to allow the user to explicitly share the media content being viewed; and

the mobile application is operable to autocomplete entries in the entry area.

5. The method of claim 1, wherein the time-sensitive button comprises one of:

a like button operable to indicate that the user likes the media content currently being viewed on the first display device; and

a share button operable to indicate that the user wishes to share the media content currently being viewed on the first display device with one or more other users of the social-networking system.

6. The method of claim 1, further comprising sending instructions to automatically display the time-sensitive button in response to particular media content being viewed on the first display device.

7. The method of claim 1, wherein the indication that the user has selected a time-sensitive button is received from a dongle of the social-networking system.

8. The method of claim 1, wherein the social content comprises one or more of:

- a story;
- a post;
- a message;
- a video clip of the media content being viewed;
- an image of the media content being viewed;
- text of a conversation in the media content being viewed;
- and
- an edge in the graph between a node associated with the media content being viewed and a node associated with the user.

9. One or more computer-readable non-transitory storage media in one or more computing systems, the media embodying logic that is operable when executed to:

- identify media content being viewed on a first display device by a user of a social-networking system;
- receive an indication that the user has selected a time-sensitive button;
- generate social content according to the identified media content and the indication that the user has selected the time-sensitive button; and
- update a graph of the social-networking system to include the social content, the graph comprising a plurality of nodes and edges connecting the nodes, the nodes comprising user nodes that are each associated with a particular user of the social-networking system.

10. The media of claim 9, wherein the time-sensitive button is displayed on a second display device.

11. The media of claim 10, wherein: the second display device comprises a mobile device; and the time-sensitive button is displayed in a mobile application running on the mobile device.

12. The media of claim 9, wherein the time-sensitive button comprises one of:

- a like button operable to indicate that the user likes the media content currently being viewed on the first display device; and
- a share button operable to indicate that the user wishes to share the media content currently being viewed on the first display device with one or more other users of the social-networking system.

13. The media of claim 9, the logic further operable to send instructions to automatically display the time-sensitive button in response to particular media content being viewed on the first display device.

14. The media of claim 9, wherein the social content comprises one or more of:

- a story;
- a post;

- a message;
- a video clip of the media content being viewed;
- an image of the media content being viewed;
- text of a conversation in the media content being viewed;
- and
- an edge in the graph between a node associated with the media content being viewed and a node associated with the user.

15. A system, comprising: one or more memory devices; and a processor communicatively coupled to the one or more memory devices, the processor operable to: identify media content being viewed on a first display device by a user of a social-networking system; receive an indication that the user has selected a time-sensitive button; generate social content according to the identified media content and the indication that the user has selected the time-sensitive button; and update a graph of the social-networking system to include the social content, the graph comprising a plurality of nodes and edges connecting the nodes, the nodes comprising user nodes that are each associated with a particular user of the social-networking system.

16. The system of claim 15, wherein the time-sensitive button is displayed on a second display device.

17. The system of claim 16, wherein: the second display device comprises a mobile device; and the time-sensitive button is displayed in a mobile application running on the mobile device.

18. The system of claim 15, wherein the time-sensitive button comprises one of:

- a like button operable to indicate that the user likes the media content currently being viewed on the first display device; and
- a share button operable to indicate that the user wishes to share the media content currently being viewed on the first display device with one or more other users of the social-networking system.

19. The system of claim 15, the processor further operable to send instructions to automatically display the time-sensitive button in response to particular media content being viewed on the first display device.

20. The system of claim 15, wherein the social content comprises one or more of:

- a story;
- a post;
- a message;
- a video clip of the media content being viewed;
- an image of the media content being viewed;
- text of a conversation in the media content being viewed;
- and
- an edge in the graph between a node associated with the media content being viewed and a node associated with the user.

\* \* \* \* \*