



US00D602446S

(12) **United States Design Patent**  
**Felegy, Jr. et al.**

(10) **Patent No.:** **US D602,446 S**

(45) **Date of Patent:** **\*\* Oct. 20, 2009**

(54) **LOAD CONTROL DEVICE**

(75) Inventors: **Edward M. Felegy, Jr.**, Macungie, PA (US); **Gregory M. Snyder**, Germansville, PA (US); **Gregory Altonen**, Easton, PA (US); **Elliot G. Jacoby**, Glenside, PA (US); **Noel Mayo**, Philadelphia, PA (US)

(73) Assignee: **Lutron Electronics Co., Inc.**, Coopersburg, PA (US)

(\*\*) Term: **14 Years**

(21) Appl. No.: **29/328,031**

(22) Filed: **Nov. 18, 2008**

(51) **LOC (9) Cl.** ..... **13-03**

(52) **U.S. Cl.** ..... **D13/171**

(58) **Field of Classification Search** ..... D13/162, D13/171; 174/66; 200/5 R, 5 A, 1 B, 293, 200/296, 329, 406, 513, 520, 530, 302.1, 200/302.2, 314, 315, 341, 344; 315/291-296; 338/198-200

See application file for complete search history.

(56) **References Cited**

**U.S. PATENT DOCUMENTS**

D353,798 S	12/1994	Bryde et al.
D422,567 S	4/2000	Mayo et al.
D437,585 S	2/2001	Mayo et al.
D439,220 S	3/2001	Mayo et al.
D450,043 S	11/2001	Mosebrook
D537,046 S	2/2007	Blair et al.
D539,234 S	3/2007	Blair et al.
D539,758 S	4/2007	Blair et al.
D543,158 S	5/2007	Blair et al.
D543,951 S	6/2007	Blair et al.
D546,296 S	7/2007	Blair et al.

D573,955 S	2/2009	Bhate et al.	
D585,844 S	2/2009	Bhate et al.	
D592,607 S *	5/2009	Felegy et al.	..... D13/168
D592,609 S *	5/2009	Felegy et al.	..... D13/168
2008/0111491 A1	5/2008	Spira	
2008/0218099 A1	9/2008	Newman	

**OTHER PUBLICATIONS**

Lutron Electronics Co., Inc., RadioRA Visor Control Transmitter Specification Submittal Sheet, Jan. 2002, 2 pages.

(Continued)

*Primary Examiner*—Selina Sikder

(74) *Attorney, Agent, or Firm*—Mark E. Rose; Philip N. Smith

(57) **CLAIM**

We claim the ornamental design for a load control device, as shown and described.

**DESCRIPTION**

FIG. 1 is a perspective view of a load control device according to a first embodiment of our new design.

FIG. 2 is a front view thereof.

FIG. 3 is a left side view thereof.

FIG. 4 is a right side view thereof.

FIG. 5 is a top view thereof.


FIG. 6 is a bottom view thereof.

FIG. 7 is a perspective view of a load control device according to a second embodiment of our new design; and,

FIG. 8 is a front view thereof, the left side, right side, top, and bottom views, respectively, of the second embodiment being identical to the left side, right side, top, and bottom views of the first embodiment.

The rear views form no part of the design and are omitted.

**1 Claim, 6 Drawing Sheets**



OTHER PUBLICATIONS

Lutron Electronics Co., Inc., RadioRA Visor Control Transmitter Installation Instruction Sheet, Nov. 2001, 2 pages.  
Lutron Electronics Co., Inc., Aurora Wireless Lighting Control Brochure, Nov. 2006, 2 pages.  
Lutron Electronics Co., Inc., Maestro Wireless Remote Lighting Control Brochure, Sep. 2007, 2 pages.  
U.S. Appl. No. 61/042,421, filed Apr. 4, 2008, Altonen et al.  
U.S. Appl. No. 29/306,219, filed Apr. 4, 2008, Felegy, Jr. et al.  
U.S. Appl. No. 29/306,223, filed Apr. 4, 2008, Felegy, Jr. et al.  
U.S. Appl. No. 29/306,225, filed Apr. 4, 2008, Felegy, Jr. et al.  
U.S. Appl. No. 29/306,226, filed Apr. 4, 2008, Altonen et al.  
U.S. Appl. No. 29/306,228, filed Apr. 4, 2008, Felegy, Jr. et al.

U.S. Appl. No. 29/306,233, filed Apr. 4, 2008, Felegy, Jr. et al.  
U.S. Appl. No. 29/328,023, filed Nov. 18, 2008, Felegy, Jr. et al.  
U.S. Appl. No. 29/330,451, filed Jan. 7, 2009, Felegy, Jr. et al.  
U.S. Appl. No. 29/330,445, filed Jan. 7, 2009, Felegy, Jr. et al.  
U.S. Appl. No. 29/330,449, filed Jan. 7, 2009, Felegy, Jr. et al.  
U.S. Appl. No. 29/330,774, filed Jan. 14, 2009, Felegy, Jr. et al.  
U.S. Appl. No. 29/330,776, filed Jan. 14, 2009, Felegy, Jr. et al.  
U.S. Appl. No. 29/330,779, filed Jan. 14, 2009, Felegy, Jr. et al.  
U.S. Appl. No. 29/332,627, filed Feb. 20, 2009, Snyder et al.  
U.S. Appl. No. 29/332,632, filed Feb. 20, 2009, Snyder et al.  
U.S. Appl. No. 29/332,636, filed Feb. 20, 2009, Snyder et al.  
U.S. Appl. No. 29/332,637, filed Feb. 20, 2009, Snyder et al.

\* cited by examiner

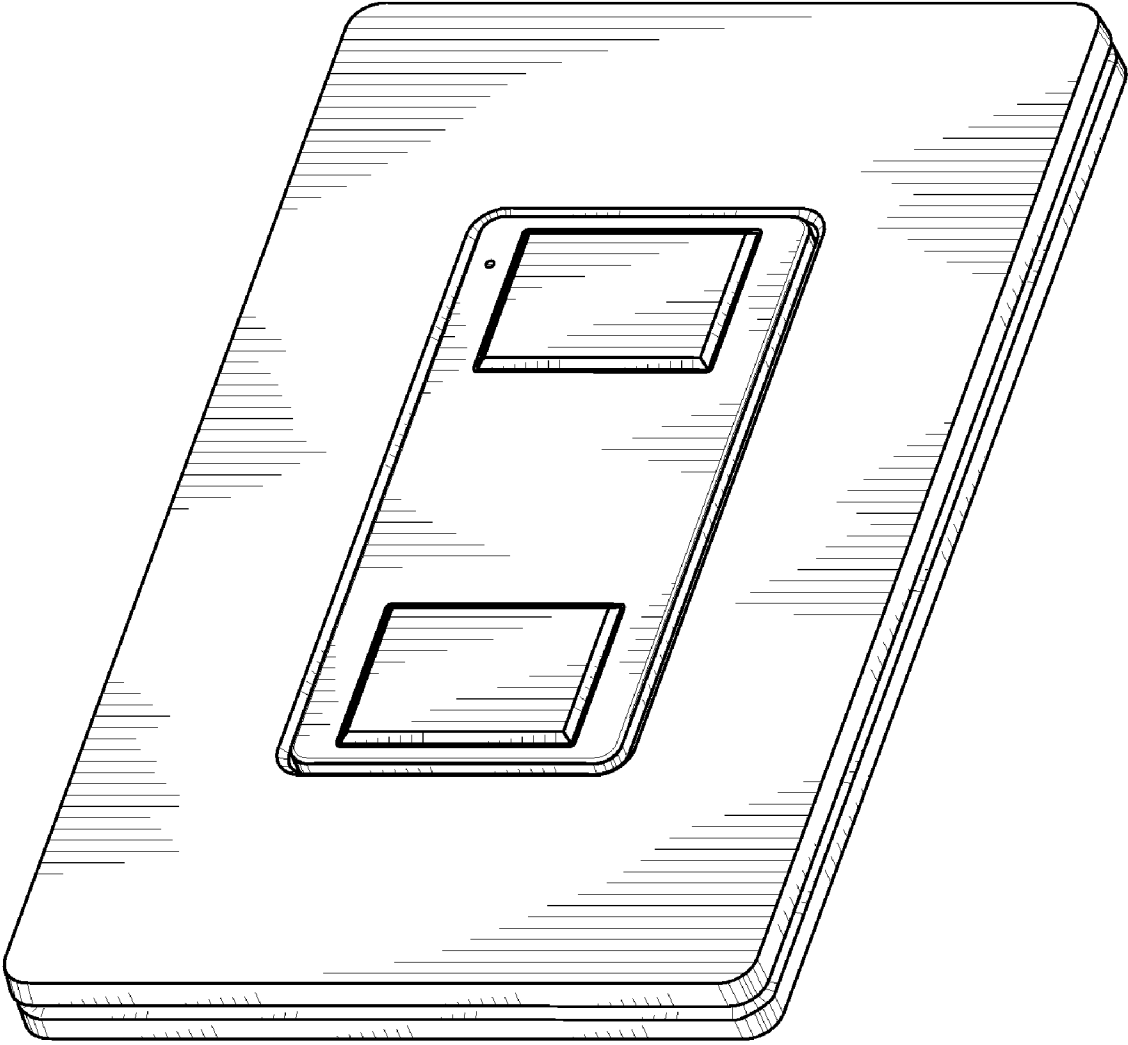


Fig. 1

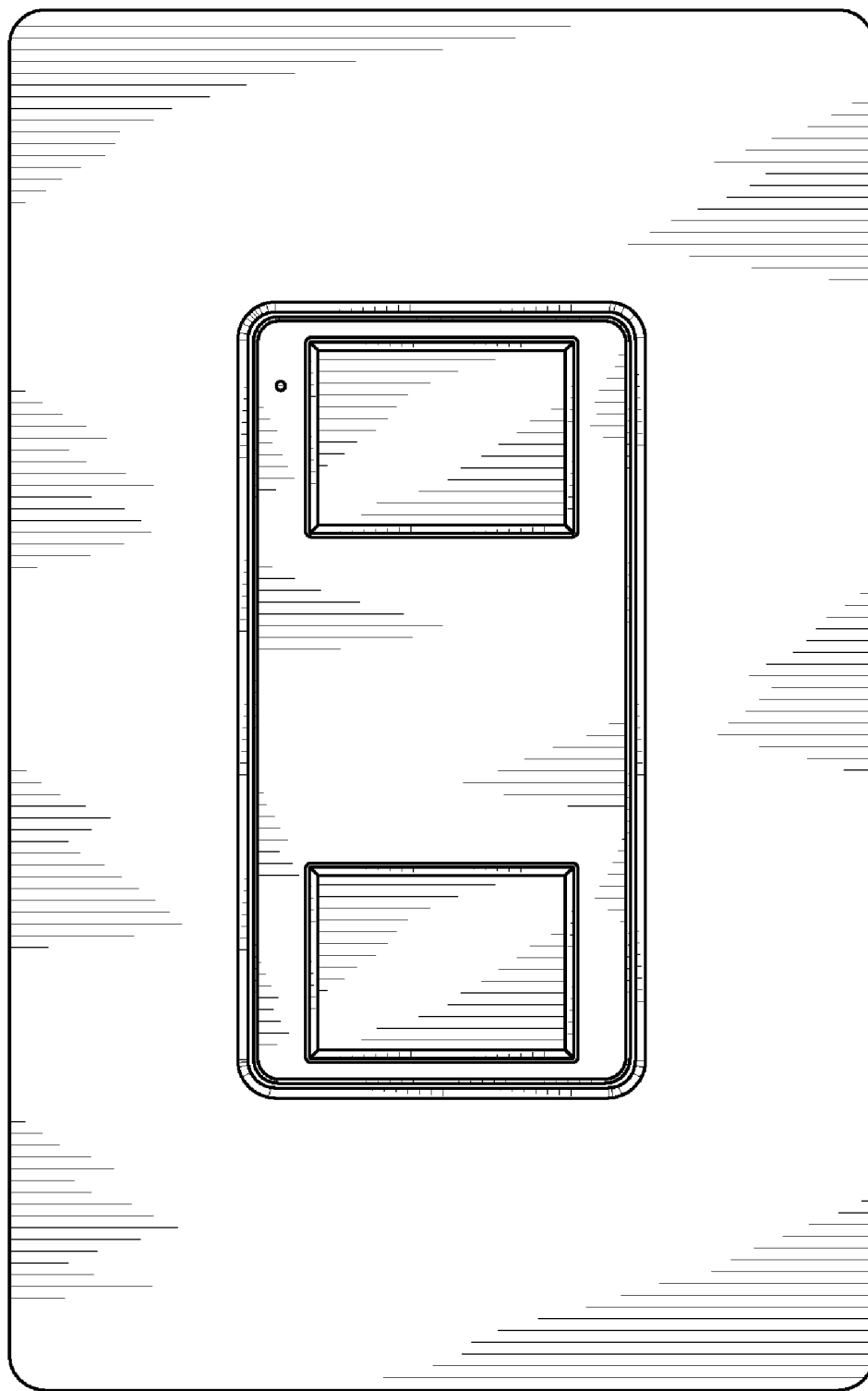


Fig. 2

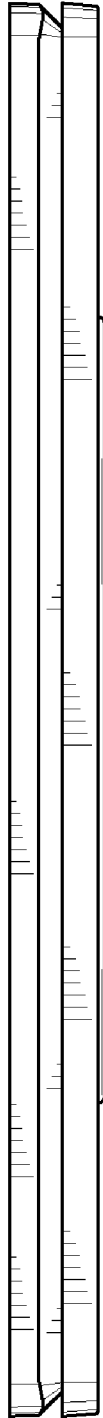


Fig. 3

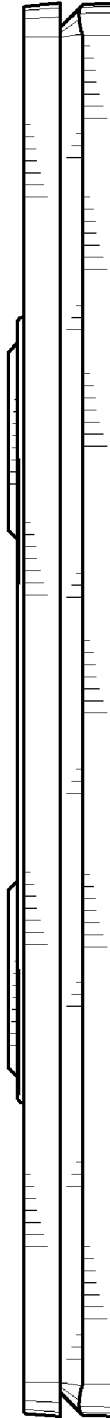


Fig. 4



Fig. 5

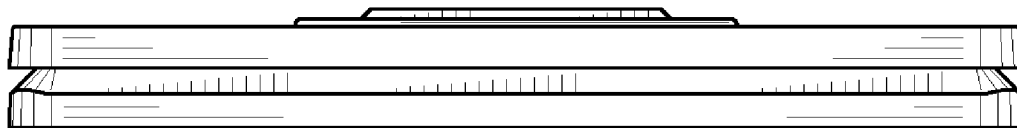


Fig. 6




Fig. 7

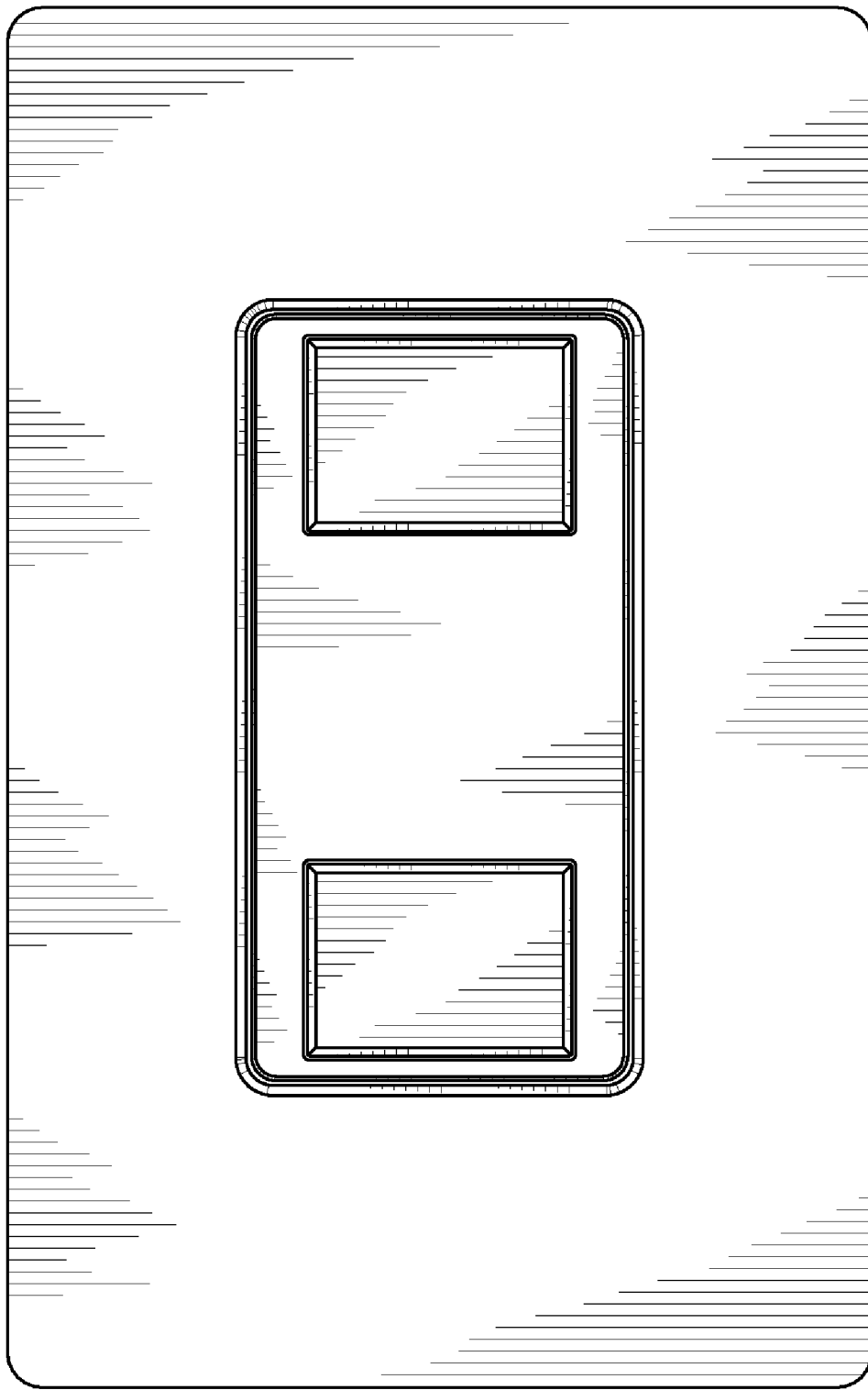


Fig. 8