



US00D646211S

(12) **United States Design Patent**  
**Hu**

(10) **Patent No.:** **US D646,211 S**

(45) **Date of Patent:** **\*\* Oct. 4, 2011**

(54) **VEHICLE DECOR**

(76) Inventor: **Ming-Liang Hu, Tainan Hsien (TW)**

(\*\*) Term: **14 Years**

(21) Appl. No.: **29/314,362**

(22) Filed: **Mar. 24, 2009**

(51) **LOC (9) Cl.** ..... **12-08**

(52) **U.S. Cl.** ..... **D12/190**

(58) **Field of Classification Search** ..... D12/190,  
D12/400, 90, 91, 92, 199, 197, 86, 171, 169,  
D12/163, 110, 114; D11/211, 81, 157, 133,  
D11/172; D20/11, 23, 24, 25, 30, 31, 32;  
293/102, 115; 40/413, 591, 592; 428/31  
See application file for complete search history.

D379,000 S *	4/1997	Choi	.....	D12/213
D444,000 S *	6/2001	Jackson	.....	D6/419
D451,841 S *	12/2001	Kapustinski	.....	D11/162
D463,512 S *	9/2002	Weiser et al.	.....	D21/608
D469,152 S *	1/2003	Mathews	.....	D22/125
D496,413 S *	9/2004	Weiser	.....	D21/608
D496,696 S *	9/2004	Weiser	.....	D21/606
D542,202 S *	5/2007	Huang	.....	D12/199

\* cited by examiner

*Primary Examiner* — Richard E Chilcot

*Assistant Examiner* — Katrina Kile

(74) *Attorney, Agent, or Firm* — Holland & Hart, LLP

(57) **CLAIM**

The ornamental design for vehicle decor, as shown and described.

(56) **References Cited**


**U.S. PATENT DOCUMENTS**

61,045 A *	1/1867	Carlson	.....	424/447
84,108 A *	11/1868	Schulle	.....	440/79
D171,631 S *	3/1954	Andre	.....	D20/21
3,435,550 A *	4/1969	Carlson	.....	43/3
4,050,231 A *	9/1977	Lopez et al.	.....	368/273
D296,195 S *	6/1988	Ditto	.....	D11/137
D340,205 S *	10/1993	Ilaria et al.	.....	D11/137
D356,637 S *	3/1995	El-Assir	.....	D23/367
D362,057 S *	9/1995	Clayton	.....	D23/367
D362,496 S *	9/1995	Clayton	.....	D23/367
D366,312 S *	1/1996	Clayton	.....	D23/367

**DESCRIPTION**

FIG. 1 is a perspective view of vehicle decor showing my new design;  
FIG. 2 is a front elevational view thereof;  
FIG. 3 is a rear elevational view thereof;  
FIG. 4 is a left side elevational view thereof;  
FIG. 5 is a right side elevational view thereof;  
FIG. 6 is a top plan view thereof; and,  
FIG. 7 is a bottom plan view thereof.

**1 Claim, 4 Drawing Sheets**






FIG. 1




FIG. 2

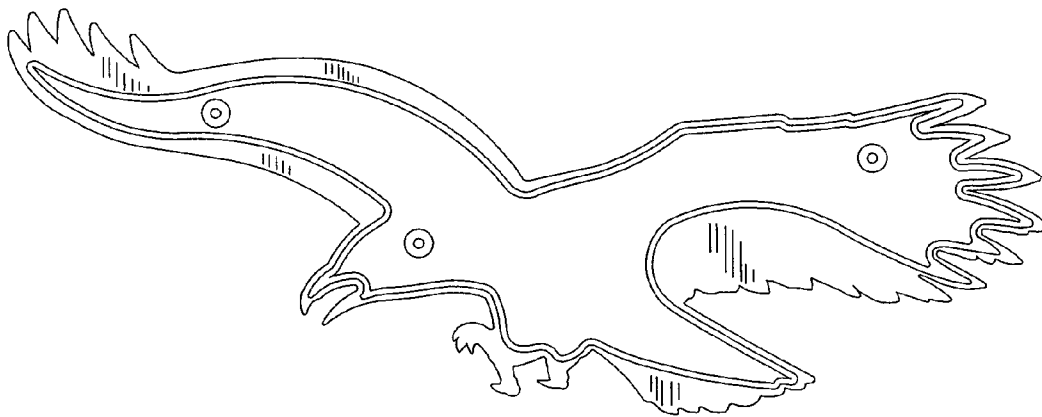


FIG. 3

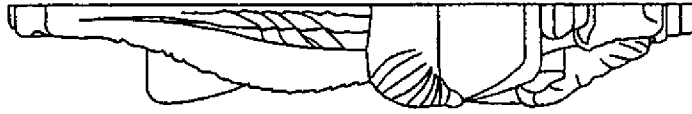


FIG. 5

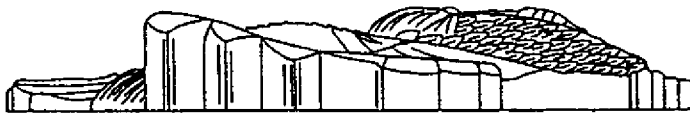


FIG. 4



FIG. 6



FIG. 7