



US00D870644S

(12) **United States Design Patent**
Buffery et al.

(10) **Patent No.:** **US D870,644 S**

(45) **Date of Patent:** **** Dec. 24, 2019**

- (54) **VEHICLE CENTRE CONSOLE**
- (71) Applicant: **Jaguar Land Rover Limited**, Whitley, Coventry (GB)
- (72) Inventors: **Martin Buffery**, Coventry (GB); **Lee Perry**, Coventry (GB)
- (73) Assignee: **Jaguar Land Rover Limited**, Whitley, Coventry (GB)
- (**) Term: **15 Years**

- D832,187 S * 10/2018 Buffery D12/419
- D836,060 S * 12/2018 Takagi D12/415
- D840,132 S * 2/2019 Williams D2/738

* cited by examiner

Primary Examiner — Abraham Bahta
(74) *Attorney, Agent, or Firm* — Wood Herron & Evans LLP

(57) **CLAIM**

The ornamental design for a vehicle centre console, as shown and described.

DESCRIPTION

FIG. 1 is a front left elevated perspective view of a vehicle centre console according to the present invention.
 FIG. 2 is a front left perspective view of the vehicle centre console shown in FIG. 1.
 FIG. 3 is a rear right elevated perspective view thereof.
 FIG. 4 is a rear right perspective view thereof.
 FIG. 5 is a front view thereof.
 FIG. 6 is a rear view thereof.
 FIG. 7 is a left side view thereof.
 FIG. 8 is a right side view thereof.
 FIG. 9 is a top view thereof.
 FIG. 10 is a bottom view thereof.
 FIG. 11 is a front left elevated perspective view of a vehicle centre console according to a second embodiment of the present invention.
 FIG. 12 is a front left perspective view of the vehicle centre console shown in FIG. 11.
 FIG. 13 is a rear right elevated perspective view thereof.
 FIG. 14 is a rear right perspective view thereof.
 FIG. 15 is a front view thereof.
 FIG. 16 is a rear view thereof.
 FIG. 17 is a left side view thereof.
 FIG. 18 is a right side view thereof; and,
 FIG. 19 is a top view thereof.

- (21) Appl. No.: **29/656,267**
- (22) Filed: **Jul. 11, 2018**
- (30) **Foreign Application Priority Data**
 Apr. 25, 2018 (EM) 005248622
- (51) **LOC (12) Cl.** **12-16**
- (52) **U.S. Cl.**
 USPC **D12/415**
- (58) **Field of Classification Search**
 USPC D12/415-420, 400, 195, 191, 106, 345,
 D12/96, 99; 296/190.01, 191, 70
 CPC B60R 7/04; B60R 7/06; B60R 7/08; B60K
 37/00; B60K 37/02; B60K 37/04; B60K
 37/06
 See application file for complete search history.

(56) **References Cited**
U.S. PATENT DOCUMENTS

- D459,288 S * 6/2002 Tsay D12/415
- D538,757 S * 3/2007 Salminen D13/169
- D826,838 S * 8/2018 Boyes D12/415

1 Claim, 19 Drawing Sheets







FIG. 1



FIG. 2

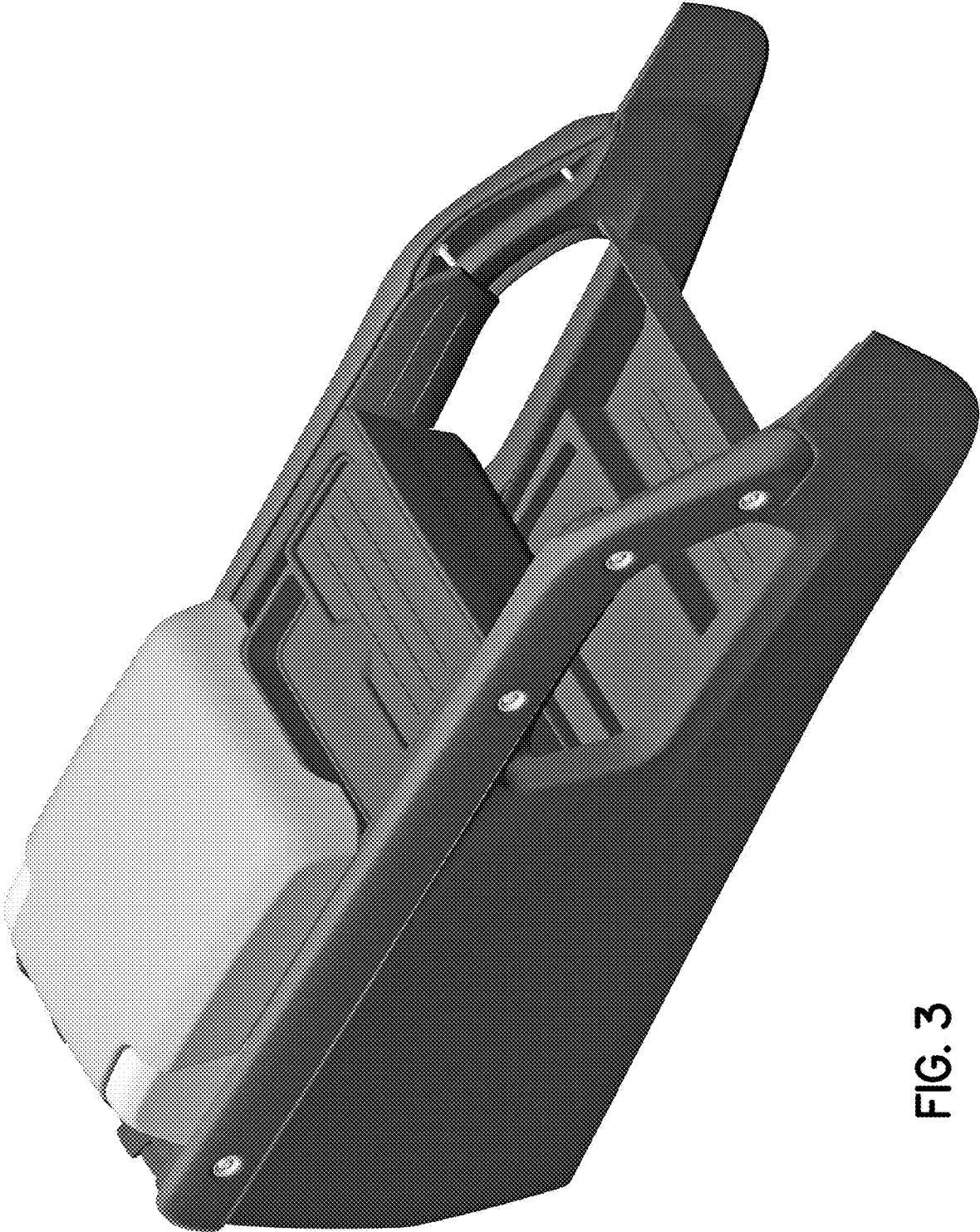


FIG. 3



FIG. 4



FIG. 5



FIG. 6



FIG. 7



FIG. 8

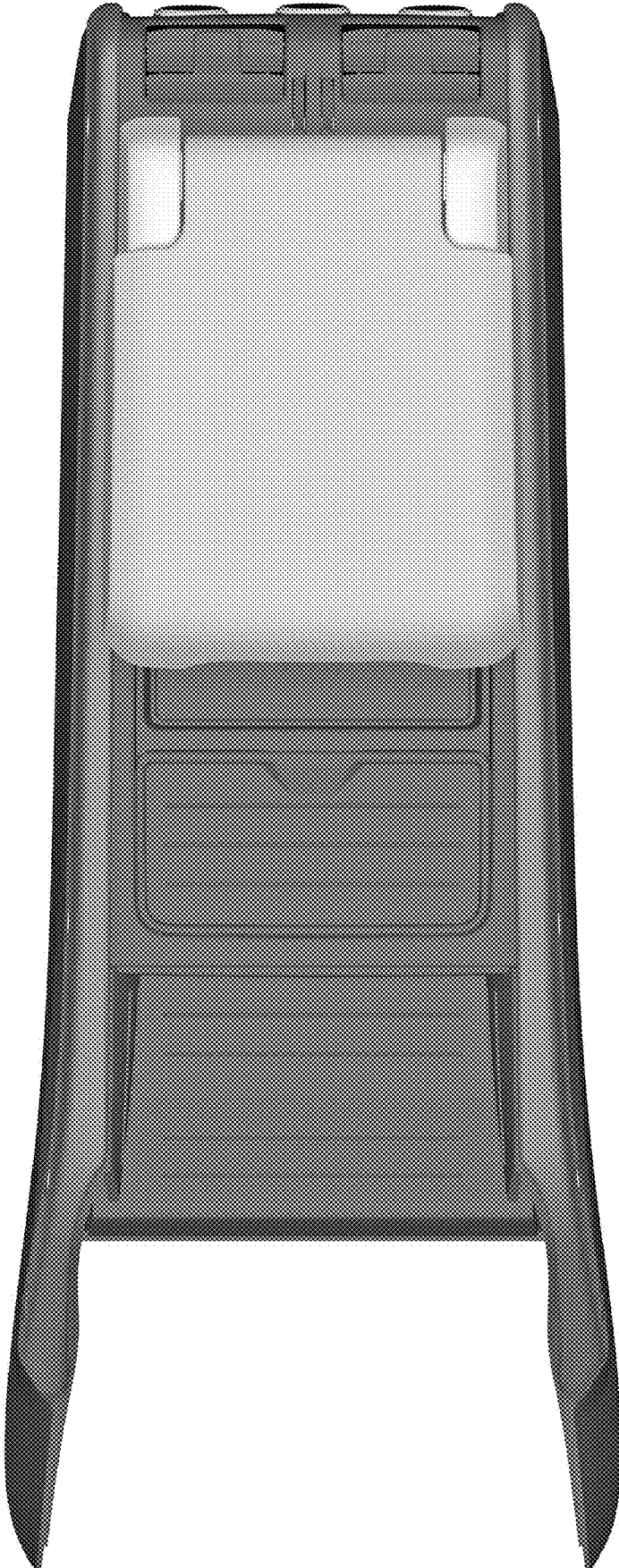


FIG. 9

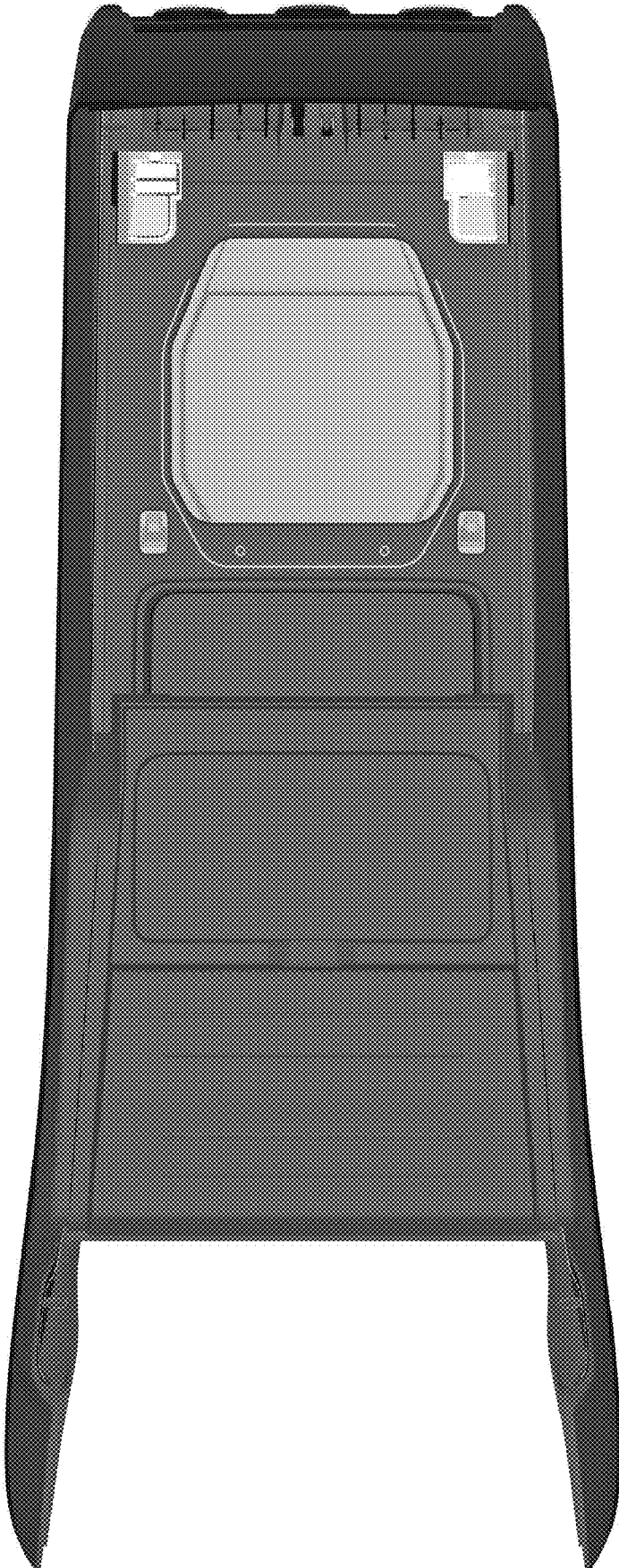


FIG. 10




FIG. 11



FIG. 12

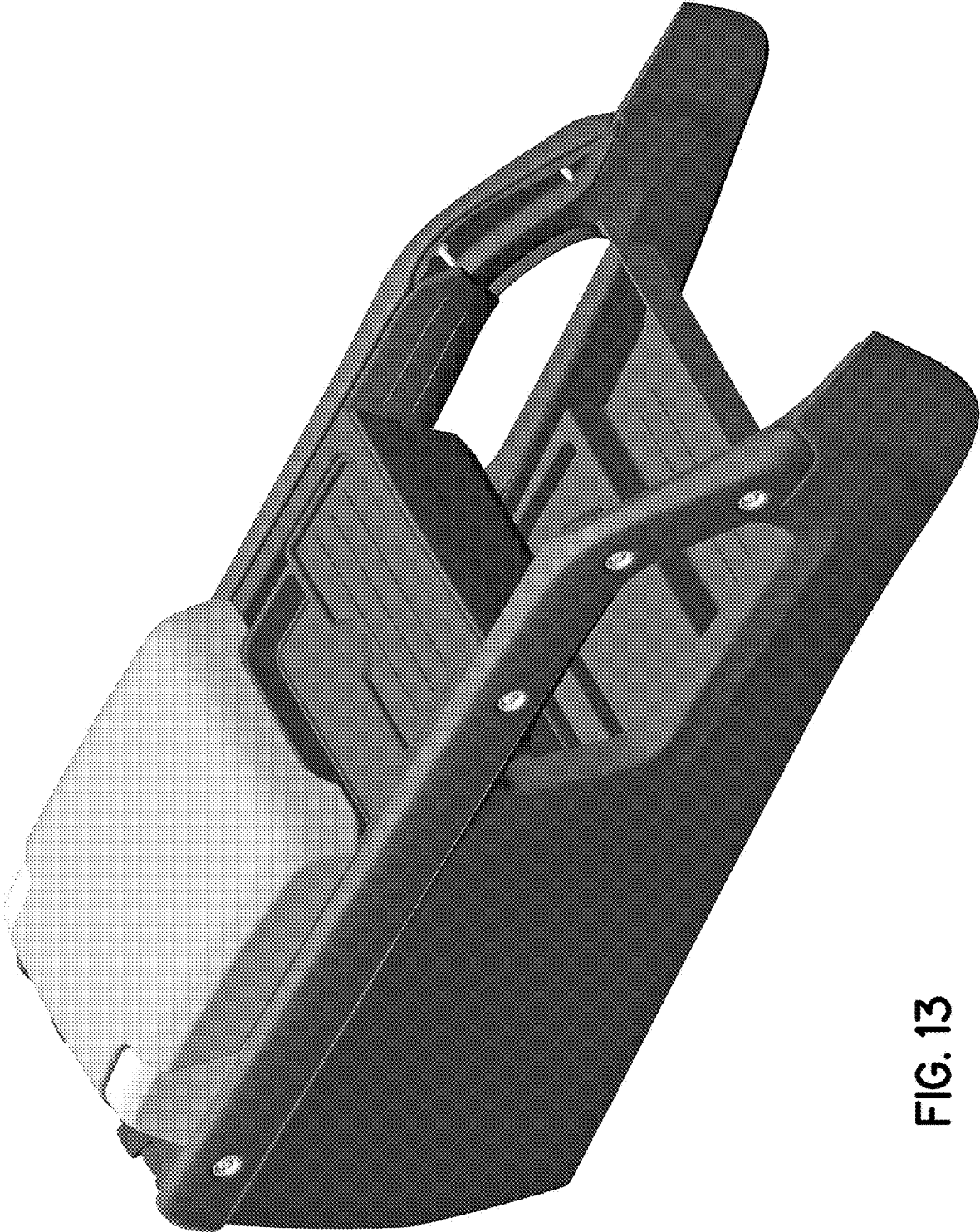


FIG. 13



FIG. 14



FIG. 15




FIG. 16



FIG. 17



FIG. 18

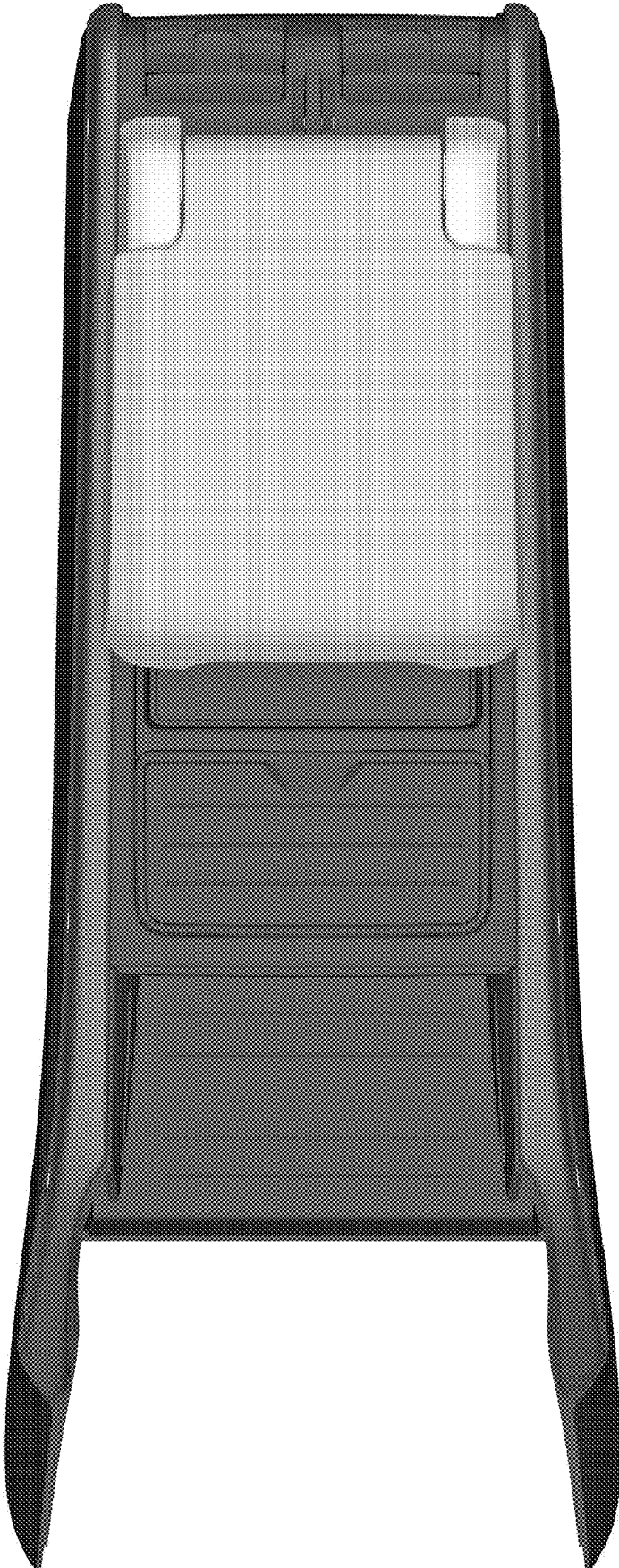


FIG. 19