



US00D425298S

# United States Patent [19] Lentz

[11] Patent Number: Des. 425,298

[45] Date of Patent: \*\* May 23, 2000

- [54] **HANDBAG AND STRAP DESIGN**
- [75] Inventor: **Soren Lentz**, London, United Kingdom
- [73] Assignee: **Chanel, Inc.**, New York, N.Y.
- [\*\*] Term: **14 Years**
- [21] Appl. No.: **29/099,903**
- [22] Filed: **Jan. 29, 1999**
- [51] **LOC (7) Cl.** ..... **03-01**
- [52] **U.S. Cl.** ..... **D3/238; D3/232; D3/234;**  
D3/239; D3/240
- [58] **Field of Search** ..... D3/232, 234, 238,  
D3/239, 240, 282, 292; D9/30 S

D. 339,684	9/1993	Cislo .....	D3/282
D. 347,731	6/1994	Hayakawa et al. ....	D3/282
D. 351,727	10/1994	Tarozzi .....	D3/276
D. 362,246	9/1995	Evenson et al. ....	D14/114
D. 362,546	9/1995	Mundorf et al. ....	D3/276
D. 368,371	4/1996	Calmeise .....	D3/282
D. 370,121	5/1996	Chabot .....	D3/238
D. 370,557	6/1996	Ferris et al. ....	D3/205
D. 372,404	8/1996	Booten .....	D3/282
D. 392,625	3/1998	Tang et al. ....	D14/106
D. 409,836	5/1999	Brown et al. ....	D3/282

*Primary Examiner*—Stella Reid  
*Assistant Examiner*—Monica A. Weingart  
*Attorney, Agent, or Firm*—Darby & Darby

### [57] CLAIM

I claim the novel design for a handbag and strap design, as shown and described.

### [56] References Cited

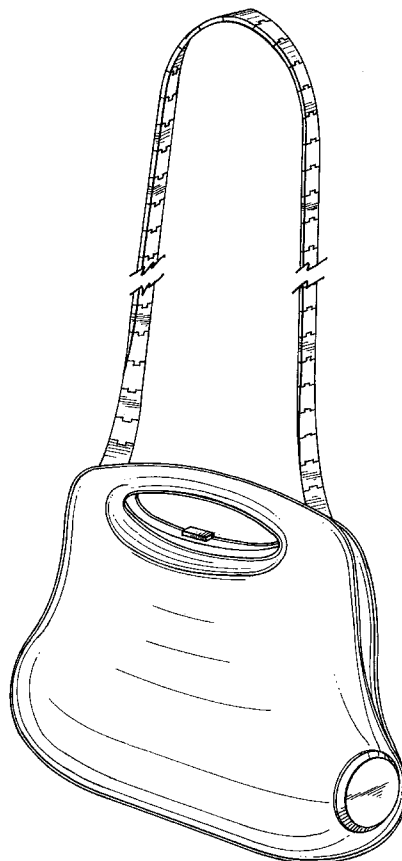
#### U.S. PATENT DOCUMENTS

D. 99,499	5/1936	Creed .	
D. 148,811	2/1948	Malmstead .	
D. 193,128	6/1962	Belokin, Jr. .	
D. 230,102	1/1974	Reneau .	
D. 231,586	5/1974	Lazo de la Vega .	
D. 235,036	4/1975	Kuramochi .	
D. 245,815	9/1977	Dunnavan .....	D87/5 F
D. 259,760	7/1981	Lucas et al. ....	D7/7
D. 305,809	1/1990	Weber et al. ....	D3/282
D. 333,912	3/1993	Cheng .....	D3/73
D. 335,027	4/1993	Flood .....	D3/45
D. 335,067	4/1993	Hamilton et al. ....	D3/282

### DESCRIPTION

FIG. 1 is a top, front and left side perspective view of my new design for a handbag;  
 FIG. 2 is a front elevational view thereof;  
 FIG. 3 is a left side elevational view thereof;  
 FIG. 4 is a rear elevational view thereof;  
 FIG. 5 is a top plan view thereof; and,  
 FIG. 6 is a bottom plan view thereof.  
 The strap is shown broken away in FIGS. 1–5 to indicate indeterminate length.

1 Claim, 5 Drawing Sheets



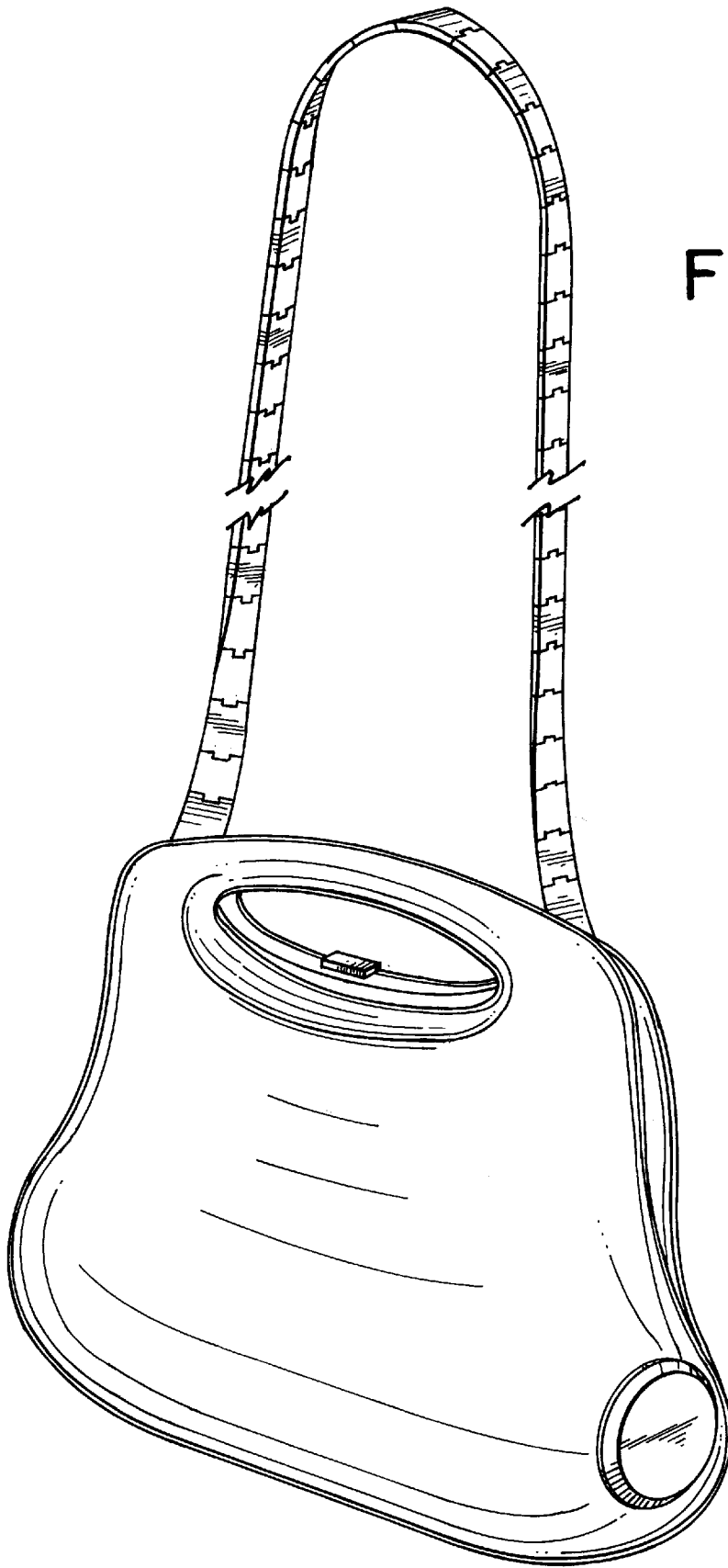
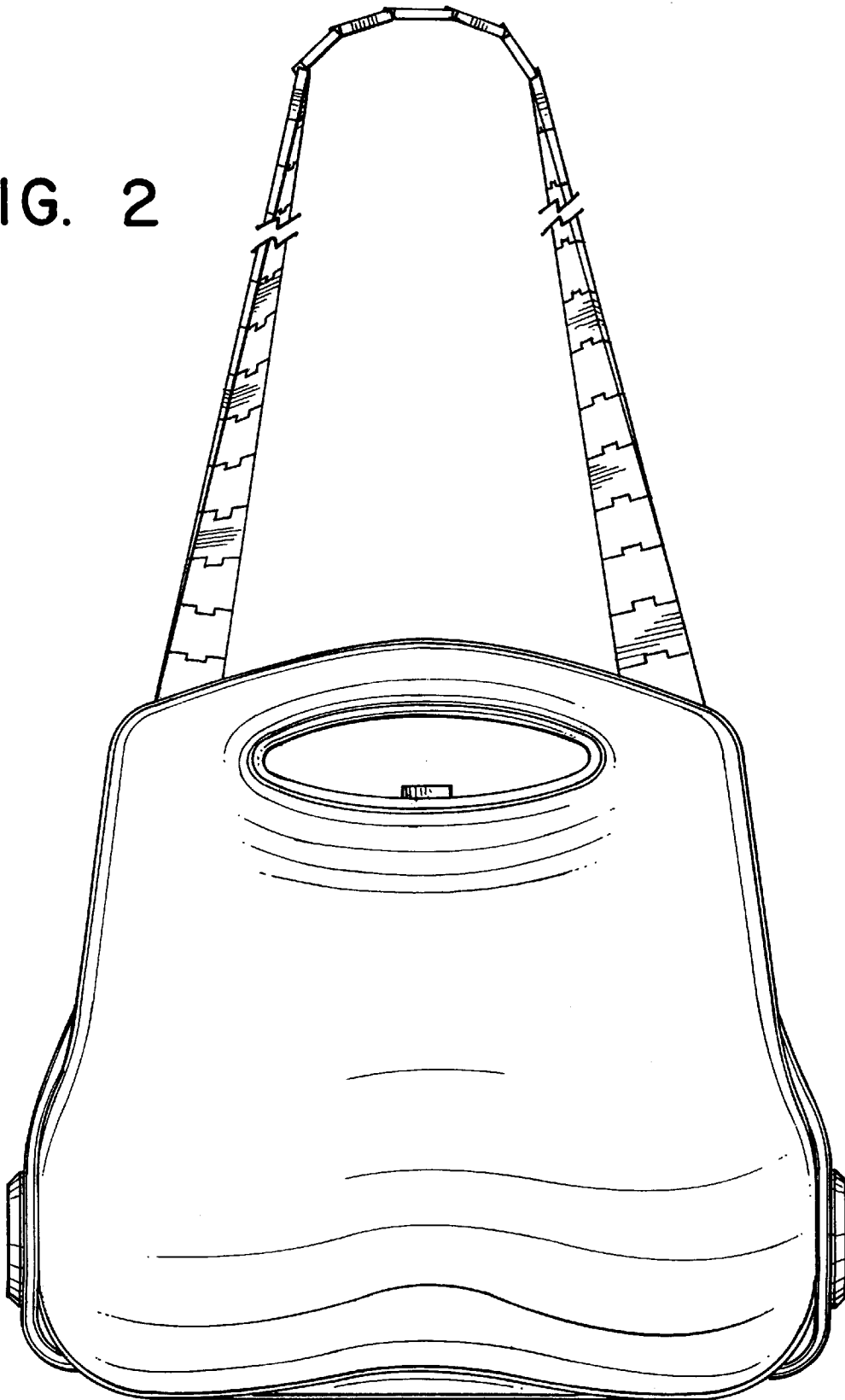


FIG. 1

FIG. 2



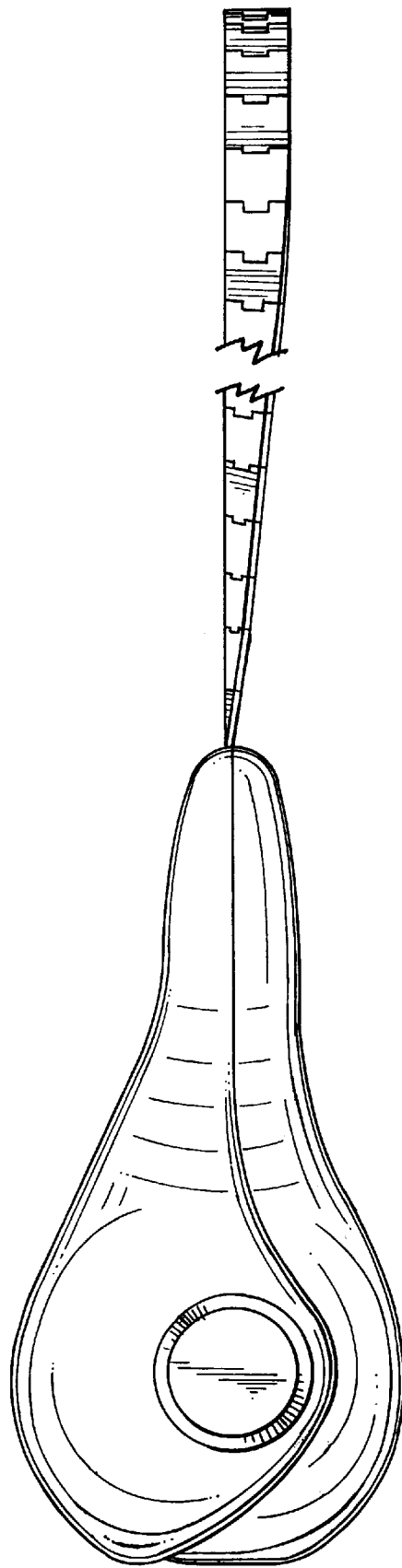


FIG. 3

FIG. 4

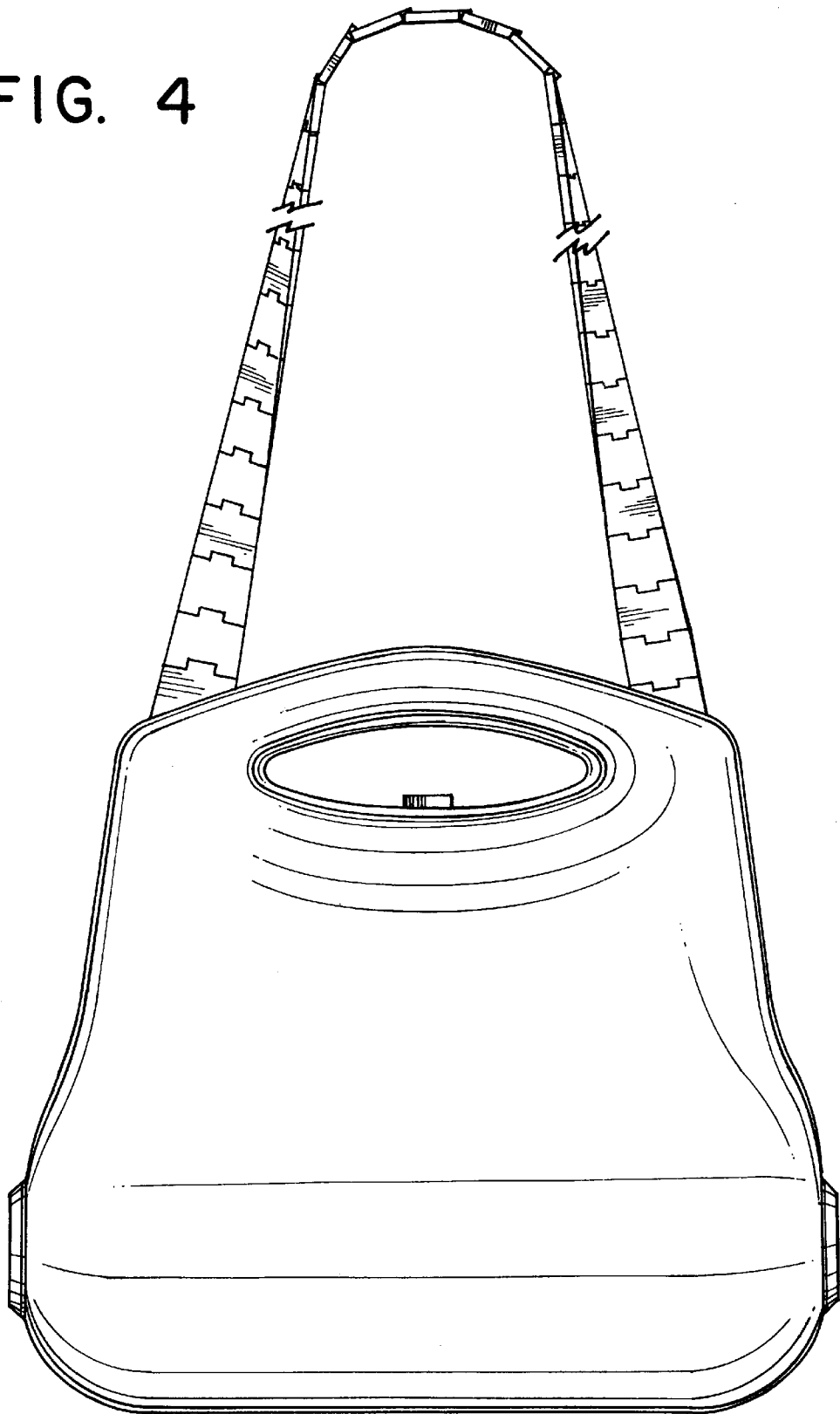


FIG. 5

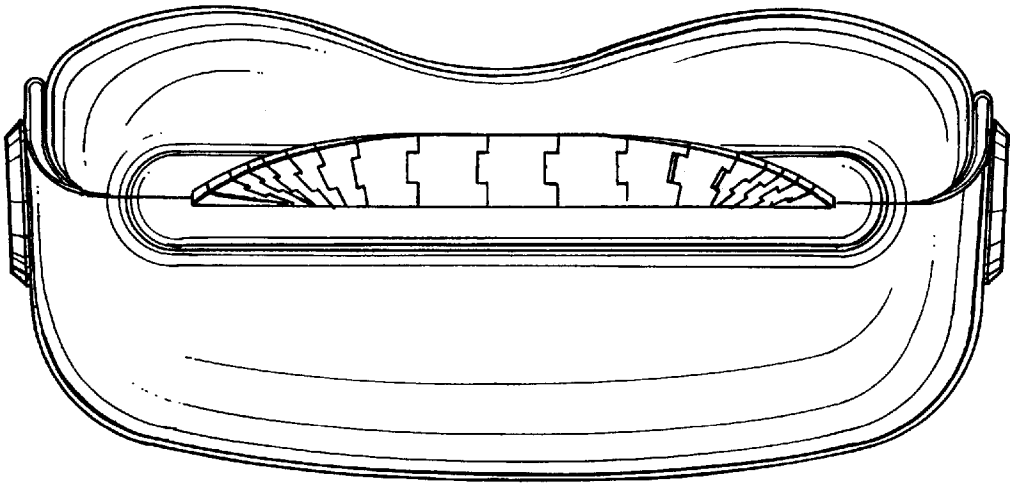


FIG. 6

