



US00D473288S

(12) **United States Design Patent** (10) **Patent No.:** **US D473,288 S**
Lord (45) **Date of Patent:** **** Apr. 15, 2003**

(54) **FAUCET BASE**
(75) Inventor: **Judd A. Lord**, Carmel, IN (US)
(73) Assignee: **Masco Corporation of Indiana**, Indianapolis, IN (US)
(**) Term: **14 Years**
(21) Appl. No.: **29/161,474**
(22) Filed: **May 30, 2002**

D374,709 S * 10/1996 Doughty et al. D23/249
D437,031 S * 1/2001 Nguyen D23/238
D440,284 S * 4/2001 Pitsch D23/249

* cited by examiner

Primary Examiner—Louis S. Zarfes
Assistant Examiner—Gregory Andoll
(74) *Attorney, Agent, or Firm*—Kwadjo Adusei-Poku; Lloyd D. Doigan

Related U.S. Application Data

(62) Division of application No. 29/140,922, filed on Apr. 25, 2001, now Pat. No. Des. 464,118.
(51) **LOC (7) Cl.** **23-01**
(52) **U.S. Cl.** **D23/249**
(58) **Field of Search** D23/238–257;
4/675–678; 137/801

(56) **References Cited**

U.S. PATENT DOCUMENTS

D260,677 S * 9/1981 Thevenot D23/249

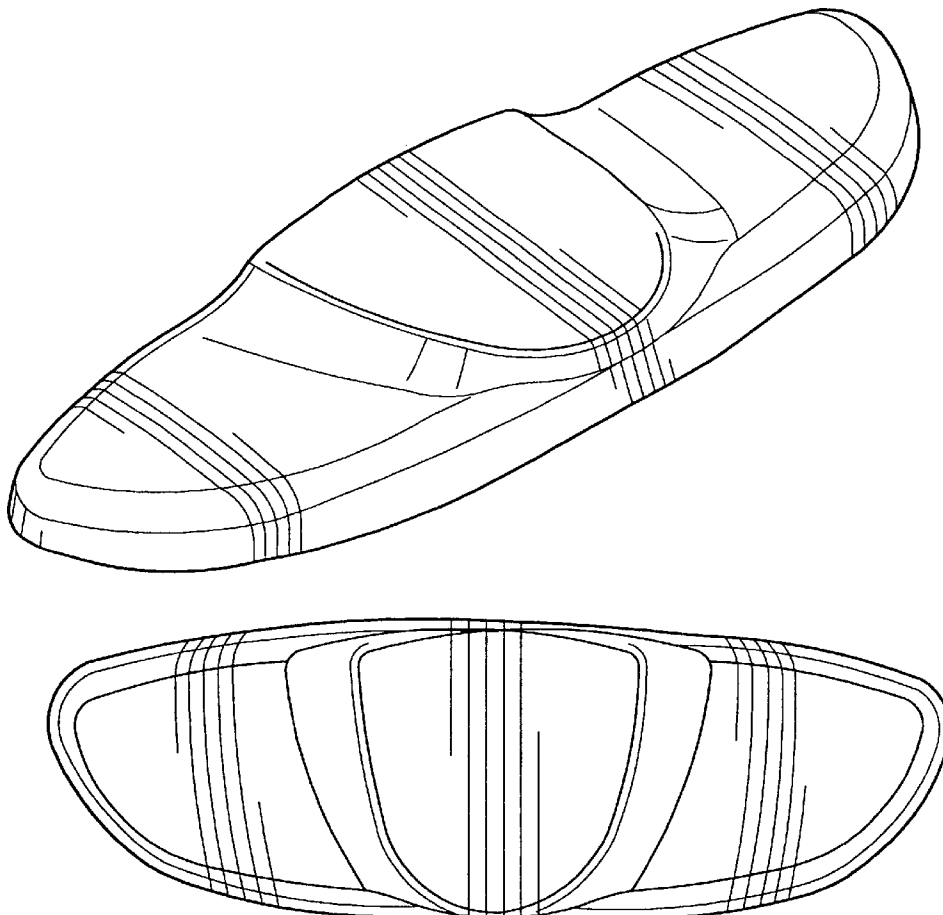
(57) **CLAIM**

The ornamental design for a faucet base, as shown and described.

DESCRIPTION

FIG. 1 is a top front perspective view of a faucet base showing my new design;
FIG. 2 is a top plan view thereof;
FIG. 3 is a right side view thereof;
FIG. 4 is a left side view thereof;
FIG. 5 is a front elevational view thereof;
FIG. 6 is a rear elevational view thereof; and,
FIG. 7 is a bottom plan view thereof.

1 Claim, 2 Drawing Sheets



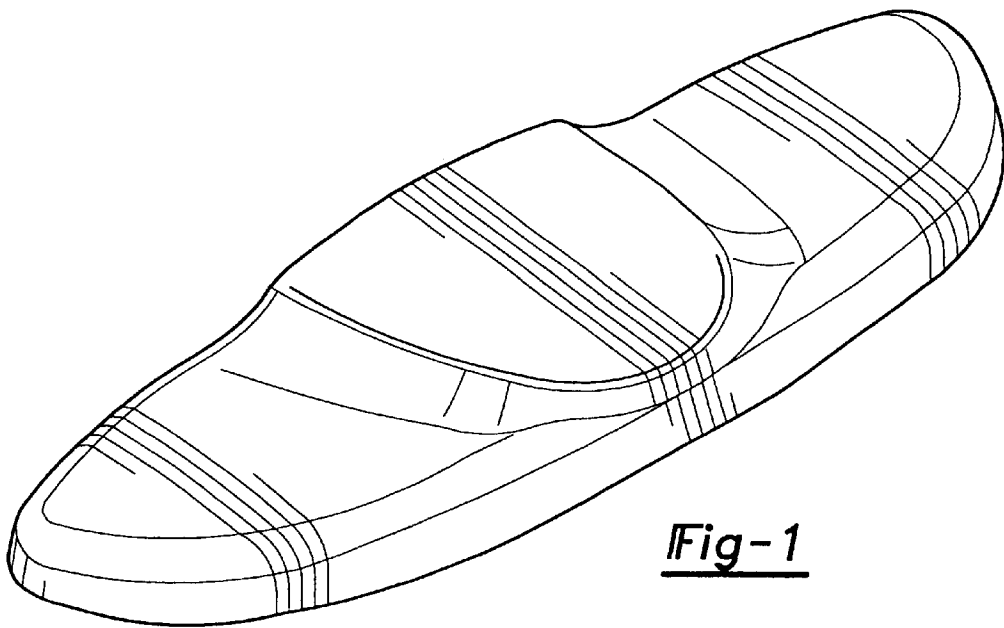


Fig-1

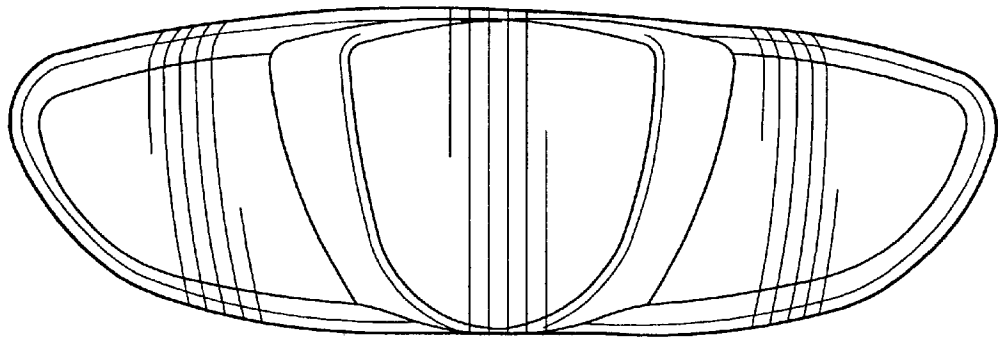


Fig-2

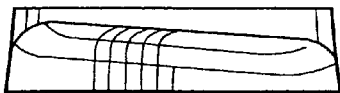


Fig-3

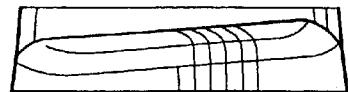


Fig-4

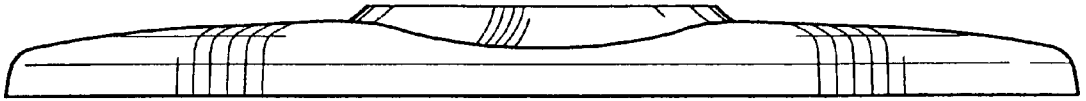


Fig-5

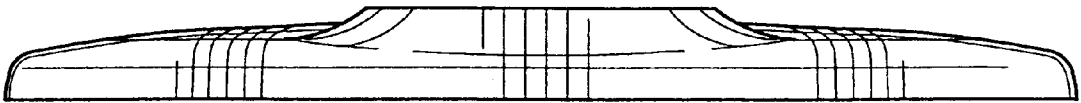


Fig-6




Fig-7