



US00D487987S

(12) **United States Design Patent** (10) **Patent No.:** **US D487,987 S**
Wu (45) **Date of Patent:** **** Apr. 6, 2004**

(54) **OFFICE CHAIR**

(76) **Inventor:** **Hsiu-Hsueh Wu**, No.12, Lane 198, Ta Li Second Street, Ta Li City, Taichung Hsien (TW)

(**) **Term:** **14 Years**

D444,637 S * 7/2001 Tseng D6/366
D446,396 S * 8/2001 Phillips et al. D6/366
D451,718 S * 12/2001 Tseng D6/500
D454,014 S * 3/2002 Su D6/500
D463,172 S * 9/2002 Tsai D6/500
D467,442 S * 12/2002 Zaidman D6/366
D471,728 S * 3/2003 Tseng D6/500

OTHER PUBLICATIONS

Achiever series chair, p. 50, Modern Office catalogue.*

* cited by examiner

Primary Examiner—Doris V. Coles

Assistant Examiner—T. Chase Nelson

(74) *Attorney, Agent, or Firm*—Alan Kamrath

(21) **Appl. No.:** **29/176,671**

(22) **Filed:** **Feb. 24, 2003**

(51) **LOC (7) Cl.** **06-01**

(52) **U.S. Cl.** **D6/366**

(58) **Field of Search** D6/334, 335, 364, D6/365, 366, 367, 500, 501, 502; 297/411.2, 411.27, 411.28, 411.29, 411.36

(56) **References Cited**

U.S. PATENT DOCUMENTS

D369,687 S * 5/1996 Hafner et al. D6/366
D383,021 S * 9/1997 Lu D6/500
D395,762 S * 7/1998 Saul D6/366
5,833,321 A * 11/1998 Kim et al. 297/452.42
D403,169 S * 12/1998 Tseng D6/366
D403,170 S * 12/1998 Tseng D6/366
D403,521 S * 1/1999 Wilson D6/366
D408,641 S * 4/1999 Tseng D6/366
D409,022 S * 5/1999 Vanderwood et al. D6/500
D434,238 S * 11/2000 Tseng D6/366
D437,131 S * 2/2001 Tseng D6/366
D437,499 S * 2/2001 Tseng D6/366
D441,993 S * 5/2001 Lin D6/500

(57) **CLAIM**

The ornamental design for office chair, as shown and described.

DESCRIPTION

FIG. 1 is a perspective view of a office chair showing my new design;

FIG. 2 is a front view thereof;

FIG. 3 is a rear view thereof;

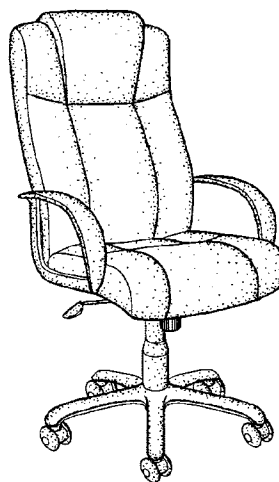
FIG. 4 is a left view thereof;

FIG. 5 is a top view thereof; and,

FIG. 6 is a right view thereof.

The bottom of the office chair has not been shown and forms no part of the claimed design.

1 Claim, 4 Drawing Sheets



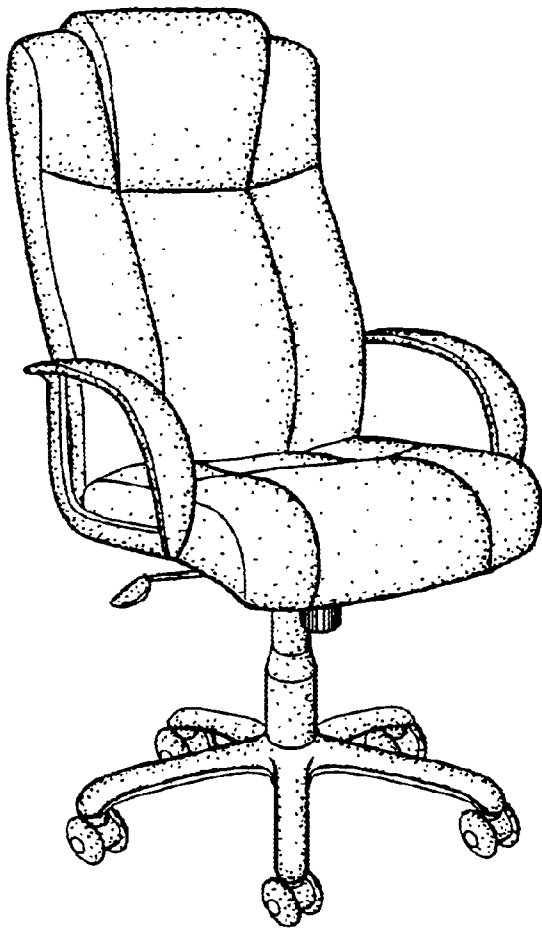


Fig. 1

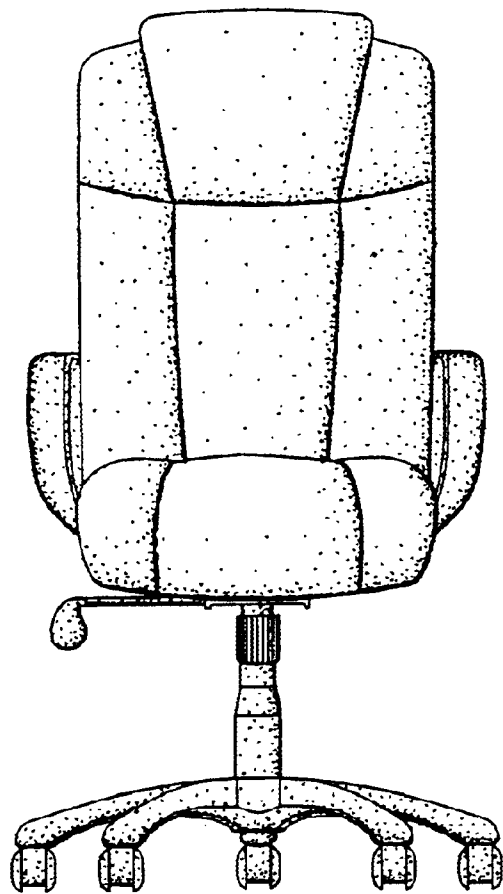


Fig. 2

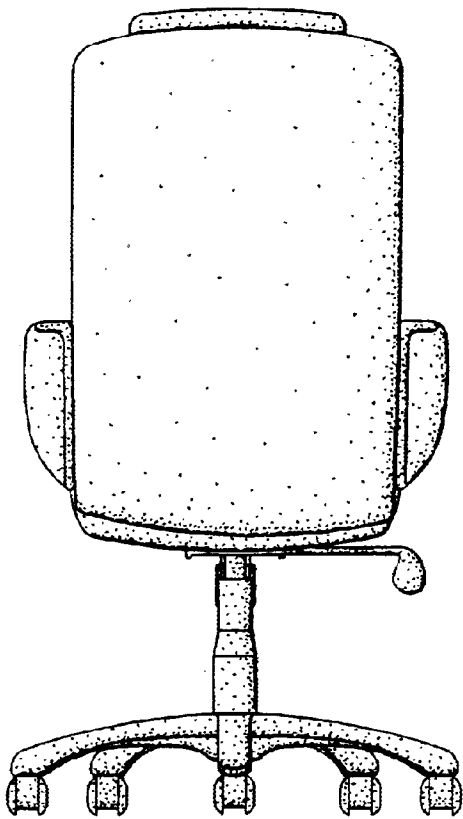


Fig. 3

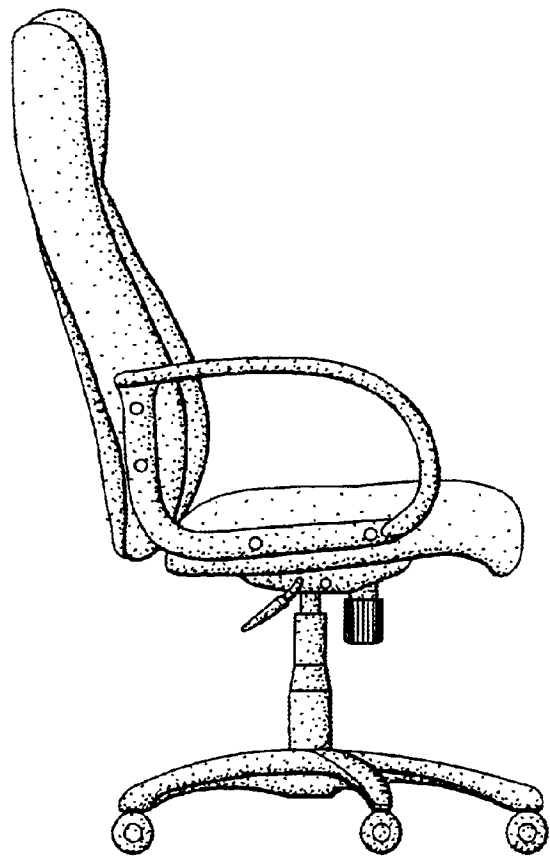


Fig. 4

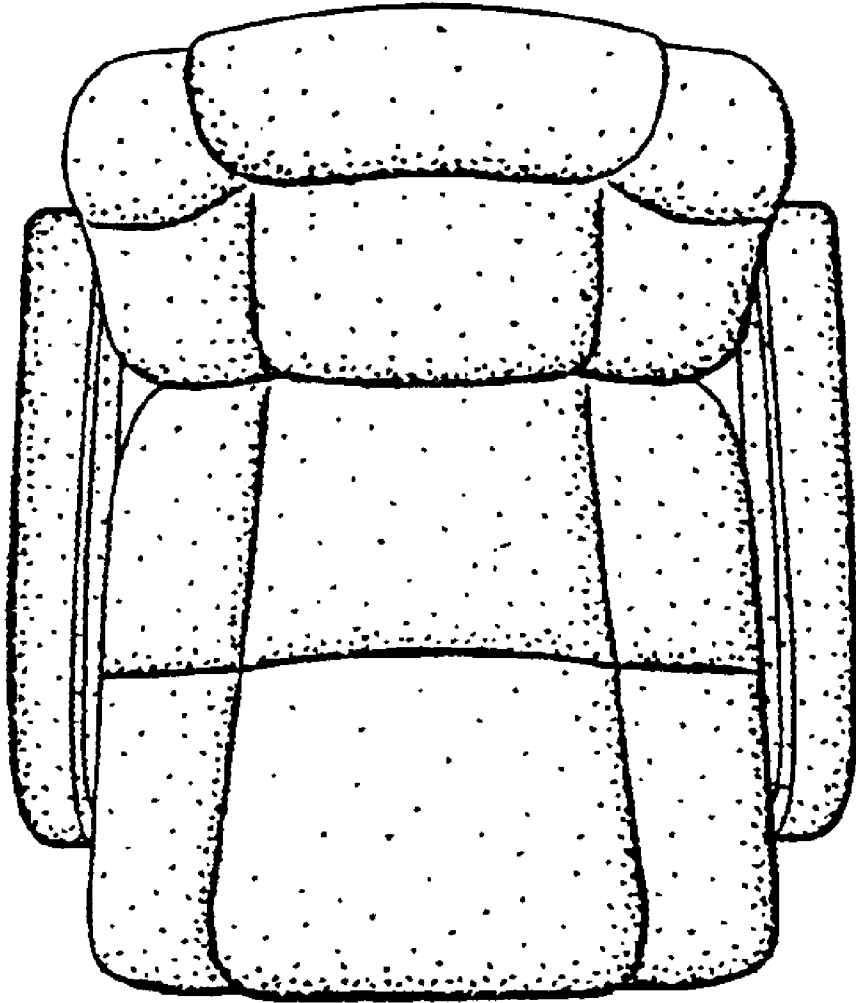


Fig. 5

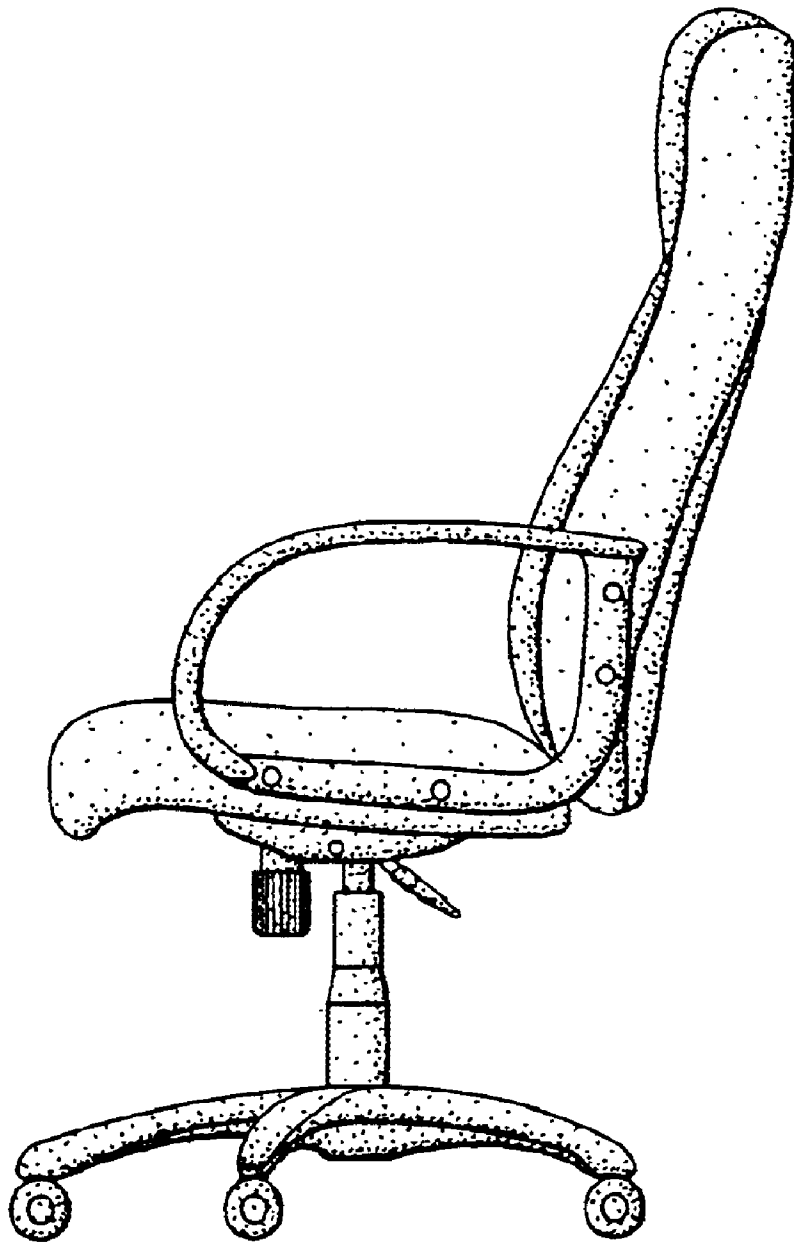


Fig. 6