



US00D542682S

(12) **United States Design Patent**
Waki

(10) **Patent No.:** **US D542,682 S**

(45) **Date of Patent:** **** May 15, 2007**

(54) **FLUID PRESSURE CYLINDER**

(75) Inventor: **Kazufumi Waki**, Tsukubamirai (JP)

(73) Assignee: **SMC Corporation**, Chiyoda-ku, Tokyo (JP)

(**) Term: **14 Years**

(21) Appl. No.: **29/264,325**

(22) Filed: **Aug. 7, 2006**

(30) **Foreign Application Priority Data**

Feb. 10, 2006 (JP) 2006-003052

(51) **LOC (8) Cl.** **10-04**

(52) **U.S. Cl.** **D10/85; D15/143**

(58) **Field of Classification Search** D10/85;
D15/7, 143, 148; 91/394, 395, 407, 408;
92/5 L, 15-17, 21 MR, 28, 51-52, 68, 88,
92/128, 137, 143, 165 PR, 168, 169, 177
See application file for complete search history.

(56) **References Cited**

U.S. PATENT DOCUMENTS

D417,457 S * 12/1999 Asahara D15/7
D420,683 S * 2/2000 Suzuki D15/7

6,029,561 A * 2/2000 Naslund et al. 91/394
D444,795 S * 7/2001 Wakasugi et al. D15/7
D445,704 S * 7/2001 Suzuki D10/85
D461,733 S * 8/2002 Iida D10/85
D499,348 S * 12/2004 Matsumoto et al. D10/85
D500,258 S * 12/2004 Kita et al. D10/85
D500,259 S * 12/2004 Kita et al. D10/85

* cited by examiner

Primary Examiner—Antoine D. Davis

Assistant Examiner—Patricia Palasik

(74) *Attorney, Agent, or Firm*—Peter Ganjian

(57) **CLAIM**

The ornamental design for a fluid pressure cylinder, as shown and described.

DESCRIPTION

FIG. 1 shows a front view of a fluid pressure cylinder showing my new design;
FIG. 2 shows a back view thereof;
FIG. 3 shows a top view thereof;
FIG. 4 shows a bottom view thereof;
FIG. 5 shows a right side view thereof;
FIG. 6 shows a left side view thereof; and,
FIG. 7 shows a perspective view thereof.

1 Claim, 4 Drawing Sheets

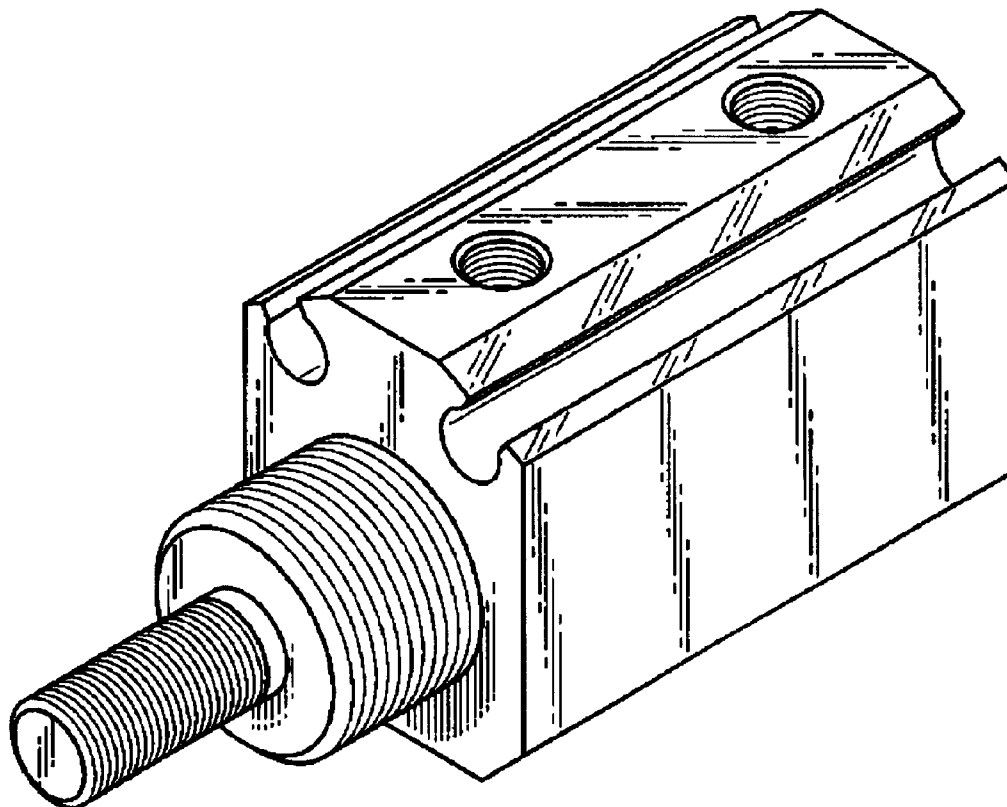


FIG. 1

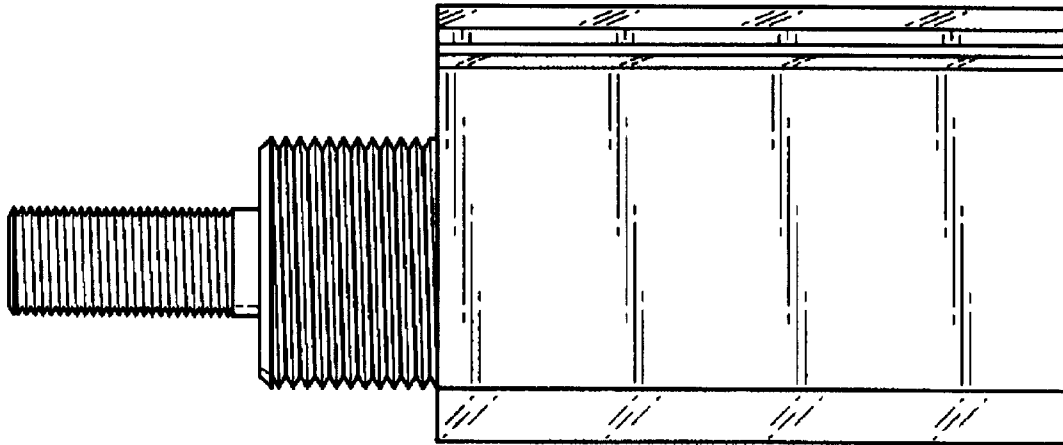


FIG. 2

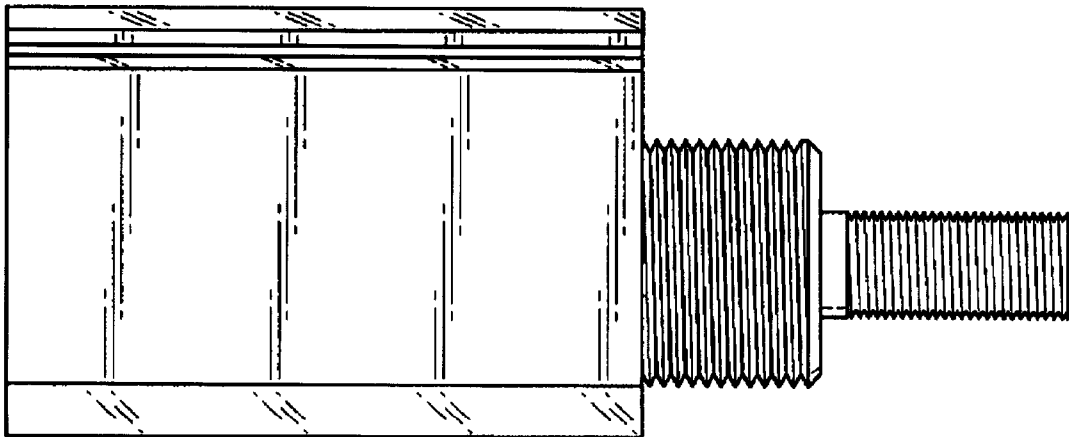


FIG. 3

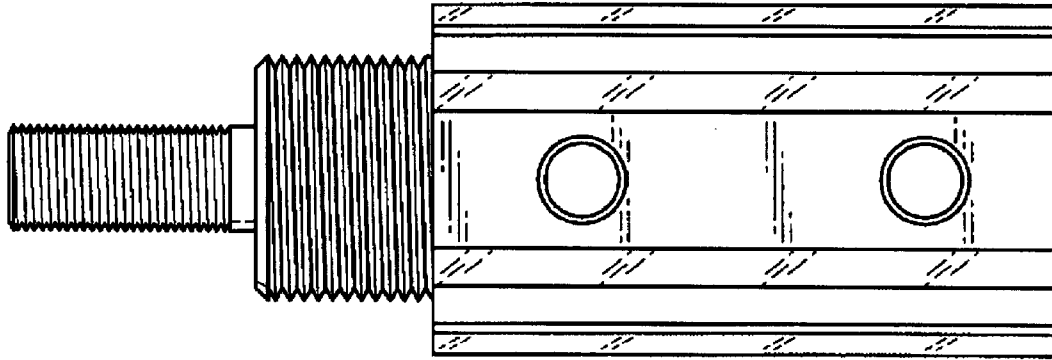


FIG. 4

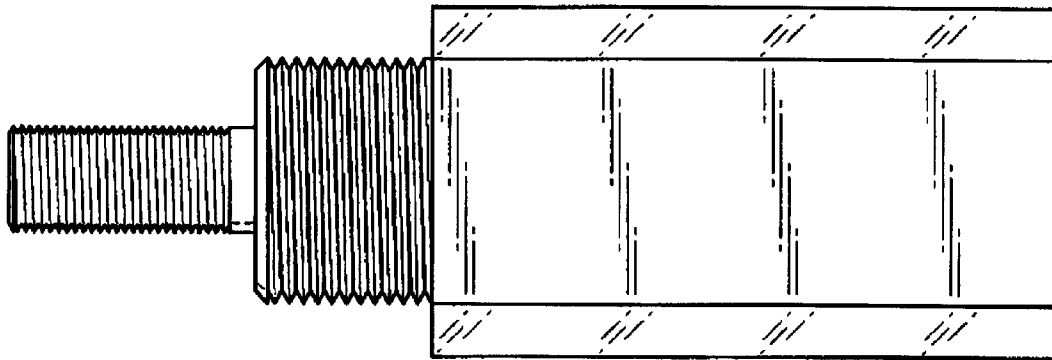


FIG. 5

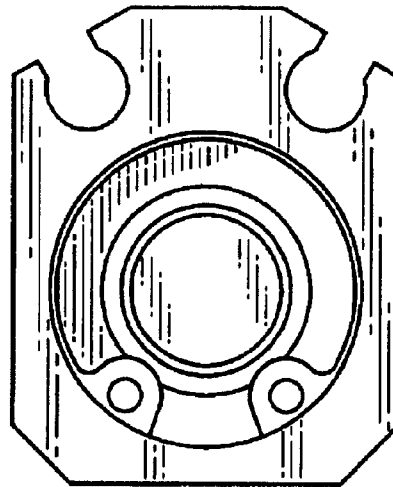


FIG. 6




FIG. 7

