



(12) **DEMANDE DE BREVET CANADIEN
CANADIAN PATENT APPLICATION**

(13) **A1**

(86) Date de dépôt PCT/PCT Filing Date: 2019/01/21
(87) Date publication PCT/PCT Publication Date: 2019/08/01
(85) Entrée phase nationale/National Entry: 2020/07/22
(86) N° demande PCT/PCT Application No.: EP 2019/051333
(87) N° publication PCT/PCT Publication No.: 2019/145245
(30) Priorité/Priority: 2018/01/25 (EP18153354.8)

(51) Cl.Int./Int.Cl. *C07D 261/04* (2006.01),
A01N 43/80 (2006.01), *C07D 413/12* (2006.01)

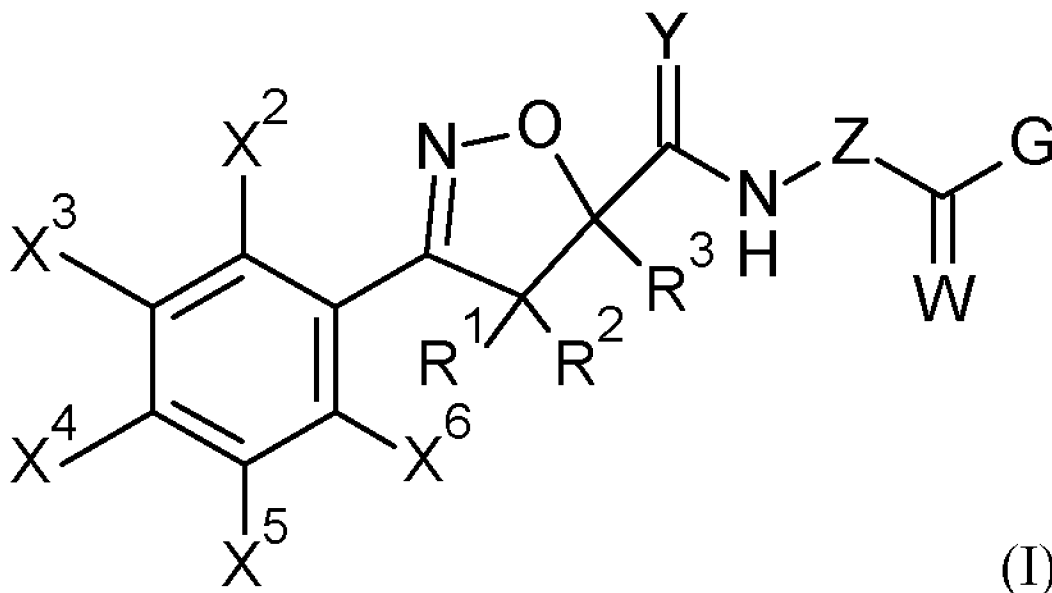
(71) Demandeur/Applicant:
BAYER AKTIENGESELLSCHAFT, DE

(72) Inventeurs/Inventors:
BOJACK, GUIDO, DE;
LAW, KATHERINE ROSE, GB;
VAN ALMSICK, ANDREAS, DE;
HAAF, KLAUS BERNHARD, DE;
DIETRICH, HANSJORG, DE;
GATZWEILER, ELMAR, DE;

(74) Agent: SMART & BIGGAR IP AGENCY CO.

(54) Titre : 3-PHENYL-ISOXAZOLINE-5-CARBOXAMIDES DE DERIVES D'ACIDE CYCLOPENTENYL-CARBOXYLIQUE
A ACTION HERBICIDE

(54) Title: HERBICIDALLY ACTIVE 3-PHENYLISOXAZOLINE-5-CARBOXAMIDES OF CYCLOPENTENYLCARBOXYLIC
ACID DERIVATIVES



(57) **Abrégé/Abstract:**

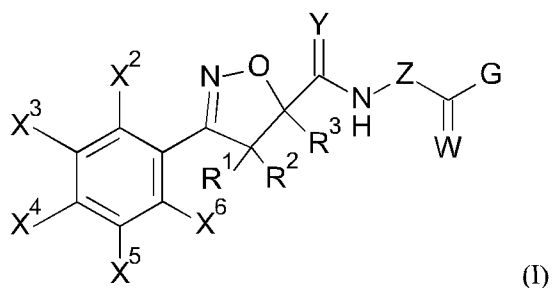
The invention relates to 3-phenylisoxazoline-5-carboxamides of cyclopentenyl carboxylic acid derivatives of the general formula (I) and their agrochemically acceptable salts (I), and to the use thereof in the field of plant protection.

(72) Inventeurs(suite)/Inventors(continued): MACHETTIRA, ANU BHEEMAI AH, DE; ROSINGER, CHRISTOPHER HUGH, DE; ASMUS, ELISABETH, DE

Abstract

Herbicidally active 3-phenylisoxazoline-5-carboxamides of cyclopentenylcarboxylic acid derivatives

- 5 The invention relates to 3-phenylisoxazoline-5-carboxamides of cyclopentenylcarboxylic acid derivatives of the general formula (I) and their agrochemically acceptable salts



- 10 and to their use in the crop protection sector.

Herbicidally active 3-phenylisoxazoline-5-carboxamides of cyclopentenylcarboxylic acid derivatives

5 Description

The invention relates to the technical field of the herbicides, especially that of the herbicides for selective control of weeds and weed grasses in crops of useful plants.

10 Specifically, it relates to substituted 3-phenylisoxazoline-5-carboxamides and -5-thioamides of cyclopentenylcarboxylic acid derivatives, to processes for their preparation and to their use as herbicides.

WO1995/014681 A1, WO1995/014680 A1, WO 2008/035315 A1, WO2005/051931 A1 and
WO2005/021515 A1 each describe, inter alia, 3-phenylisoxazoline-5-carboxamides which are substituted
15 at the phenyl ring in the 3- and 4-positions by alkoxy radicals. WO1998/057937 A1 describes, inter alia, compounds which are substituted at the phenyl ring in the 4-position by an alkoxy radical. WO2006/016237 A1 describes, inter alia, in each case those compounds which are substituted at the phenyl ring by an amido radical. The compounds described in the documents mentioned above are disclosed in these documents as being pharmacologically active.

20

WO2005/021516 A1 discloses 3-((3-(3-tert-butylphenyl)-5-ethyl-4,5-dihydro-1,2-oxazol-5-yl]carbonyl)amino)-5-fluoro-4-oxopentanoic acid and 3-((3-(3-tert-butylphenyl)-5-isopropyl-4,5-dihydro-1,2-oxazol-5-yl]carbonyl)amino)-5-fluoro-4-oxopentanoic acid as pharmacologically active compounds.

25

DE 4026018 A1, EP 0 520 371 A2 and DE 4017665 disclose 3-phenylisoxazoline-5-carboxamides bearing a hydrogen atom in the 5 position of the isoxazoline ring. These compounds are described therein as agrochemically active safeners, i.e. as compounds which eliminate the unwanted herbicidal action of herbicides on crop plants. No herbicidal action of these compounds is disclosed. European patent
30 application No. 10170238, which has an earlier priority date but was yet to be published at the priority date of the present application, discloses herbicidally and fungicidally active 3-phenylisoxazoline-5-carboxamides and 3-phenylisoxazoline-5-thioamides bearing a hydrogen atom in the 5 position of the isoxazoline ring. Monatshefte Chemie (2010) 141, 461 and Letters in Organic Chemistry (2010), 7, 502 also disclose 3-phenylisoxazoline-5-carboxamides bearing a hydrogen atom in the 5 position of the
35 isoxazoline ring. Fungicidal action, but not herbicidal action, is disclosed for some of the compounds mentioned.

WO 2014/048827 describes the herbicidal action of 3-phenylisoxazoline-5-carboxylic acids, -5-carboxylic esters, -5-carbaldehydes and -5-nitriles.

WO 2014/048853 discloses isoxazoline-5-carboxamides and -5-thioamides having heterocycles in the 3-
5 position (herbicidal and fungicidal),

WO 2014/048940 having quinoline as specific heterocycle in the 3-position (fungicidal), WO 2014/048882 having alkoxy as specific radical in the 5-position.

10 WO 2014/048882 discloses isoxazolinecarboxamides having alkoxy as specific radical in the 5-position.

WO 2012/130798 describes herbicidally and fungicidally active 3-phenylisoxazoline-5-carboxamides and -5-thioamides of substituted heterocycles.

15 The herbicidal activity of these known compounds, in particular at low application rates, and/or their compatibility with crop plants remain in need of improvement.

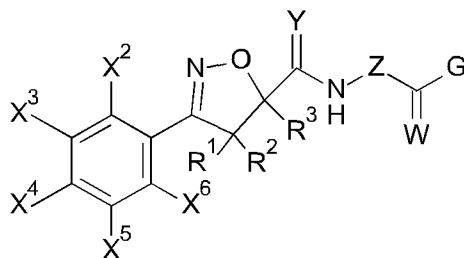
For the reasons stated, there is still a need for potent herbicides and/or plant growth regulators for the selective use in crop plants or the use on non-crop land, where these active ingredients preferably should have further advantageous properties in application, for example an improved compatibility with crop
20 plants.

Accordingly, it is an object of the present invention to provide compounds having herbicidal activity (herbicides) which are highly effective against economically important harmful plants even at relatively low application rates and can be used selectively in crop plants, preferably with good activity against harmful plants, and at the same time preferably have good compatibility with crop plants. Preferably, these
25 herbicidal compounds should be particularly effective and efficient against a broad spectrum of weed grasses and preferably also have good activity against a large number of weeds.

In addition to a herbicidal action, numerous compounds of the formula (I) also have fungicidal action which, however, is not very pronounced.

Surprisingly it has now been found that the 3-phenylisoxazoline-5-carboxamides of
30 cyclopentenylcarboxylic acid derivatives of the formula (I) defined below and their salts have excellent herbicidal activity against a broad spectrum of economically important mono- and dicotyledonous annual harmful plants.

The present invention therefore provides compounds of the general formula (I)



(I)

or an agrochemically acceptable salt thereof, in which

5

G represents a group of the formula OR^4 or $NR^{11}R^{12}$;

R^1 and R^2 independently of one another represent hydrogen, halogen or cyano,
or

10 represent (C₁-C₄)-alkyl or (C₁-C₄)-alkoxy, each of which is substituted by m radicals from the group consisting of halogen and cyano;

R^3 represents cyano or fluorine,

or

15 represents (C₁-C₅)-alkyl, (C₃-C₆)-cycloalkyl, (C₂-C₅)-alkenyl, (C₂-C₅)-alkynyl or (C₁-C₅)-alkoxy, each of which is substituted by m radicals from the group consisting of halogen, cyano, (C₁-C₅)-alkoxy and hydroxy;

R^4 represents hydrogen,

20

or

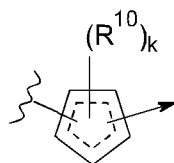
represents (C₁-C₁₂)-alkyl, (C₃-C₇)-cycloalkyl, (C₃-C₇)-cycloalkyl-(C₁-C₈)-alkyl, (C₂-C₈)-alkenyl, (C₅-C₆)-cycloalkenyl or (C₂-C₈)-alkynyl, each of which is substituted by m radicals from the group consisting of halogen, cyano, (C₁-C₆)-alkoxy, hydroxy and aryl;

25 Y represents oxygen or sulfur;

W represents oxygen or sulfur;

Z represents a monounsaturated cyclopentane ring which is substituted by k radicals from the group
30 R^{10} ,

4



Z

where the arrow in each case denotes a bond to the group C=W of the formula (I);

- 5 R^{10} represents halogen, cyano or CO_2R^7 ,
 or
 represents (C_1-C_2) -alkyl or (C_1-C_2) -alkoxy, each of which is substituted by m radicals from the group consisting of fluorine and chlorine;
- 10 R^{11}, R^{12} independently of one another each represent hydrogen, cyano, OR^7 , $S(O)_nR^5$, $SO_2NR^6R^7$,
 CO_2R^8 , $CONR^6R^8$, COR^6 , NR^6R^8 , NR^6COR^8 , $NR^6CONR^8R^8$, $NR^6CO_2R^8$, $NR^6SO_2R^8$,
 $NR^6SO_2NR^6R^8$, $C(R^6)=NOR^8$, optionally substituted aryl, optionally substituted
 heteroaryl or optionally substituted heterocyclyl,
 or
 represent (C_1-C_{12}) -alkyl, (C_3-C_8) -cycloalkyl, (C_3-C_7) -cycloalkyl- (C_1-C_7) -alkyl, (C_2-C_{12}) -
 15 alkenyl, (C_5-C_7) -cycloalkenyl or (C_2-C_{12}) -alkynyl, each of which is substituted by m
 radicals from the group consisting of halogen, cyano, nitro, OR^7 , $S(O)_nR^5$, $SO_2NR^6R^7$,
 CO_2R^8 , $CONR^6R^8$, COR^6 , NR^6R^8 , NR^6COR^8 , $NR^6CONR^8R^8$, $NR^6CO_2R^8$, $NR^6SO_2R^8$,
 $NR^6SO_2NR^6R^8$, $C(R^6)=NOR^8$, optionally substituted aryl, optionally substituted
 heteroaryl and optionally substituted heterocyclyl,
 20 or
 R^{11} and R^{12} together with the nitrogen atom to which they are attached form a saturated, partially or
 fully unsaturated five-, six- or seven-membered ring which is optionally mono- to
 hexasubstituted by radicals from the group consisting of halogen, cyano, nitro, (C_1-C_6) -
 alkyl, halo- (C_1-C_6) -alkyl, oxo, OR^7 , $S(O)_nR^5$, $SO_2NR^6R^7$, CO_2R^8 , $CONR^6R^8$, COR^6 ,
 25 NR^6R^8 , NR^6COR^8 , $NR^6CONR^8R^8$, $NR^6CO_2R^8$, $NR^6SO_2R^8$, $NR^6SO_2NR^6R^8$ and
 $C(R^6)=NOR^8$ and which, in addition to this nitrogen atom, contains r carbon atoms, o
 oxygen atoms, p sulfur atoms and q elements from the group consisting of NR^7 and
 $NCOR^7$ as ring atoms;
- 30 X^2, X^4 and X^6 independently of one another each represent hydrogen, halogen or cyano,
 or
 represent (C_1-C_2) -alkyl, in each case substituted by m radicals from the group consisting
 of fluorine, chlorine, bromine and (C_1-C_2) -alkoxy;

- X³ and X⁵ independently of one another each represent hydrogen, fluorine, chlorine, bromine, iodine, hydroxy, cyano, nitro, S(O)_nR⁶ or CO₂R⁷,
or
5 represent (C₁-C₃)-alkyl, (C₁-C₃)-alkoxy, (C₃-C₄)-cycloalkyl, (C₂-C₃)-alkenyl or (C₂-C₃)-alkynyl, each of which is substituted by m radicals from the group consisting of fluorine, chlorine and bromine;
- R⁵ represents (C₁-C₈)-alkyl, (C₃-C₆)-cycloalkyl or aryl, each of which is substituted by m radicals
10 from the group consisting of halogen, cyano and hydroxy;
- R⁶ represents hydrogen or R⁵;
- R⁷ represents hydrogen,
15 or
represents (C₁-C₆)-alkyl, (C₃-C₆)-cycloalkyl, (C₃-C₄)-alkenyl or (C₃-C₄)-alkynyl, each of which is substituted by m radicals from the group consisting of halogen, cyano and (C₁-C₂)-alkoxy;
- R⁸ represents hydrogen,
20 or
represents (C₁-C₈)-alkyl, (C₃-C₆)-cycloalkyl, (C₃-C₈)-alkenyl or (C₃-C₈)-alkynyl, each of which is substituted by m radicals from the group consisting of halogen, cyano and (C₁-C₂)-alkoxy;
- k represents the running number 0, 1 or 2; where for k > 1 R¹⁰ independently of the others may be
25 identical or different;
- m represents the running number 0, 1, 2, 3, 4 or 5;
- n represents the running number 0, 1 or 2;
30
- o represents the running number 0, 1 or 2;
- p represents the running number 0 or 1;
- 35 q represents the running number 0 or 1; and
- r represents the running number 3, 4, 5 or 6.

Alkyl means saturated straight-chain or branched hydrocarbyl radicals having the number of carbon atoms specified in each case, e.g. C₁-C₆-alkyl such as methyl, ethyl, propyl, 1-methylethyl, butyl, 1-methylpropyl, 2-methylpropyl, 1,1-dimethylethyl, pentyl, 1-methylbutyl, 2-methylbutyl, 3-methylbutyl, 2,2-dimethylpropyl, 1-ethylpropyl, hexyl, 1,1-dimethylpropyl, 1,2-dimethylpropyl, 1-methylpentyl, 2-methylpentyl, 3-methylpentyl, 4-methylpentyl, 1,1-dimethylbutyl, 1,2-dimethylbutyl, 1,3-dimethylbutyl, 2,2-dimethylbutyl, 2,3-dimethylbutyl, 3,3-dimethylbutyl, 1-ethylbutyl, 2-ethylbutyl, 1,1,2-trimethylpropyl, 1,2,2-trimethylpropyl, 1-ethyl-1-methylpropyl and 1-ethyl-2-methylpropyl.

10 Halogen-substituted alkyl means straight-chain or branched alkyl groups where some or all of the hydrogen atoms in these groups may be replaced by halogen atoms, e.g. C₁-C₂-haloalkyl such as chloromethyl, bromomethyl, dichloromethyl, trichloromethyl, fluoromethyl, difluoromethyl, trifluoromethyl, chlorofluoromethyl, dichlorofluoromethyl, chlorodifluoromethyl, 1-chloroethyl, 1-bromoethyl, 1-fluoroethyl, 2-fluoroethyl, 2,2-difluoroethyl, 2,2,2-trifluoroethyl, 2-chloro-2-fluoroethyl, 2-chloro-2-difluoroethyl, 2,2-dichloro-2-fluoroethyl, 2,2,2-trichloroethyl, pentafluoroethyl and 1,1,1-trifluoroprop-2-yl.

Alkenyl represents unsaturated straight-chain or branched hydrocarbyl radicals having the number of carbon atoms stated in each case and one double bond in any position, for example C₂-C₆-alkenyl such as ethenyl, 1-propenyl, 2-propenyl, 1-methylethenyl, 1-butenyl, 2-butenyl, 3-butenyl, 1-methyl-1-propenyl, 2-methyl-1-propenyl, 1-methyl-2-propenyl, 2-methyl-2-propenyl, 1-pentenyl, 2-pentenyl, 3-pentenyl, 4-pentenyl, 1-methyl-1-butenyl, 2-methyl-1-butenyl, 3-methyl-1-butenyl, 1-methyl-2-butenyl, 2-methyl-2-butenyl, 3-methyl-2-butenyl, 1-methyl-3-butenyl, 2-methyl-3-butenyl, 3-methyl-3-butenyl, 1,1-dimethyl-2-propenyl, 1,2-dimethyl-1-propenyl, 1,2-dimethyl-2-propenyl, 1-ethyl-1-propenyl, 1-ethyl-2-propenyl, 1-hexenyl, 2-hexenyl, 3-hexenyl, 4-hexenyl, 5-hexenyl, 1-methyl-1-pentenyl, 2-methyl-1-pentenyl, 3-methyl-1-pentenyl, 4-methyl-1-pentenyl, 1-methyl-2-pentenyl, 2-methyl-2-pentenyl, 3-methyl-2-pentenyl, 4-methyl-2-pentenyl, 1-methyl-3-pentenyl, 2-methyl-3-pentenyl, 3-methyl-3-pentenyl, 4-methyl-3-pentenyl, 1-methyl-4-pentenyl, 2-methyl-4-pentenyl, 3-methyl-4-pentenyl, 4-methyl-4-pentenyl, 1,1-dimethyl-2-butenyl, 1,1-dimethyl-3-butenyl, 1,2-dimethyl-1-butenyl, 1,2-dimethyl-2-butenyl, 1,2-dimethyl-3-butenyl, 1,3-dimethyl-1-butenyl, 1,3-dimethyl-2-butenyl, 1,3-dimethyl-3-butenyl, 2,2-dimethyl-3-butenyl, 2,3-dimethyl-1-butenyl, 2,3-dimethyl-2-butenyl, 2,3-dimethyl-3-butenyl, 3,3-dimethyl-1-butenyl, 3,3-dimethyl-2-butenyl, 1-ethyl-1-butenyl, 1-ethyl-2-butenyl, 1-ethyl-3-butenyl, 2-ethyl-1-butenyl, 2-ethyl-2-butenyl, 2-ethyl-3-butenyl, 1,1,2-trimethyl-2-propenyl, 1-ethyl-1-methyl-2-propenyl, 1-ethyl-2-methyl-1-propenyl and 1-ethyl-2-methyl-2-propenyl.

35 Alkynyl means straight-chain or branched hydrocarbyl radicals having the number of carbon atoms specified in each case and one triple bond in any position, e.g. C₂-C₆-alkynyl such as ethynyl, 1-propynyl, 2-propynyl (or propargyl), 1-butyne, 2-butyne, 3-butyne, 1-methyl-2-propynyl, 1-pentyne, 2-pentyne,

3-pentynyl, 4-pentynyl, 3-methyl-1-butynyl, 1-methyl-2-butynyl, 1-methyl-3-butynyl, 2-methyl-3-butynyl, 1,1-dimethyl-2-propynyl, 1-ethyl-2-propynyl, 1-hexynyl, 2-hexynyl, 3-hexynyl, 4-hexynyl, 5-hexynyl, 3-methyl-1-pentynyl, 4-methyl-1-pentynyl, 1-methyl-2-pentynyl, 4-methyl-2-pentynyl, 1-methyl-3-pentynyl, 2-methyl-3-pentynyl, 1-methyl-4-pentynyl, 2-methyl-4-pentynyl, 3-methyl-4-pentynyl, 1,1-dimethyl-2-butynyl, 1,1-dimethyl-3-butynyl, 1,2-dimethyl-3-butynyl, 2,2-dimethyl-3-butynyl, 3,3-dimethyl-1-butynyl, 1-ethyl-2-butynyl, 1-ethyl-3-butynyl, 2-ethyl-3-butynyl and 1-ethyl-1-methyl-2-propynyl.

Cycloalkyl means a carbocyclic saturated ring system having preferably 3-8 ring carbon atoms, for example cyclopropyl, cyclobutyl, cyclopentyl or cyclohexyl. In the case of optionally substituted cycloalkyl, cyclic systems with substituents are included, also including substituents with a double bond on the cycloalkyl radical, for example an alkylidene group such as methylenide.

In the case of optionally substituted cycloalkyl, polycyclic aliphatic systems are also included, for example bicyclo[1.1.0]butan-1-yl, bicyclo[1.1.0]butan-2-yl, bicyclo[2.1.0]pentan-1-yl, bicyclo[2.1.0]pentan-2-yl, bicyclo[2.1.0]pentan-5-yl, bicyclo[2.2.1]hept-2-yl (norbornyl), adamantan-1-yl and adamantan-2-yl.

In the case of substituted cycloalkyl, spirocyclic aliphatic systems are also included, for example spiro[2.2]pent-1-yl, spiro[2.3]hex-1-yl, spiro[2.3]hex-4-yl, 3-spiro[2.3]hex-5-yl.

Cycloalkenyl means a carbocyclic, nonaromatic, partially unsaturated ring system having preferably 4-8 carbon atoms, e.g. 1-cyclobutenyl, 2-cyclobutenyl, 1-cyclopentenyl, 2-cyclopentenyl, 3-cyclopentenyl, or 1-cyclohexenyl, 2-cyclohexenyl, 3-cyclohexenyl, 1,3-cyclohexadienyl or 1,4-cyclohexadienyl, also including substituents with a double bond on the cycloalkenyl radical, for example an alkylidene group such as methylenide. In the case of optionally substituted cycloalkenyl, the elucidations for substituted cycloalkyl apply correspondingly.

Alkoxy means saturated straight-chain or branched alkoxy radicals having the number of carbon atoms specified in each case, for example C₁-C₆-alkoxy such as methoxy, ethoxy, propoxy, 1-methylethoxy, butoxy, 1-methylpropoxy, 2-methylpropoxy, 1,1-dimethylethoxy, pentoxy, 1-methylbutoxy, 2-methylbutoxy, 3-methylbutoxy, 2,2-dimethylpropoxy, 1-ethylpropoxy, hexoxy, 1,1-dimethylpropoxy, 1,2-dimethylpropoxy, 1-methylpentoxy, 2-methylpentoxy, 3-methylpentoxy, 4-methylpentoxy, 1,1-dimethylbutoxy, 1,2-dimethylbutoxy, 1,3-dimethylbutoxy, 2,2-dimethylbutoxy, 2,3-dimethylbutoxy, 3,3-dimethylbutoxy, 1-ethylbutoxy, 2-ethylbutoxy, 1,1,2-trimethylpropoxy, 1,2,2-trimethylpropoxy, 1-ethyl-1-methylpropoxy and 1-ethyl-2-methylpropoxy. Halogen-substituted alkoxy means straight-chain or branched alkoxy radicals having the number of carbon atoms specified in each case, where some or all of the hydrogen atoms in these groups may be replaced by halogen atoms as specified above, e.g. C₁-C₂-haloalkoxy such as chloromethoxy, bromomethoxy, dichloromethoxy, trichloromethoxy, fluoromethoxy, difluoromethoxy, trifluoromethoxy, chlorofluoromethoxy, dichlorofluoromethoxy,

chlorodifluoromethoxy, 1-chloroethoxy, 1-bromoethoxy, 1-fluoroethoxy, 2-fluoroethoxy, 2,2-difluoroethoxy, 2,2,2-trifluoroethoxy, 2-chloro-2-fluoroethoxy, 2-chloro-1,2-difluoroethoxy, 2,2-dichloro-2-fluoroethoxy, 2,2,2-trichloroethoxy, pentafluoroethoxy and 1,1,1-trifluoroprop-2-oxy.

- 5 The term "aryl" denotes an optionally substituted mono-, bi- or polycyclic aromatic system having preferably 6 to 14, especially 6 to 10, ring carbon atoms, for example phenyl, naphthyl, anthryl, phenanthrenyl and the like, preferably phenyl.

The term "optionally substituted aryl" also includes polycyclic systems, such as tetrahydronaphthyl, indanyl, indanyl, fluorenyl, biphenyl, where the bonding site is on the aromatic system. In systematic terms, "aryl" is generally also encompassed by the term "optionally substituted phenyl".

Independently of one another, the aryls listed above are preferably mono- to pentasubstituted, for example, by hydrogen, halogen, alkyl, haloalkyl, hydroxyl, alkoxy, cycloalkoxy, aryloxy, alkoxyalkyl, alkoxyalkoxy, cycloalkyl, halocycloalkyl, aryl, arylalkyl, heteroaryl, heterocyclyl, alkenyl, alkylcarbonyl, cycloalkylcarbonyl, arylcarbonyl, heteroarylcarbonyl, alkoxy carbonyl, hydroxycarbonyl, cycloalkoxy carbonyl, cycloalkylalkoxy carbonyl, alkoxy carbonylalkyl, arylalkoxy carbonyl, arylalkoxy carbonylalkyl, alkynyl, alkynylalkyl, alkylalkynyl, trisalkylsilylalkynyl, nitro, amino, cyano, haloalkoxy, haloalkylthio, alkylthio, hydrothio, hydroxyalkyl, heteroarylalkoxy, arylalkoxy, heterocyclylalkoxy, heterocyclylalkylthio, heterocyclylalkoxy, heterocyclylthio, heteroarylalkoxy, bisalkylamino, alkylamino, cycloalkylamino, hydroxycarbonylalkylamino, alkoxy carbonylalkylamino, arylalkoxy carbonylalkylamino, alkoxy carbonylalkyl(alkyl)amino, aminocarbonyl, alkylaminocarbonyl, bisalkylaminocarbonyl, cycloalkylaminocarbonyl, hydroxycarbonylalkylaminocarbonyl, alkoxy carbonylalkylaminocarbonyl, arylalkoxy carbonylalkylaminocarbonyl.

25 A heterocyclic radical (heterocyclyl) contains at least one heterocyclic ring (=carbocyclic ring in which at least one carbon atom has been replaced by a heteroatom, preferably by a heteroatom from the group of N, O, S, P) which is saturated, unsaturated, partially saturated or heteroaromatic and may be unsubstituted or substituted, in which case the bonding site is localized on a ring atom. If the heterocyclyl radical or the heterocyclic ring is optionally substituted, it may be fused to other carbocyclic or heterocyclic rings. In the case of optionally substituted heterocyclyl, polycyclic systems are also included, for example 8-azabicyclo[3.2.1]octanyl, 8-azabicyclo[2.2.2]octanyl or 1-azabicyclo[2.2.1]heptyl. In the case of optionally substituted heterocyclyl, spirocyclic systems are also included, for example 1-oxa-5-azaspiro[2.3]hexyl. Unless defined differently, the heterocyclic ring preferably contains 3 to 9 ring atoms, especially 3 to 6 ring atoms, and one or more, preferably 1 to 4, especially 1, 2 or 3, heteroatoms in the heterocyclic ring, preferably from the group of N, O and S, but no two oxygen atoms should be directly adjacent, for example with one heteroatom from the group of N, O and S: 1- or 2- or 3-pyrrolidinyl, 3,4-dihydro-2H-pyrrol-2- or 3-yl, 2,3-dihydro-1H-pyrrol-1- or 2- or 3- or 4- or 5-yl; 2,5-dihydro-1H-pyrrol-

piperazinyl; 1,2,3,6-tetrahydropyrazin-1- or -2- or -3- or -5- or -6-yl; 1,2,3,4-tetrahydropyrazin-1- or -2- or -3- or -4- or -5- or -6-yl; 1,2-dihydropyrazin-1- or -2- or -3- or -5- or -6-yl; 1,4-dihydropyrazin-1- or -2- or -3-yl; 2,3-dihydropyrazin-2- or -3- or -5- or -6-yl; 2,5-dihydropyrazin-2- or -3-yl; 1,3-dioxolan-2- or -4- or -5-yl; 1,3-dioxol-2- or -4-yl; 1,3-dioxan-2- or -4- or -5-yl; 4H-1,3-dioxin-2- or -4- or -5- or -6-yl; 1,4-dioxan-2- or -3- or -5- or -6-yl; 2,3-dihydro-1,4-dioxin-2- or -3- or -5- or -6-yl; 1,4-dioxin-2- or -3-yl; 1,2-dithiolan-3- or -4-yl; 3H-1,2-dithiol-3- or -4- or -5-yl; 1,3-dithiolan-2- or -4-yl; 1,3-dithiol-2- or -4-yl; 1,2-dithian-3- or -4-yl; 3,4-dihydro-1,2-dithiin-3- or -4- or -5- or -6-yl; 3,6-dihydro-1,2-dithiin-3- or -4-yl; 1,2-dithiin-3- or -4-yl; 1,3-dithian-2- or -4- or -5-yl; 4H-1,3-dithiin-2- or -4- or -5- or -6-yl; isoxazolidin-2- or -3- or -4- or -5-yl; 2,3-dihydroisoxazol-2- or -3- or -4- or -5-yl; 2,5-dihydroisoxazol-2- or -3- or -4- or -5-yl; 4,5-dihydroisoxazol-3- or -4- or -5-yl; 1,3-oxazolidin-2- or -3- or -4- or -5-yl; 2,3-dihydro-1,3-oxazol-2- or -3- or -4- or -5-yl; 2,5-dihydro-1,3-oxazol-2- or -4- or -5-yl; 4,5-dihydro-1,3-oxazol-2- or -4- or -5-yl; 1,2-oxazinan-2- or -3- or -4- or -5- or -6-yl; 3,4-dihydro-2H-1,2-oxazin-2- or -3- or -4- or -5- or -6-yl; 3,6-dihydro-2H-1,2-oxazin-2- or -3- or -4- or -5- or -6-yl; 5,6-dihydro-2H-1,2-oxazin-2- or -3- or -4- or -5- or -6-yl; 5,6-dihydro-4H-1,2-oxazin-3- or -4- or -5- or -6-yl; 2H-1,2-oxazin-2- or -3- or -4- or -5- or -6-yl; 6H-1,2-oxazin-3- or -4- or -5- or -6-yl; 4H-1,2-oxazin-3- or -4- or -5- or -6-yl; 1,3-oxazinan-2- or -3- or -4- or -5- or -6-yl; 3,4-dihydro-2H-1,3-oxazin-2- or -3- or -4- or -5- or -6-yl; 3,6-dihydro-2H-1,3-oxazin-2- or -3- or -4- or -5- or -6-yl; 5,6-dihydro-2H-1,3-oxazin-2- or -4- or -5- or -6-yl; 5,6-dihydro-4H-1,3-oxazin-2- or -4- or -5- or -6-yl; 2H-1,3-oxazin-2- or -4- or -5- or -6-yl; 6H-1,3-oxazin-2- or -4- or -5- or -6-yl; 4H-1,3-oxazin-2- or -4- or -5- or -6-yl; morpholin-2- or -3- or -4-yl; 3,4-dihydro-2H-1,4-oxazin-2- or -3- or -4- or -5- or -6-yl; 3,6-dihydro-2H-1,4-oxazin-2- or -3- or -5- or -6-yl; 2H-1,4-oxazin-2- or -3- or -5- or -6-yl; 4H-1,4-oxazin-2- or -3-yl; 1,2-oxazepan-2- or -3- or -4- or -5- or -6- or -7-yl; 2,3,4,5-tetrahydro-1,2-oxazepin-2- or -3- or -4- or -5- or -6- or -7-yl; 2,3,4,7-tetrahydro-1,2-oxazepin-2- or -3- or -4- or -5- or -6- or -7-yl; 2,3,6,7-tetrahydro-1,2-oxazepin-2- or -3- or -4- or -5- or -6- or -7-yl; 2,5,6,7-tetrahydro-1,2-oxazepin-2- or -3- or -4- or -5- or -6- or -7-yl; 4,5,6,7-tetrahydro-1,2-oxazepin-3- or -4- or -5- or -6- or -7-yl; 2,3-dihydro-1,2-oxazepin-2- or -3- or -4- or -5- or -6- or -7-yl; 2,5-dihydro-1,2-oxazepin-2- or -3- or -4- or -5- or -6- or -7-yl; 2,7-dihydro-1,2-oxazepin-2- or -3- or -4- or -5- or -6- or -7-yl; 4,5-dihydro-1,2-oxazepin-3- or -4- or -5- or -6- or -7-yl; 4,7-dihydro-1,2-oxazepin-3- or -4- or -5- or -6- or -7-yl; 6,7-dihydro-1,2-oxazepin-3- or -4- or -5- or -6- or -7-yl; 1,2-oxazepin-3- or -4- or -5- or -6- or -7-yl; 1,3-oxazepan-2- or -3- or -4- or -5- or -6- or -7-yl; 2,3,4,5-tetrahydro-1,3-oxazepin-2- or -3- or -4- or -5- or -6- or -7-yl; 2,3,4,7-tetrahydro-1,3-oxazepin-2- or -3- or -4- or -5- or -6- or -7-yl; 2,3,6,7-tetrahydro-1,3-oxazepin-2- or -3- or -4- or -5- or -6- or -7-yl; 2,5,6,7-tetrahydro-1,3-oxazepin-2- or -4- or -5- or -6- or -7-yl; 4,5,6,7-tetrahydro-1,3-oxazepin-2- or -4- or -5- or -6- or -7-yl; 2,3-dihydro-1,3-oxazepin-2- or -3- or -4- or -5- or -6- or -7-yl; 2,5-dihydro-1,3-oxazepin-2- or -4- or -5- or -6- or -7-yl; 2,7-dihydro-1,3-oxazepin-2- or -4- or -5- or -6- or -7-yl; 4,5-dihydro-1,3-oxazepin-2- or -4- or -5- or -6- or -7-yl; 4,7-dihydro-1,3-oxazepin-2- or -4- or -5- or -6- or -7-yl; 6,7-dihydro-1,3-oxazepin-2- or -4- or -5- or -6- or -7-yl; 1,3-oxazepin-2- or -4- or -5- or -6- or -7-yl; 1,4-oxazepan-2- or -3- or -5- or -6- or -7-yl; 2,3,4,5-tetrahydro-1,4-oxazepin-2- or -3- or -4- or -5- or -6- or -7-yl; 2,3,4,7-tetrahydro-1,4-oxazepin-2- or -3- or -4- or -5- or -6- or -7-yl; 2,3,6,7-tetrahydro-1,4-oxazepin-2- or -3- or -5- or -6-

or -7-yl; 2,5,6,7-tetrahydro-1,4-oxazepin-2- or -3- or -5- or -6- or -7-yl; 4,5,6,7-tetrahydro-1,4-oxazepin-2- or -3- or -4- or -5- or -6- or -7-yl; 2,3-dihydro-1,4-oxazepin-2- or -3- or -5- or -6- or -7-yl; 2,5-dihydro-1,4-oxazepin-2- or -3- or -5- or -6- or -7-yl; 2,7-dihydro-1,4-oxazepin-2- or -3- or -5- or -6- or -7-yl; 4,5-dihydro-1,4-oxazepin-2- or -3- or -4- or -5- or -6- or -7-yl; 4,7-dihydro-1,4-oxazepin-2- or -3- or -4- or -5- or -6- or -7-yl; 6,7-dihydro-1,4-oxazepin-2- or -3- or -5- or -6- or -7-yl; 1,4-oxazepin-2- or -3- or -5- or -6- or -7-yl; isothiazolidin-2- or -3- or -4- or -5-yl; 2,3-dihydroisothiazol-2- or -3- or -4- or -5-yl; 2,5-dihydroisothiazol-2- or -3- or -4- or -5-yl; 4,5-dihydroisothiazol-3- or -4- or -5-yl; 1,3-thiazolidin-2- or -3- or -4- or -5-yl; 2,3-dihydro-1,3-thiazol-2- or -3- or -4- or -5-yl; 2,5-dihydro-1,3-thiazol-2- or -4- or -5-yl; 4,5-dihydro-1,3-thiazol-2- or -4- or -5-yl; 1,3-thiazinan-2- or -3- or -4- or -5- or -6-yl; 3,4-dihydro-2H-1,3-thiazin-2- or -3- or -4- or -5- or -6-yl; 3,6-dihydro-2H-1,3-thiazin-2- or -3- or -4- or -5- or -6-yl; 5,6-dihydro-2H-1,3-thiazin-2- or -4- or -5- or -6-yl; 5,6-dihydro-4H-1,3-thiazin-2- or -4- or -5- or -6-yl; 2H-1,3-thiazin-2- or -4- or -5- or -6-yl; 6H-1,3-thiazin-2- or -4- or -5- or -6-yl; 4H-1,3-thiazin-2- or -4- or -5- or -6-yl. Further examples of "heterocyclyl" are a partially or fully hydrogenated heterocyclic radical having 3 heteroatoms from the group of N, O and S, for example 1,4,2-dioxazolidin-2- or -3- or -5-yl; 1,4,2-dioxazol-3- or -5-yl; 1,4,2-dioxazinan-2- or -3- or -5- or -6-yl; 5,6-dihydro-1,4,2-dioxazin-3- or -5- or -6-yl; 1,4,2-dioxazin-3- or -5- or -6-yl; 1,4,2-dioxazepan-2- or -3- or -5- or -6- or -7-yl; 6,7-dihydro-5H-1,4,2-dioxazepin-3- or -5- or -6- or -7-yl; 2,3-dihydro-7H-1,4,2-dioxazepin-2- or -3- or -5- or -6- or -7-yl; 2,3-dihydro-5H-1,4,2-dioxazepin-2- or -3- or -5- or -6- or -7-yl; 5H-1,4,2-dioxazepin-3- or -5- or -6- or -7-yl; 7H-1,4,2-dioxazepin-3- or -5- or -6- or -7-yl.

20

Independently of one another, the heterocycles listed above are preferably mono- to hexasubstituted, for example, by hydrogen, halogen, alkyl, haloalkyl, hydroxyl, alkoxy, cycloalkoxy, aryloxy, alkoxyalkyl, alkoxyalkoxy, cycloalkyl, halocycloalkyl, aryl, arylalkyl, heteroaryl, heterocyclyl, alkenyl, alkylcarbonyl, cycloalkylcarbonyl, arylcarbonyl, heteroarylcarbonyl, alkoxycarbonyl, hydroxycarbonyl, cycloalkoxycarbonyl, cycloalkylalkoxycarbonyl, alkoxycarbonylalkyl, arylalkoxycarbonyl, arylalkoxycarbonylalkyl, alkynyl, alkynylalkyl, alkylalkynyl, trisalkylsilylalkynyl, nitro, amino, cyano, haloalkoxy, haloalkylthio, alkylthio, hydrothio, hydroxyalkyl, oxo, heteroarylalkoxy, arylalkoxy, heterocyclylalkoxy, heterocyclylalkylthio, heterocycliloxy, heterocyclylthio, heteroaryloxy, bisalkylamino, alkylamino, cycloalkylamino, hydroxycarbonylalkylamino, alkoxycarbonylalkylamino, arylalkoxycarbonylalkylamino, alkoxycarbonylalkyl(alkyl)amino, aminocarbonyl, alkylaminocarbonyl, bisalkylaminocarbonyl, cycloalkylaminocarbonyl, hydroxycarbonylalkylaminocarbonyl, alkoxycarbonylalkylaminocarbonyl, arylalkoxycarbonylalkylaminocarbonyl.

When a base structure is substituted "by one or more radicals" from a list of radicals (= group) or a generically defined group of radicals, this in each case includes simultaneous substitution by a plurality of identical and/or structurally different radicals.

In the case of a partially or fully saturated nitrogen heterocycle, this may be joined to the remainder of the

molecule either via carbon or via the nitrogen.

Suitable substituents for a substituted heterocyclic radical are the substituents specified further down, and additionally also oxo and thioxo. The oxo group as a substituent on a ring carbon atom is then, for example, a carbonyl group in the heterocyclic ring. As a result, lactones and lactams are preferably also included. The oxo group may also occur on the ring heteroatoms, which may exist in different oxidation states, for example in the case of N and S, and in that case form, for example, the divalent -N(O)-, -S(O)- (also SO for short) and S(O)₂ (also SO₂ for short) groups in the heterocyclic ring. In the case of -N(O)- and -S(O)- groups, both enantiomers in each case are included.

10

According to the invention, the expression "heteroaryl" refers to heteroaromatic compounds, i.e. fully unsaturated aromatic heterocyclic compounds, preferably 5- to 7-membered rings having 1 to 4, preferably 1 or 2, identical or different heteroatoms, preferably O, S or N. Inventive heteroaryls are, for example, 1H-pyrrol-1-yl; 1H-pyrrol-2-yl; 1H-pyrrol-3-yl; furan-2-yl; furan-3-yl; thien-2-yl; thien-3-yl, 1H-imidazol-1-yl; 1H-imidazol-2-yl; 1H-imidazol-4-yl; 1H-imidazol-5-yl; 1H-pyrazol-1-yl; 1H-pyrazol-3-yl; 1H-pyrazol-4-yl; 1H-pyrazol-5-yl, 1H-1,2,3-triazol-1-yl, 1H-1,2,3-triazol-4-yl, 1H-1,2,3-triazol-5-yl, 2H-1,2,3-triazol-2-yl, 2H-1,2,3-triazol-4-yl, 1H-1,2,4-triazol-1-yl, 1H-1,2,4-triazol-3-yl, 4H-1,2,4-triazol-4-yl, 1,2,4-oxadiazol-3-yl, 1,2,4-oxadiazol-5-yl, 1,3,4-oxadiazol-2-yl, 1,2,3-oxadiazol-4-yl, 1,2,3-oxadiazol-5-yl, 1,2,5-oxadiazol-3-yl, azepinyl, pyridin-2-yl, pyridin-3-yl, pyridin-4-yl, pyrazin-2-yl, pyrazin-3-yl, pyrimidin-2-yl, pyrimidin-4-yl, pyrimidin-5-yl, pyridazin-3-yl, pyridazin-4-yl, 1,3,5-triazin-2-yl, 1,2,4-triazin-3-yl, 1,2,4-triazin-5-yl, 1,2,4-triazin-6-yl, 1,2,3-triazin-4-yl, 1,2,3-triazin-5-yl, 1,2,4-, 1,3,2-, 1,3,6- and 1,2,6-oxazinyl, isoxazol-3-yl, isoxazol-4-yl, isoxazol-5-yl, 1,3-oxazol-2-yl, 1,3-oxazol-4-yl, 1,3-oxazol-5-yl, isothiazol-3-yl, isothiazol-4-yl, isothiazol-5-yl, 1,3-thiazol-2-yl, 1,3-thiazol-4-yl, 1,3-thiazol-5-yl, oxepinyl, thiopinyl, 1,2,4-triazolonyl and 1,2,4-diazepinyl, 2H-1,2,3,4-tetrazol-5-yl, 1H-1,2,3,4-tetrazol-5-yl, 1,2,3,4-oxatriazol-5-yl, 1,2,3,4-thiatriazol-5-yl, 1,2,3,5-oxatriazol-4-yl, 1,2,3,5-thiatriazol-4-yl. The heteroaryl groups according to the invention may also be substituted by one or more identical or different radicals. If two adjacent carbon atoms are part of a further aromatic ring, the systems are fused heteroaromatic systems, such as benzofused or polyannelated heteroaromatics.

Preferred examples are quinolines (e.g. quinolin-2-yl, quinolin-3-yl, quinolin-4-yl, quinolin-5-yl, quinolin-6-yl, quinolin-7-yl, quinolin-8-yl); isoquinolines (e.g. isoquinolin-1-yl, isoquinolin-3-yl, isoquinolin-4-yl, isoquinolin-5-yl, isoquinolin-6-yl, isoquinolin-7-yl, isoquinolin-8-yl); quinoxaline; quinazoline; cinnoline; 1,5-naphthyridine; 1,6-naphthyridine; 1,7-naphthyridine; 1,8-naphthyridine; 2,6-naphthyridine; 2,7-naphthyridine; phthalazine; pyridopyrazines; pyridopyrimidines; pyridopyridazines; pteridines; pyrimidopyrimidines. Examples of heteroaryl are also 5- or 6-membered benzofused rings from the group of 1H-indol-1-yl, 1H-indol-2-yl, 1H-indol-3-yl, 1H-indol-4-yl, 1H-indol-5-yl, 1H-indol-6-yl, 1H-indol-7-yl, 1-benzofuran-2-yl, 1-benzofuran-3-yl, 1-benzofuran-4-yl, 1-benzofuran-5-yl, 1-benzofuran-6-yl, 1-benzofuran-7-yl, 1-benzothiophen-2-yl, 1-benzothiophen-3-yl, 1-benzothiophen-4-yl,

1-benzothiophen-5-yl, 1-benzothiophen-6-yl, 1-benzothiophen-7-yl, 1H-indazol-1-yl, 1H-indazol-3-yl, 1H-indazol-4-yl, 1H-indazol-5-yl, 1H-indazol-6-yl, 1H-indazol-7-yl, 2H-indazol-2-yl, 2H-indazol-3-yl, 2H-indazol-4-yl, 2H-indazol-5-yl, 2H-indazol-6-yl, 2H-indazol-7-yl, 2H-isoindol-2-yl, 2H-isoindol-1-yl, 2H-isoindol-3-yl, 2H-isoindol-4-yl, 2H-isoindol-5-yl, 2H-isoindol-6-yl; 2H-isoindol-7-yl, 1H-
5 benzimidazol-1-yl, 1H-benzimidazol-2-yl, 1H-benzimidazol-4-yl, 1H-benzimidazol-5-yl, 1H-benzimidazol-6-yl, 1H-benzimidazol-7-yl, 1,3-benzoxazol-2-yl, 1,3-benzoxazol-4-yl, 1,3-benzoxazol-5-yl, 1,3-benzoxazol-6-yl, 1,3-benzoxazol-7-yl, 1,3-benzothiazol-2-yl, 1,3-benzothiazol-4-yl, 1,3-benzothiazol-5-yl, 1,3-benzothiazol-6-yl, 1,3-benzothiazol-7-yl, 1,2-benzisoxazol-3-yl, 1,2-benzisoxazol-4-yl, 1,2-benzisoxazol-5-yl, 1,2-benzisoxazol-6-yl, 1,2-benzisoxazol-7-yl, 1,2-benzisothiazol-3-yl, 1,2-
10 benzisothiazol-4-yl, 1,2-benzisothiazol-5-yl, 1,2-benzisothiazol-6-yl, 1,2-benzisothiazol-7-yl.

Independently of one another, the heteroaryls listed above are preferably mono- to tetrasubstituted, for example, by hydrogen, halogen, alkyl, haloalkyl, hydroxyl, alkoxy, cycloalkoxy, aryloxy, alkoxyalkyl, alkoxyalkoxy, cycloalkyl, halocycloalkyl, aryl, arylalkyl, heteroaryl, heterocyclyl, alkenyl, alkylcarbonyl, 15 cycloalkylcarbonyl, arylcarbonyl, heteroarylcarbonyl, alkoxy carbonyl, hydroxycarbonyl, cycloalkoxycarbonyl, cycloalkylalkoxycarbonyl, alkoxy carbonylalkyl, arylalkoxycarbonyl, arylalkoxycarbonylalkyl, alkynyl, alkynylalkyl, alkylalkynyl, trisalkylsilylalkynyl, nitro, amino, cyano, haloalkoxy, haloalkylthio, alkylthio, hydrothio, hydroxyalkyl, oxo, heteroarylalkoxy, arylalkoxy, heterocyclylalkoxy, heterocyclylalkylthio, heterocycliloxy, heterocyclylthio, heteroaryloxy, 20 bisalkylamino, alkylamino, cycloalkylamino, hydroxycarbonylalkylamino, alkoxy carbonylalkylamino, arylalkoxycarbonylalkylamino, alkoxy carbonylalkyl(alkyl)amino, aminocarbonyl, alkylaminocarbonyl, bisalkylaminocarbonyl, cycloalkylaminocarbonyl, hydroxycarbonylalkylaminocarbonyl, alkoxy carbonylalkylaminocarbonyl, arylalkoxycarbonylalkylaminocarbonyl.

25 The term "halogen" means fluorine, chlorine, bromine or iodine. If the term is used for a radical, "halogen" means a fluorine, chlorine, bromine or iodine atom.

According to the nature of the substituents and the way in which they are joined, the compounds of the formula (I) may be present as stereoisomers. If, for example, one or more asymmetrically substituted 30 carbon atoms and/or sulfoxides are present, enantiomers and diastereomers may occur. Stereoisomers can be obtained from the mixtures obtained in the preparation by customary separation methods, for example by chromatographic separation processes. It is likewise possible to selectively prepare stereoisomers by using stereoselective reactions with use of optically active starting materials and/or auxiliaries.

35 The invention also relates to all stereoisomers and mixtures thereof which are encompassed by the formula (I) but not defined specifically. However, the following text will, for the sake of simplicity, always mention compounds of the formula (I), even though this is understood as meaning not only the pure compounds, but also, if appropriate, mixtures with various amounts of isomeric compounds.

According to the nature of the substituents defined above, the compounds of the formula (I) have acidic properties and can form salts, and if appropriate also internal salts or adducts with inorganic or organic bases or with metal ions. If the compounds of the formula (I) carry hydroxyl, carboxyl or other groups which induce acidic properties, these compounds can be reacted with bases to give salts. Suitable bases are, for example, hydroxides, carbonates, bicarbonates of the alkali metals and alkaline earth metals, in particular those of sodium, potassium, magnesium and calcium, furthermore ammonia, primary, secondary and tertiary amines having (C₁-C₄)-alkyl groups, mono-, di- and trialkanolamines of (C₁-C₄)-alkanols, choline and chlorocholine, and also organic amines such as trialkylamines, morpholine, piperidine or pyridine. These salts are compounds in which the acidic hydrogen is replaced by an agriculturally suitable cation, for example metal salts, especially alkali metal salts or alkaline earth metal salts, in particular sodium and potassium salts, or else ammonium salts, salts with organic amines or quaternary ammonium salts, for example with cations of the formula [NRR'R''R''']⁺ in which R to R''' each independently of one another represent an organic radical, in particular alkyl, aryl, aralkyl or alkylaryl. Also suitable are alkylsulfonium and alkylsulfoxonium salts, such as (C₁-C₄)-trialkylsulfonium and (C₁-C₄)-trialkylsulfoxonium salts.

The compounds of the formula (I) can form salts by addition of a suitable inorganic or organic acid, for example mineral acids, for example HCl, HBr, H₂SO₄, H₃PO₄ or HNO₃, or organic acids, for example carboxylic acids such as formic acid, acetic acid, propionic acid, oxalic acid, lactic acid or salicylic acid or sulfonic acids, for example p-toluenesulfonic acid, onto a basic group, for example amino, alkylamino, dialkylamino, piperidino, morpholino or pyridino. In such a case, these salts comprise the conjugated base of the acid as the anion.

Suitable substituents present in deprotonated form, such as, for example, sulfonic acids or carboxylic acids, may form inner salts with groups which for their part can be protonated, such as amino groups.

If a group is polysubstituted by radicals, this means that this group is substituted by one or more identical or different radicals from those mentioned.

In all the formulae specified hereinafter, the substituents and symbols have the same meaning as described in formula (I), unless defined differently. Arrows in a chemical formula denote the points at which it is joined to the rest of the molecule.

There follows a description of preferred, particularly preferred and very particularly preferred definitions of each of the individual substituents. The other substituents of the general formula (I) which are not specified hereinafter have the definition given above.

According to a first embodiment of the present invention,

R¹ and R² preferably independently of one another each represent hydrogen, fluorine, chlorine or cyano, or represent (C₁-C₃)-alkyl or (C₁-C₃)-alkoxy which are in each case substituted by m radicals from the group consisting of fluorine, chlorine, bromine and cyano.

5

Particularly preferably, R¹ and R² independently of one another each represent hydrogen, fluorine, chlorine or cyano, or represent methyl or methoxy which are in each case substituted by m radicals from the group consisting of fluorine and chlorine.

10 Most preferably, R¹ and R² each represent hydrogen.

According to a second embodiment of the present invention,

R³ preferably represents cyano, or (C₁-C₄)-alkyl, (C₃-C₅)-cycloalkyl, (C₂-C₄)-alkenyl, (C₂-C₄)-alkynyl or (C₁-C₄)-alkoxy, each of which is substituted by m radicals from the group consisting of fluorine, chlorine, bromine, cyano, (C₁-C₄)-alkoxy and hydroxy.

15

Particularly preferably, R³ represents (C₁-C₃)-alkyl, (C₃-C₄)-cycloalkyl, (C₂-C₃)-alkenyl or (C₁-C₃)-alkoxy, each of which is substituted by m radicals from the group consisting of fluorine, chlorine and (C₁-C₂)-alkoxy.

20

According to a third embodiment of the present invention,

R⁴ preferably represents hydrogen, or represents (C₁-C₆)-alkyl, (C₃-C₆)-cycloalkyl, (C₃-C₆)-cycloalkyl-(C₁-C₆)-alkyl, (C₂-C₆)-alkenyl, (C₅-C₆)-cycloalkenyl or (C₂-C₆)-alkynyl, each of which is substituted by m radicals from the group consisting of fluorine, chlorine, bromine, cyano, (C₁-C₄)-alkoxy, hydroxy and aryl.

25

According to a fourth embodiment of the present invention,

Y represents oxygen.

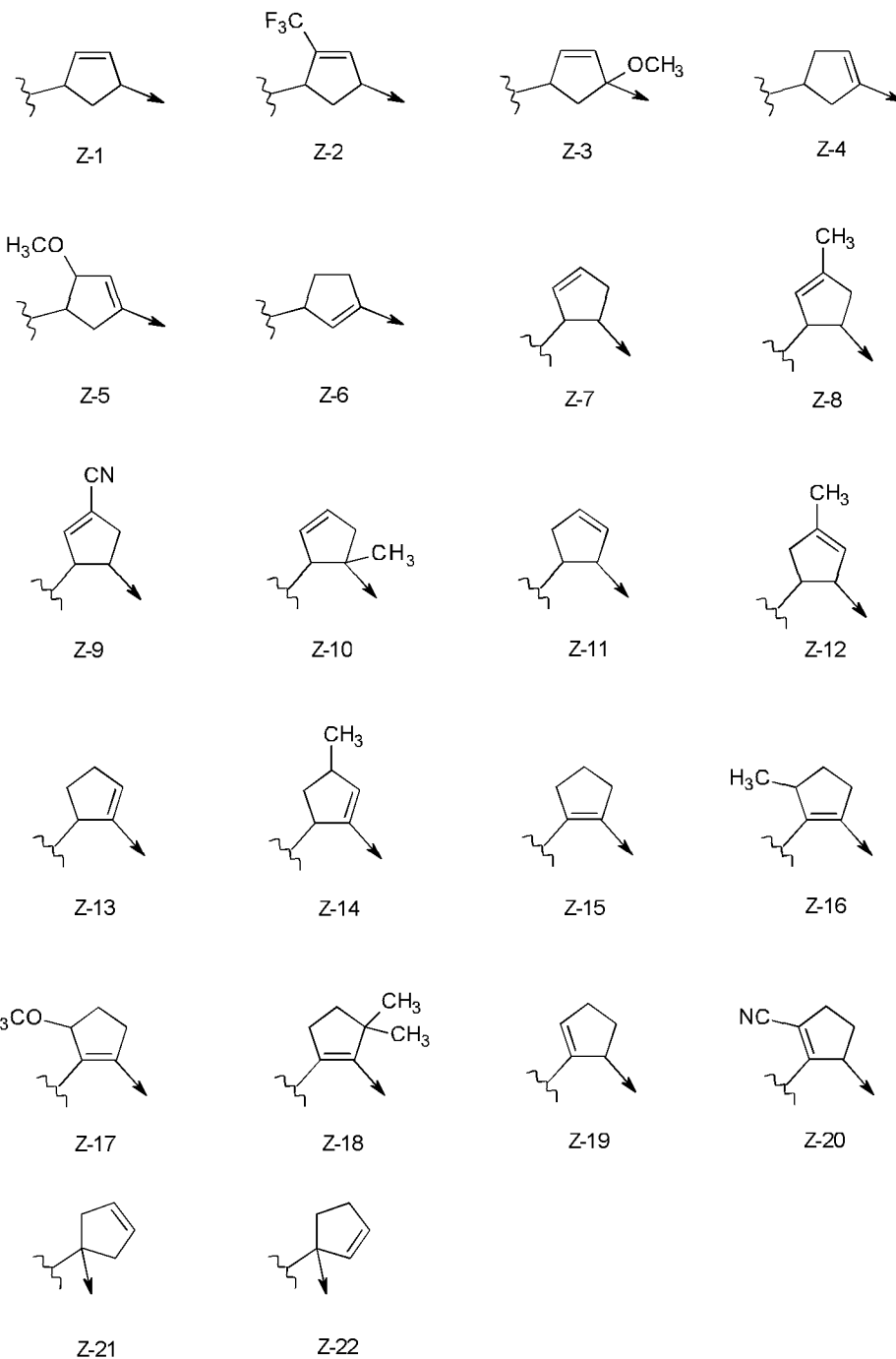
30 According to a fifth embodiment of the present invention,

W represents oxygen.

According to a sixth embodiment of the present invention,

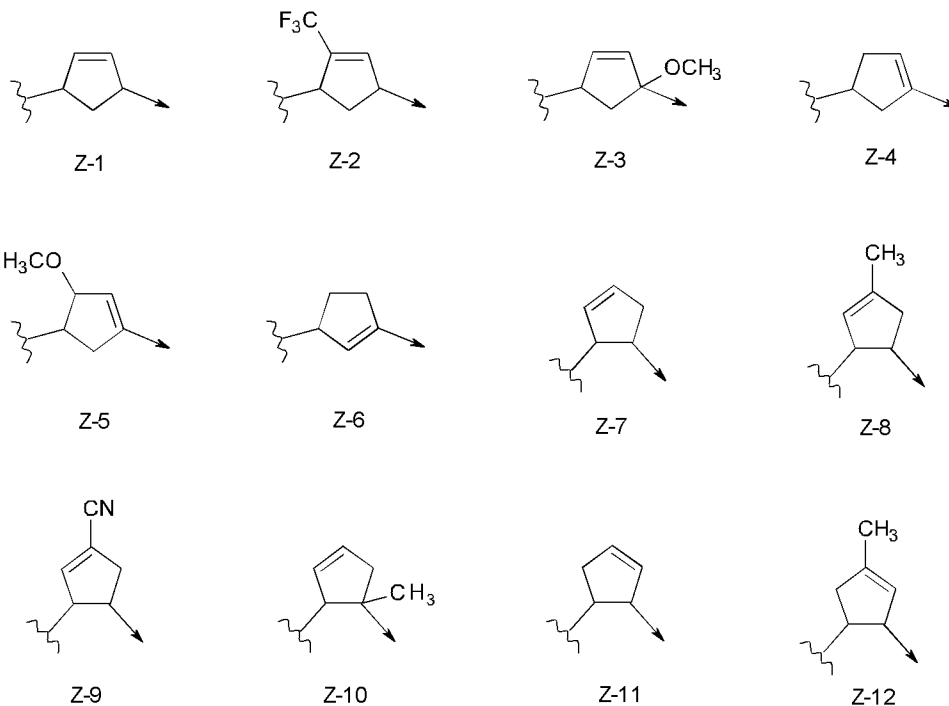
35

Z preferably represents a group Z-1 to Z-22, where Z-1 to Z-22 have the following meaning:



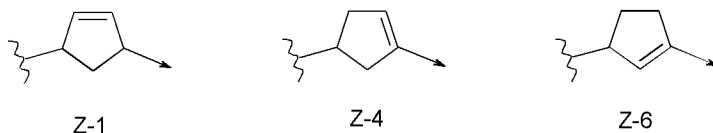
where the arrow in each case denotes a bond to the group C=W of the formula (I).

Particularly preferably, Z represents a group Z-1 to Z-12, where Z-1 to Z-12 have the following meaning:



where the arrow in each case denotes a bond to the group C=W of the formula (I).

Most preferably, Z represents Z-1, Z-4 or Z-6:



5

where the arrow in each case denotes a bond to the group C=W of the formula (I).

According to a seventh embodiment of the present invention,

- 10 R¹⁰ preferably represents fluorine, chlorine, cyano, CO₂H, CO₂CH₃ or CO₂CH₂CH₃, or represents (C₁-C₂)-alkyl or (C₁-C₂)-alkoxy, each of which is substituted by m radicals from the group consisting of fluorine and chlorine.

According to an eighth embodiment of the present invention,

15

- R¹¹ preferably represents hydrogen, or represents (C₁-C₃)-alkyl or (C₃-C₆)-cycloalkyl, each of which is substituted by m radicals from the group consisting of fluorine and chlorine.

According to a ninth embodiment of the present invention,

20

R¹² preferably represents hydrogen, cyano, OR⁷, S(O)_nR⁵, SO₂NR⁶R⁷, COR⁶, NR⁶R⁸, NR⁶COR⁸ or NR⁶SO₂R⁸, or represents (C₁-C₆)-alkyl, (C₃-C₆)-cycloalkyl, (C₂-C₃)-alkenyl or (C₂-C₃)-alkynyl, each of which is substituted by m radicals from the group consisting of fluorine, chlorine, bromine, cyano, OR⁷, S(O)_nR⁵, NR⁶R⁸ and NR⁶CO₂R⁸.

5

According to a tenth embodiment of the present invention,

R¹¹ and R¹² together with the nitrogen atom to which they are attached preferably form a saturated, partially or fully unsaturated five-, six- or seven-membered ring which is optionally mono- to
 10 hexasubstituted by radicals from the group consisting of halogen, cyano, nitro, (C₁-C₆)-alkyl, halo-(C₁-C₆)-alkyl, oxo, OR⁷, S(O)_nR⁵, CO₂R⁸, COR⁶, NR⁶R⁸ and NR⁶SO₂R⁸ and which, in addition to this nitrogen atom, contains r carbon atoms, o oxygen atoms, p sulfur atoms and q elements from the group consisting of NR⁷ and NCOR⁷ as ring atoms.

15 Particularly preferably, R¹¹ and R¹² together with the nitrogen atom to which they are attached form a saturated, partially or fully unsaturated five-, six- or seven-membered ring which is optionally mono- to hexasubstituted by radicals from the group consisting of halogen, cyano, nitro, (C₁-C₆)-alkyl, halo-(C₁-C₆)-alkyl, oxo, OR⁷, CO₂R⁸ and NR⁶SO₂R⁸ and which, in addition to this nitrogen atom, contains r carbon atoms, o oxygen atoms, p sulfur atoms and q elements from the group consisting of NR⁷ and NCOR⁷ as ring atoms.

20

Most preferably, R¹¹ and R¹² together with the nitrogen atom to which they are attached form a saturated, partially or fully unsaturated five-, six- or seven-membered ring which is optionally mono- to hexasubstituted by radicals from the group consisting of halogen, (C₁-C₆)-alkyl, halo-(C₁-C₆)-alkyl and oxo and which, in addition to this nitrogen atom, contains r carbon atoms, o oxygen atoms, p sulfur atoms and
 25 q elements from the group consisting of NR⁷ and NCOR⁷ as ring atoms.

According to an eleventh embodiment of the present invention,

X², X⁴ and X⁶ preferably independently of one another each represent hydrogen, fluorine, chlorine, bromine or cyano, or represent methyl or methoxy, each of which is substituted by m radicals from the
 30 group consisting of fluorine and chlorine.

Particularly preferably, X², X⁴ and X⁶ independently of one another represent hydrogen or fluorine.

35 According to a twelfth embodiment of the present invention,

X³ and X⁵ preferably independently of one another each represent hydrogen, fluorine, chlorine, bromine, hydroxy or cyano, or represent (C₁-C₃)-alkyl, (C₁-C₃)-alkoxy, (C₃-C₄)-cycloalkyl, (C₂-C₃)-

alkenyl or (C₂-C₃)-alkynyl, each of which is substituted by m radicals from the group consisting of fluorine, chlorine and bromine.

Particularly preferably, X³ and X⁵ independently of one another each represent hydrogen, fluorine,
5 chlorine, CF₃, CHF₂ or methyl.

According to a thirteenth embodiment of the present invention,

R⁵ preferably represents (C₁-C₆)-alkyl or (C₃-C₆)-cycloalkyl, each of which is substituted by m radicals
10 from the group consisting of fluorine and chlorine.

According to a fourteenth embodiment of the present invention,

R⁷ preferably represents hydrogen, or represents (C₁-C₆)-alkyl or (C₃-C₆)-cycloalkyl, each of which
15 is substituted by m radicals from the group consisting of fluorine, chlorine and (C₁-C₂)-alkoxy.

According to a fifteenth embodiment of the present invention,

R⁸ preferably represents hydrogen, or represents (C₁-C₆)-alkyl or (C₃-C₆)-cycloalkyl, each of which
20 is substituted by m radicals from the group consisting of fluorine, chlorine and (C₁-C₂)-alkoxy.

According to a sixteenth embodiment of the present invention,

m represents the running number 0, 1, 2 or 3.
25

In the context of the present invention, the individual preferred, particularly preferred and most preferred meanings of the substituents R¹ to R⁸, R¹⁰ to R¹², X² to X⁶, W, Y and Z, and the running numbers k, m, n, o, p, q and r can be combined with one another as desired.

This means that the present invention encompasses compounds of the general formula (I) in which, for
30 example, the substituent R¹ has a preferred definition and the substituents R⁵ to R⁷ have the general definition or else the substituent R² has a preferred definition, the substituent R³ has a particularly preferred or very particularly preferred definition and the remaining substituents have a general definition.

Four of these combinations of the definitions given above for the substituents R¹ to R⁸, R¹⁰ to R¹², X² to X⁶, W, Y and Z, and for the running numbers k, m, n, o, p, q and r are illustrated below by way of example,
35 and each of them is disclosed as a further embodiment:

According to a seventeenth embodiment of the present invention,

G represents a group of the formula OR^4 ;

5 R^1 and R^2 independently of one another each represent hydrogen, fluorine, chlorine or cyano, or represent (C₁-C₃)-alkyl or (C₁-C₃)-alkoxy which are in each case substituted by m radicals from the group consisting of fluorine, chlorine, bromine and cyano;

10 R^3 represents cyano, or represents (C₁-C₃)-alkyl, (C₃-C₄)-cycloalkyl, (C₂-C₃)-alkenyl, (C₂-C₃)-alkynyl or (C₁-C₃)-alkoxy, each of which is substituted by m radicals from the group consisting of fluorine, chlorine, bromine, cyano, (C₁-C₂)-alkoxy and hydroxy;

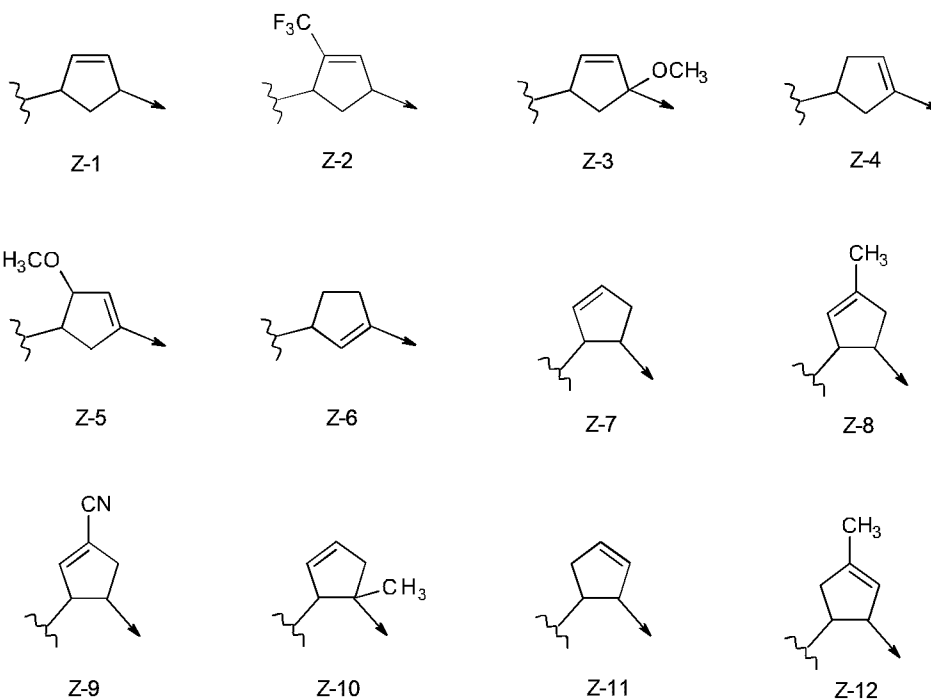
15 R^4 represents hydrogen, or represents (C₁-C₆)-alkyl, (C₃-C₆)-cycloalkyl, (C₃-C₆)-cycloalkyl-(C₁-C₆)-alkyl, (C₂-C₆)-alkenyl, (C₅-C₆)-cycloalkenyl or (C₂-C₆)-alkynyl, each of which is substituted by m radicals from the group consisting of fluorine, chlorine, bromine, cyano, (C₁-C₄)-alkoxy, hydroxy and aryl.

Y represents oxygen;

W represents oxygen;

20

Z represents a group Z-1 to Z-12, where Z-1 to Z-12 have the following meaning:



where the arrow in each case denotes a bond to the group C=W of the formula (I);

5 X^2 , X^4 and X^6 independently of one another each represent hydrogen, fluorine, chlorine, bromine or cyano, or represent methyl or methoxy, each of which is substituted by m radicals from the group consisting of fluorine and chlorine;

10 X^3 and X^5 independently of one another each represent hydrogen, fluorine, chlorine, bromine, hydroxy or cyano, or represent (C₁-C₃)-alkyl, (C₁-C₃)-alkoxy, (C₃-C₄)-cycloalkyl, (C₂-C₃)-alkenyl or (C₂-C₃)-alkynyl, each of which is substituted by m radicals from the group consisting of fluorine, chlorine and bromine; and

m represents the running number 0, 1, 2 or 3.

15 According to an eighteenth embodiment of the present invention,

G represents a group of the formula OR⁴;

R¹ and R² each represent hydrogen;

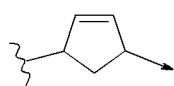
20 R³ represents (C₁-C₃)-alkyl, (C₃-C₄)-cycloalkyl, (C₂-C₃)-alkenyl or (C₁-C₃)-alkoxy, each of which is substituted by m radicals from the group consisting of fluorine, chlorine and (C₁-C₂)-alkoxy;

25 R⁴ represents hydrogen, or represents (C₁-C₆)-alkyl, (C₃-C₆)-cycloalkyl, (C₃-C₆)-cycloalkyl-(C₁-C₆)-alkyl, (C₂-C₆)-alkenyl, (C₅-C₆)-cycloalkenyl or (C₂-C₆)-alkynyl, each of which is substituted by m radicals from the group consisting of fluorine, chlorine, bromine, cyano, (C₁-C₄)-alkoxy, hydroxy and aryl;

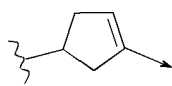
Y represents oxygen;

30 W represents oxygen;

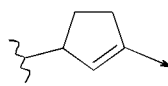
Z represents a group Z-1, Z-4 or Z-6:



Z-1



Z-4



Z-6

where the arrow in each case denotes a bond to the group C=W of the formula (I);

35

X², X⁴ and X⁶ independently of one another each represent hydrogen or fluorine;

X³ and X⁵ independently of one another each represent hydrogen, fluorine, chlorine, CF₃, CHF₂ or methyl;
and

5

m represents the running number 0, 1, 2 or 3.

According to a nineteenth embodiment of the present invention,

10

G represents a group of the formula NR¹¹R¹²;

R¹ and R² independently of one another each represent hydrogen, fluorine, chlorine or cyano, or represent (C₁-C₃)-alkyl or (C₁-C₃)-alkoxy which are in each case substituted by m radicals from the group consisting of fluorine, chlorine, bromine and cyano;

15

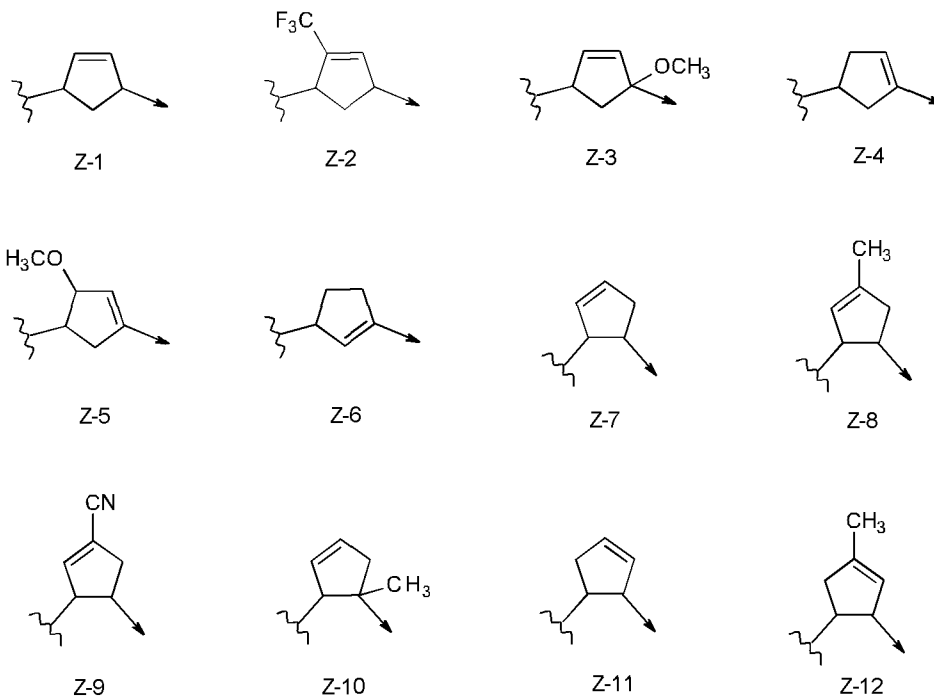
R³ represents cyano, or represents (C₁-C₃)-alkyl, (C₃-C₄)-cycloalkyl, (C₂-C₃)-alkenyl or (C₁-C₃)-alkoxy, each of which is substituted by m radicals from the group consisting of fluorine, chlorine, bromine, cyano, (C₁-C₂)-alkoxy and hydroxy;

20

Y represents oxygen;

W represents oxygen;

Z represents a group Z-1 to Z-12, where Z-1 to Z-12 have the following meaning:



where the arrow in each case denotes a bond to the group C=W of the formula (I);

5 X^2 , X^4 and X^6 independently of one another each represent hydrogen, fluorine, chlorine, bromine or cyano, or represent methyl or methoxy, each of which is substituted by m radicals from the group consisting of fluorine and chlorine;

10 X^3 and X^5 independently of one another each represent hydrogen, fluorine, chlorine, bromine, hydroxy or cyano, or represent (C₁-C₃)-alkyl, (C₁-C₃)-alkoxy, (C₃-C₄)-cycloalkyl, (C₂-C₃)-alkenyl or (C₂-C₃)-alkynyl, each of which is substituted by m radicals from the group consisting of fluorine, chlorine and bromine; and

15 R^5 represents (C₁-C₆)-alkyl or (C₃-C₆)-cycloalkyl, each of which is substituted by m radicals from the group consisting of fluorine and chlorine;

R^6 represents hydrogen or R^5 ;

20 R^7 represents hydrogen, or represents (C₁-C₆)-alkyl or (C₃-C₆)-cycloalkyl, each of which is substituted by m radicals from the group consisting of fluorine, chlorine and (C₁-C₂)-alkoxy;

R^8 represents hydrogen, or represents (C₁-C₆)-alkyl or (C₃-C₆)-cycloalkyl, each of which is substituted by m radicals from the group consisting of fluorine, chlorine and (C₁-C₂)-alkoxy;

R¹¹ represents hydrogen, or represents (C₁-C₃)-alkyl or (C₃-C₆)-cycloalkyl, each of which is substituted by m radicals from the group consisting of fluorine and chlorine;

5 R¹² preferably represents hydrogen, cyano, OR⁷, S(O)_nR⁵, SO₂NR⁶R⁷, COR⁶, NR⁶R⁸, NR⁶COR⁸ or NR⁶SO₂R⁸, or represents (C₁-C₆)-alkyl, (C₃-C₆)-cycloalkyl, (C₂-C₃)-alkenyl or (C₂-C₃)-alkynyl, each of which is substituted by m radicals from the group consisting of fluorine, chlorine, bromine, cyano, OR⁷, S(O)_nR⁵, NR⁶R⁸ and NR⁶CO₂R⁸;

or

10

R¹¹ and R¹² together with the nitrogen atom to which they are attached form a saturated, partially or fully unsaturated five-, six- or seven-membered ring which is optionally mono- to hexasubstituted by radicals from the group consisting of halogen, cyano, nitro, (C₁-C₆)-alkyl, halo-(C₁-C₆)-alkyl, oxo, OR⁷, CO₂R⁸ and NR⁶SO₂R⁸ and which, in addition to this nitrogen atom, contains r carbon atoms, o oxygen atoms, p sulfur atoms and q elements from the group consisting of NR⁷ and NCOR⁷ as ring atoms;

15

m represents the running number 0, 1, 2 or 3;

20 n represents the running number 0, 1 or 2;

o represents the running number 0, 1 or 2;

p represents the running number 0 or 1;

25

q represents the running number 0 or 1; and

r represents the running number 3, 4 or 5.

30 According to a twentieth embodiment of the present invention,

G represents a group of the formula NR¹¹R¹²;

R¹ and R² each represent hydrogen;

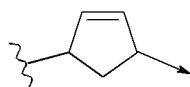
35

R³ represents (C₁-C₃)-alkyl, (C₃-C₄)-cycloalkyl, (C₂-C₃)-alkenyl or (C₁-C₃)-alkoxy, each of which is substituted by m radicals from the group consisting of fluorine, chlorine and (C₁-C₂)-alkoxy;

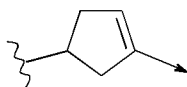
Y represents oxygen;

W represents oxygen;

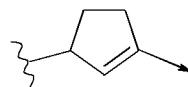
5 Z represents a group Z-1, Z-4 or Z-6:



Z-1



Z-4



Z-6

where the arrow in each case denotes a bond to the group C=W of the formula (I);

X^2 , X^4 and X^6 independently of one another each represent hydrogen or fluorine;

10

X^3 and X^5 independently of one another each represent hydrogen, fluorine, chlorine, CF_3 , CHF_2 or methyl;

R^5 represents (C_1-C_6) -alkyl or (C_3-C_6) -cycloalkyl, each of which is substituted by m radicals from the group consisting of fluorine and chlorine;

15

R^6 represents hydrogen or R^5 ;

R^7 represents hydrogen, or represents (C_1-C_6) -alkyl or (C_3-C_6) -cycloalkyl, each of which is substituted by m radicals from the group consisting of fluorine, chlorine and (C_1-C_2) -alkoxy;

20

R^8 represents hydrogen, or represents (C_1-C_6) -alkyl or (C_3-C_6) -cycloalkyl, each of which is substituted by m radicals from the group consisting of fluorine, chlorine and (C_1-C_2) -alkoxy;

R^{11} represents hydrogen, or represents (C_1-C_3) -alkyl or (C_3-C_6) -cycloalkyl, each of which is substituted by m radicals from the group consisting of fluorine and chlorine;

25

R^{12} represents hydrogen, cyano, OR^7 , $S(O)_n R^5$, $SO_2NR^6R^7$, COR^6 , NR^6R^8 , NR^6COR^8 or $NR^6SO_2R^8$, or represents (C_1-C_6) -alkyl, (C_3-C_6) -cycloalkyl, (C_2-C_3) -alkenyl or (C_2-C_3) -alkynyl, each of which is substituted by m radicals from the group consisting of fluorine, chlorine, bromine, cyano, OR^7 , $S(O)_n R^5$, NR^6R^8 and $NR^6CO_2R^8$;

30

or

R¹¹ and R¹² together with the nitrogen atom to which they are attached form a saturated, partially or fully unsaturated five-, six- or seven-membered ring which is optionally mono- to hexasubstituted by radicals from the group consisting of halogen, (C₁-C₆)-alkyl, halo-(C₁-C₆)-alkyl and oxo and which, in addition to this nitrogen atom, contains r carbon atoms, o oxygen atoms, p sulfur atoms and q elements from the group consisting of NR⁷ and NCOR⁷ as ring atoms;

- m represents the running number 0, 1, 2 or 3;
- 10 n represents the running number 0, 1 or 2;
- o represents the running number 0, 1 or 2;
- p represents the running number 0 or 1;
- 15 q represents the running number 0 or 1; and
- r represents the running number 3, 4 or 5.
- 20 Examples of the compounds of the general formula (I) are shown below in tabular form. Table 1 below specifies the substituents defined in general terms in formula (I).

Table 1.1: Compounds of the general formula (I) in which X² = X⁴ = X⁶ = R¹ = R² = H, Y = W = O and G = OR⁴

Example No.:	X ³	X ⁵	R ³	Z	R ⁴	Comment
I-001	H	F	CH ₃	Z-1	H	(1R,4S)-cyclopent-2-en-1-carboxyl
I-002	H	F	CH ₃	Z-1	H	(1S,4R)-cyclopent-2-en-1-carboxyl
I-003	H	F	CH ₃	Z-1	CH ₃	(1R,4S)-cyclopent-2-en-1-carboxyl
I-004	H	F	CH ₃	Z-1	CH ₃	(1S,4R)-cyclopent-2-en-1-carboxyl
I-005	H	F	CH ₃	Z-1	CH ₂ CH ₃	(1R,4S)-cyclopent-2-en-1-carboxyl
I-006	H	F	CH ₃	Z-1	CH ₂ CH ₃	(1S,4R)-cyclopent-2-en-1-carboxyl
I-007	F	F	CH ₃	Z-1	C(CH ₃) ₃	(1S,4R)-cyclopent-2-en-1-carboxyl

Example No.:	X ³	X ⁵	R ³	Z	R ⁴	Comment
I-008	F	F	CH ₃	Z-1	benzyl	(1S,4R)-cyclopent-2-en-1-carboxyl
I-009	F	F	CH ₃	Z-1	CH ₂ CH ₂ Cl	(1S,4R)-cyclopent-2-en-1-carboxyl
I-010	F	F	CH ₃	Z-1	CH ₂ CF ₃	(1S,4R)-cyclopent-2-en-1-carboxyl
I-011	F	F	(S) - CH=CH ₂	Z-1	H	(1S,4R)-cyclopent-2-en-1-carboxyl
I-012	F	F	(S) - CH=CH ₂	Z-1	CH ₃	(1S,4R)-cyclopent-2-en-1-carboxyl
I-013	F	F	(S) - CH=CH ₂	Z-1	CH ₂ CH ₃	(1S,4R)-cyclopent-2-en-1-carboxyl
I-014	F	F	(S) - CH=CH ₂	Z-1	H	(1R,4R)-cyclopent-2-en-1-carboxyl
I-015	F	F	CH=CH ₂	Z-1	CH ₂ CF ₃	(1S,4R)-cyclopent-2-en-1-carboxyl
I-016	F	F	CH=CH ₂	Z-1	CH ₂ CHF ₂	(1S,4R)-cyclopent-2-en-1-carboxyl
I-017	F	F	CH=CH ₂	Z-1	CH ₂ CH ₂ CF ₃	(1S,4R)-cyclopent-2-en-1-carboxyl
I-018	F	F	CH=CH ₂	Z-1	CH ₂ CH ₂ OCH ₃	(1S,4R)-cyclopent-2-en-1-carboxyl
I-019	F	F	CH ₃ O	Z-1	CH ₃	(1S,4R)-cyclopent-2-en-1-carboxyl
I-020	F	F	CH ₃ O	Z-1	CH ₂ CH ₃	(1S,4R)-cyclopent-2-en-1-carboxyl
I-020	F	F	CH ₃ O	Z-1	CH ₂ CH ₃	(1S,4R)-cyclopent-2-en-1-carboxyl
I-021	H	H	CF ₃	Z-1	CH ₂ CH ₃	(1S,4R)-cyclopent-2-en-1-carboxyl
I-022	CH ₃	F	CF ₃	Z-1	CH ₂ CH ₃	(1S,4R)-cyclopent-2-en-1-carboxyl
I-023	CH ₃	Cl	CF ₃	Z-1	CH ₂ CH ₃	(1S,4R)-cyclopent-2-en-1-carboxyl
I-024	CH ₃	F	CF ₃	Z-1	CH ₃	(1S,4R)-cyclopent-2-en-1-carboxyl
I-025	H	H	CF ₃	Z-1	CH ₂ CH ₂ Cl	(1S,4R)-cyclopent-2-en-1-carboxyl
I-026	H	H	CF ₃	Z-1	CH ₃	(1S,4R)-cyclopent-2-en-1-carboxyl
I-027	CH ₃	Cl	CF ₃	Z-1	CH ₃	(1S,4R)-cyclopent-2-en-1-carboxyl
I-028	CH ₃	Cl	CF ₃	Z-1	CH ₂ CH ₂ Cl	(1S,4R)-cyclopent-2-en-1-carboxyl
I-029	CH ₃	Cl	CF ₃	Z-1	CH ₂ CF ₃	(1S,4R)-cyclopent-2-en-1-carboxyl
I-030	H	H	CF ₃	Z-1	CH ₂ CF ₃	(1S,4R)-cyclopent-2-en-1-carboxyl
I-031	CH ₃	F	CF ₃	Z-1	CH ₂ CH ₂ Cl	(1S,4R)-cyclopent-2-en-1-carboxyl
I-032	CH ₃	F	CF ₃	Z-1	CH ₂ CF ₃	(1S,4R)-cyclopent-2-en-1-carboxyl

Example No.:	X ³	X ⁵	R ³	Z	R ⁴	Comment
I-033	F	F	CH=CH ₂	Z-1	benzyl	(1S,4R)-cyclopent-2-en-1-carboxyl
I-034	F	F	CH=CH ₂	Z-1	CH(CH ₃) ₂	(1S,4R)-cyclopent-2-en-1-carboxyl
I-035	F	F	CH=CH ₂	Z-1	CH ₃	(1S,4R)-cyclopent-2-en-1-carboxyl
I-036	CF ₃	CH ₃	CF ₃	Z-1	CH ₂ CH ₃	(1S,4R)-cyclopent-2-en-1-carboxyl
I-037	F	F	CH=CH ₂	Z-1	H	(1S,4R)-cyclopent-2-en-1-carboxyl
I-038	Cl	Cl	CF ₃	Z-1	CH ₂ CH ₃	(1S,4R)-cyclopent-2-en-1-carboxyl
I-039	Cl	Cl	CF ₃	Z-1	CH ₃	(1S,4R)-cyclopent-2-en-1-carboxyl
I-040	Cl	Cl	CF ₃	Z-1	CH ₂ CH ₂ Cl	(1S,4R)-cyclopent-2-en-1-carboxyl
I-041	Cl	Cl	CF ₃	Z-1	CH ₂ CF ₃	(1S,4R)-cyclopent-2-en-1-carboxyl
I-042	H	Cl	CF ₃	Z-1	CH ₂ CH ₃	(1S,4R)-cyclopent-2-en-1-carboxyl
I-043	CH ₃ O	$\begin{matrix} \text{CH}_3 \\ \text{O} \end{matrix}$	CF ₃	Z-1	CH ₂ CH ₃	(1S,4R)-cyclopent-2-en-1-carboxyl
I-044	CH ₃ O	$\begin{matrix} \text{CH}_3 \\ \text{O} \end{matrix}$	CF ₃	Z-1	CH ₂ CH ₂ Cl	(1S,4R)-cyclopent-2-en-1-carboxyl
I-045	H	Cl	CF ₃	Z-1	CH ₂ CH ₂ Cl	(1S,4R)-cyclopent-2-en-1-carboxyl
I-046	H	Cl	CF ₃	Z-1	CH ₃	(1S,4R)-cyclopent-2-en-1-carboxyl
I-047	CH ₃ O	$\begin{matrix} \text{CH}_3 \\ \text{O} \end{matrix}$	CF ₃	Z-1	CH ₃	(1S,4R)-cyclopent-2-en-1-carboxyl
I-048	CF ₃	CH ₃	CF ₃	Z-1	CH ₃	(1S,4R)-cyclopent-2-en-1-carboxyl
I-049	CF ₃	CH ₃	CF ₃	Z-1	CH ₂ CH ₂ Cl	(1S,4R)-cyclopent-2-en-1-carboxyl
I-050	CF ₃	CH ₃	CF ₃	Z-1	CH ₂ CF ₃	(1S,4R)-cyclopent-2-en-1-carboxyl
I-051	H	Cl	CF ₃	Z-1	CH ₂ CF ₃	(1S,4R)-cyclopent-2-en-1-carboxyl
I-052	CH ₃ O	$\begin{matrix} \text{CH}_3 \\ \text{O} \end{matrix}$	CF ₃	Z-1	CH ₂ CF ₃	(1S,4R)-cyclopent-2-en-1-carboxyl
I-053	CH ₃	CH ₃	CF ₃	Z-1	CH ₂ CH ₃	(1S,4R)-cyclopent-2-en-1-carboxyl
I-054	F	F	(S) - CH=CH ₂	Z-1	CH ₃	(1R,4R)-cyclopent-2-en-1-carboxyl
I-055	CH ₃	CH ₃	CF ₃	Z-1	CH ₃	(1S,4R)-cyclopent-2-en-1-carboxyl
I-056	CH ₃	CH ₃	CF ₃	Z-1	CH ₂ CH ₂ Cl	(1S,4R)-cyclopent-2-en-1-carboxyl
I-057	CH ₃	CH ₃	CF ₃	Z-1	CH ₂ CF ₃	(1S,4R)-cyclopent-2-en-1-carboxyl
I-058	F	F	CF ₃	Z-1	CH ₂ CH ₃	(1S,4R)-cyclopent-2-en-1-carboxyl

Example No.:	X ³	X ⁵	R ³	Z	R ⁴	Comment
I-059	F	F	CH ₃	Z-1	CH ₂ CH ₃	(1S,4R)-cyclopent-2-en-1-carboxyl
I-060	F	F	CH=CH ₂	Z-1	C(CH ₃) ₃	(1R,4S)-cyclopent-2-en-1-carboxyl
I-061	F	F	CH=CH ₂	Z-1	CH ₂ CH ₂ Cl	(1R,4S)-cyclopent-2-en-1-carboxyl
I-062	F	F	(R) - CF ₃	Z-1	CH ₃	(1R,4R)-cyclopent-2-en-1-carboxyl
I-063	F	F	CF ₃	Z-1	CH ₃	(1S,4R)-cyclopent-2-en-1-carboxyl
I-064	F	F	CF ₃	Z-1	CH(CH ₃) ₂	(1S,4R)-cyclopent-2-en-1-carboxyl
I-065	F	F	CF ₃	Z-1	benzyl	(1S,4R)-cyclopent-2-en-1-carboxyl
I-066	F	F	CF ₃	Z-1	C(CH ₃) ₃	(1S,4R)-cyclopent-2-en-1-carboxyl
I-067	F	F	CF ₃	Z-1	CH ₂ CH ₂ Cl	(1S,4R)-cyclopent-2-en-1-carboxyl
I-068	F	F	CF ₃	Z-1	CH ₂ CF ₃	(1S,4R)-cyclopent-2-en-1-carboxyl
I-069	CN	H	CH ₃	Z-1	CH ₂ CH ₃	(1S,4R)-cyclopent-2-en-1-carboxyl
I-070	CN	H	CH ₃	Z-1	H	(1S,4R)-cyclopent-2-en-1-carboxyl
I-071	CN	F	CF ₃	Z-1	CH ₂ CH ₃	(1S,4R)-cyclopent-2-en-1-carboxyl
I-072	CN	H	CF ₃	Z-1	CH ₂ CH ₃	(1S,4R)-cyclopent-2-en-1-carboxyl
I-073	CN	F	CH ₃	Z-1	CH ₂ CH ₃	(1S,4R)-cyclopent-2-en-1-carboxyl
I-074	CON H ₂	F	CH ₃	Z-1	CH ₂ CH ₃	(1S,4R)-cyclopent-2-en-1-carboxyl
I-075	CN	F	CH ₃	Z-1	H	(1S,4R)-cyclopent-2-en-1-carboxyl
I-076	F	F	(R) - CF ₃	Z-1	CH ₂ CH ₂ OCH ₃	(1S,4R)-cyclopent-2-en-1-carboxyl
I-077	F	F	(R) - CF ₃	Z-1	CH ₂ CH ₂ OCH ₂ CH ₃	(1S,4R)-cyclopent-2-en-1-carboxyl
I-078	Cl	F	CF ₃	Z-1	CH ₂ CH ₃	(1S,4R)-cyclopent-2-en-1-carboxyl
I-079	CN	H	CH ₃	Z-1	CH ₂ CH ₂ Cl	(1S,4R)-cyclopent-2-en-1-carboxyl
I-080	CN	H	CH ₃	Z-1	CH ₃	(1S,4R)-cyclopent-2-en-1-carboxyl
I-081	CN	H	CH ₃	Z-1	CH ₂ CH ₂ OCH ₃	(1S,4R)-cyclopent-2-en-1-carboxyl
I-082	CN	F	CH ₃	Z-1	CH ₂ CH ₂ OCH ₃	(1S,4R)-cyclopent-2-en-1-carboxyl
I-083	CN	F	CH ₃	Z-1	CH ₂ CH ₂ Cl	(1S,4R)-cyclopent-2-en-1-carboxyl
I-084	CN	F	CH ₃	Z-1	CH ₃	(1S,4R)-cyclopent-2-en-1-carboxyl

Example No.:	X ³	X ⁵	R ³	Z	R ⁴	Comment
I-085	CN	H	CF ₃	Z-1	H	(1S,4R)-cyclopent-2-en-1-carboxyl
I-086	CN	H	CF ₃	Z-1	CH ₂ CH ₂ OCH ₃	(1S,4R)-cyclopent-2-en-1-carboxyl
I-087	CN	H	CF ₃	Z-1	CH ₃	(1S,4R)-cyclopent-2-en-1-carboxyl
I-088	CN	H	CF ₃	Z-1	CH ₂ CH ₂ Cl	(1S,4R)-cyclopent-2-en-1-carboxyl
I-089	CN	F	CF ₃	Z-1	CH ₂ CH ₂ Cl	(1S,4R)-cyclopent-2-en-1-carboxyl
I-090	CN	F	CF ₃	Z-1	H	(1S,4R)-cyclopent-2-en-1-carboxyl
I-091	F	F	cyclopropyl	Z-1	CH ₂ CH ₃	(1S,4R)-cyclopent-2-en-1-carboxyl
I-092	F	F	(R) - CH ₃	Z-1	CH ₂ CH ₂ OCH ₃	(1S,4R)-cyclopent-2-en-1-carboxyl
I-093	F	F	(R) - CH ₃	Z-1	CH ₂ CH ₂ OCH ₂ CH ₃	(1S,4R)-cyclopent-2-en-1-carboxyl
I-094	F	F	cyclopropyl	Z-1	H	(1S,4R)-cyclopent-2-en-1-carboxyl
I-095	CN	H	CH ₃	Z-1	C(CH ₃) ₃	(1S,4R)-cyclopent-2-en-1-carboxyl
I-096	CN	F	CF ₃	Z-1	CH ₂ CF ₃	(1S,4R)-cyclopent-2-en-1-carboxyl
I-097	CN	F	(S)- or (R)-CF ₃	Z-1	CH ₃	(1S,4R)-cyclopent-2-en-1-carboxyl
I-098	CN	F	(S) or (R) - CF ₃	Z-1	CH ₃	(1S,4R)-cyclopent-2-en-1-carboxyl
I-099	CN	F	(S) - CF ₃	Z-1	CH ₂ CH ₂ OCH ₃	(1S,4R)-cyclopent-2-en-1-carboxyl
I-100	CN	F	(R) - CF ₃	Z-1	CH ₂ CH ₂ OCH ₃	(1S,4R)-cyclopent-2-en-1-carboxyl
I-101	F	F	(S) - CH=CH ₂	Z-1	CH ₂ CH ₂ OCH ₃	(1S,4R)-cyclopent-2-en-1-carboxyl
I-102	F	F	(S) - CH=CH ₂	Z-1	CH ₂ CH ₂ OCH ₂ CH ₃	(1S,4R)-cyclopent-2-en-1-carboxyl
I-103	F	F	cyclopropyl	Z-1	C(CH ₃) ₃	(1S,4R)-cyclopent-2-en-1-carboxyl
I-104	F	F	CN	Z-1	CH ₂ CH ₃	(1S,4R)-cyclopent-2-en-1-carboxyl
I-105	F	F	(R) - CH ₃	Z-1	CH ₃	(1S,4R)-cyclopent-2-en-1-carboxyl
I-105	H	F	(R) - CH ₃	Z-1	CH ₃	(1S,4R)-cyclopent-2-en-1-carboxyl
I-105	H	F	(R) - CH ₃	Z-1	CH ₃	(1S,4R)-cyclopent-2-en-1-carboxyl
I-106	H	F	(S) - CH ₃	Z-1	CH ₃	(1S,4R)-cyclopent-2-en-1-carboxyl
I-107	F	F	(S)- or (R)-cyclopropyl	Z-1	CH ₂ CF ₃	(1S,4R)-cyclopent-2-en-1-carboxyl
I-108	F	F	(S)- or (R)-cyclopropyl	Z-1	CH ₂ CF ₃	(1S,4R)-cyclopent-2-en-1-carboxyl

Example No.:	X ³	X ⁵	R ³	Z	R ⁴	Comment
I-109	F	F	(S)- or (R)-cyclopropyl	Z-1	CH ₂ CF ₃	(1R,4R)-cyclopent-2-en-1-carboxyl
I-110	F	F	(S)- or (R)-cyclopropyl	Z-1	CH ₂ CF ₃	(1R,4R)-cyclopent-2-en-1-carboxyl
I-111	F	F	CH ₂ Cl	Z-1	H	(1S,4R)-cyclopent-2-en-1-carboxyl
I-112	F	F	(S)- or (R)-cyclopropyl	Z-1	CH ₂ CH ₂ Cl	(1S,4R)-cyclopent-2-en-1-carboxyl
I-113	F	F	(S)- or (R)-cyclopropyl	Z-1	CH ₂ CH ₂ Cl	(1S,4R)-cyclopent-2-en-1-carboxyl
I-114	F	F	(S)- or (R)-cyclopropyl	Z-1	CH ₂ CH ₂ Cl	(1R,4R)-cyclopent-2-en-1-carboxyl
I-115	F	F	(S)- or (R)-cyclopropyl	Z-1	CH ₂ CH ₂ Cl	(1R,4R)-cyclopent-2-en-1-carboxyl
I-116	CN	H	CH ₃	Z-1	CH ₂ CF ₃	(1S,4R)-cyclopent-2-en-1-carboxyl
I-117	F	F	(R) - CF ₃	Z-1	CH ₃	(1S,4R)-cyclopent-2-en-1-carboxyl
I-118	F	F	CH ₂ Cl	Z-1	CH ₂ CH ₂ Cl	(1S,4R)-cyclopent-2-en-1-carboxyl
I-119	CN	H	CF ₃	Z-1	C(CH ₃) ₃	(1S,4R)-cyclopent-2-en-1-carboxyl
I-120	F	F	CH ₂ Cl	Z-1	CH ₂ CH ₃	(1S,4R)-cyclopent-2-en-1-carboxyl
I-121	F	F	cyclopropyl	Z-1	CH ₂ CH ₂ OCH ₃	(1S,4R)-cyclopent-2-en-1-carboxyl
I-122	CN	H	CF ₃	Z-1	CH ₂ CF ₃	(1S,4R)-cyclopent-2-en-1-carboxyl
I-123	F	F	CH ₂ Cl	Z-1	CH ₂ CHF ₂	(1S,4R)-cyclopent-2-en-1-carboxyl
I-124	F	F	CH ₂ Cl	Z-1	CH ₂ CH ₂ OCH ₃	(1S,4R)-cyclopent-2-en-1-carboxyl
I-125	F	F	CH ₂ Cl	Z-1	CH ₃	(1S,4R)-cyclopent-2-en-1-carboxyl
I-126	H	H	CH=CH ₂	Z-1	CH ₃	(1S,4R)-cyclopent-2-en-1-carboxyl
I-127	CH ₃	F	CH=CH ₂	Z-1	CH ₃	(1S,4R)-cyclopent-2-en-1-carboxyl
I-128	H	H	CH=CH ₂	Z-1	H	(1S,4R)-cyclopent-2-en-1-carboxyl
I-129	CH ₃	F	(S)- or (R)-CF ₃	Z-1	CH ₃	(1S,4R)-cyclopent-2-en-1-carboxyl
I-130	CH ₃	F	(S)- or (R)-CF ₃	Z-1	CH ₃	(1S,4R)-cyclopent-2-en-1-carboxyl
I-131	H	H	(S)- or (R)-CF ₃	Z-1	CH ₃	(1S,4R)-cyclopent-2-en-1-carboxyl
I-132	H	H	(S)- or (R)-CF ₃	Z-1	CH ₃	(1S,4R)-cyclopent-2-en-1-carboxyl
I-133	CH ₃	F	CH=CH ₂	Z-1	H	(1S,4R)-cyclopent-2-en-1-carboxyl
I-134	F	F	(R) - CF ₃	Z-1	H	(1S,4R)-cyclopent-2-en-1-carboxyl

Example No.:	X ³	X ⁵	R ³	Z	R ⁴	Comment
I-135	F	F	(S) - CH=CH ₂	Z-1	CH ₂ CHF ₂	(1S,4R)-cyclopent-2-en-1-carboxyl
I-136	F	F	(S) - CH=CH ₂	Z-1	CH ₂ CHF ₂	(1R,4R)-cyclopent-2-en-1-carboxyl
I-137	F	F	(S) - CH=CH ₂	Z-1	CH ₂ CH ₂ CF ₃	(1S,4R)-cyclopent-2-en-1-carboxyl
I-138	F	F	(S) - CH=CH ₂	Z-1	CH ₂ CH ₂ CF ₃	(1R,4R)-cyclopent-2-en-1-carboxyl
I-139	CN	H	CH ₃	Z-1	CH ₂ CHF ₂	(1S,4R)-cyclopent-2-en-1-carboxyl
I-140	F	F	(S)- or (R)-CH ₃ O	Z-1	CH ₂ CH ₃	(1S,4R)-cyclopent-2-en-1-carboxyl
I-141	F	F	(S)- or (R)-CH ₃ O	Z-1	CH ₂ CH ₃	(1S,4R)-cyclopent-2-en-1-carboxyl
I-142	F	F	(S)- or (R)-CH ₂ Cl	Z-1	CH ₂ CH ₂ Cl	(1S,4R)-cyclopent-2-en-1-carboxyl
I-143	F	F	(S)- or (R)-CH ₂ Cl	Z-1	CH ₂ CH ₂ Cl	(1S,4R)-cyclopent-2-en-1-carboxyl
I-144	F	F	(S)- or (R)-CH ₂ Cl	Z-1	CH ₂ CH ₂ Cl	(1R,4R)-cyclopent-2-en-1-carboxyl
I-145	F	F	(S)- or (R)-CH ₂ Cl	Z-1	CH ₂ CH ₂ Cl	(1R,4R)-cyclopent-2-en-1-carboxyl
I-146	H	H	(S)- or (R)-CH=CH ₂	Z-1	CH ₃	(1S,4R)-cyclopent-2-en-1-carboxyl
I-147	H	H	(S)- or (R)-CH=CH ₂	Z-1	CH ₃	(1S,4R)-cyclopent-2-en-1-carboxyl
I-148	CN	H	CF ₃	Z-1	CH ₂ CHF ₂	(1S,4R)-cyclopent-2-en-1-carboxyl
I-149	F	F	CH ₂ Cl	Z-1	C(CH ₃) ₃	(1S,4R)-cyclopent-2-en-1-carboxyl
I-150	CH ₃	F	(S)- or (R)-CF ₃	Z-1	CH ₂ CH ₃	(1S,4R)-cyclopent-2-en-1-carboxyl
I-151	CH ₃	F	(S)- or (R)-CF ₃	Z-1	CH ₂ CH ₃	(1S,4R)-cyclopent-2-en-1-carboxyl
I-152	CH ₃	F	(S)- or (R)-CF ₃	Z-1	CH ₂ CH ₃	(1R,4R)-cyclopent-2-en-1-carboxyl
I-153	CH ₃	F	(S)- or (R)-CF ₃	Z-1	CH ₂ CH ₃	(1R,4R)-cyclopent-2-en-1-carboxyl
I-154	H	H	(S)- or (R)-CF ₃	Z-1	CH ₂ CH ₃	(1S,4R)-cyclopent-2-en-1-carboxyl
I-155	H	H	(S)- or (R)-CF ₃	Z-1	CH ₂ CH ₃	(1S,4R)-cyclopent-2-en-1-carboxyl
I-156	H	H	(S)- or (R)-CF ₃	Z-1	CH ₂ CH ₃	(1R,4R)-cyclopent-2-en-1-carboxyl
I-157	H	H	(S)- or (R)-CF ₃	Z-1	CH ₂ CH ₃	(1R,4R)-cyclopent-2-en-1-carboxyl
I-158	CN	Cl	CH ₃	Z-1	CH ₃	(1S,4R)-cyclopent-2-en-1-carboxyl
I-159	CN	CN	CH ₃	Z-1	CH ₃	(1S,4R)-cyclopent-2-en-1-carboxyl
I-160	CN	Cl	CH ₃	Z-1	H	(1S,4R)-cyclopent-2-en-1-carboxyl

Example No.:	X ³	X ⁵	R ³	Z	R ⁴	Comment
I-161	CN	CN	CH ₃	Z-1	C(CH ₃) ₃	(1S,4R)-cyclopent-2-en-1-carboxyl
I-162	CN	Cl	CH ₃	Z-1	C(CH ₃) ₃	(1S,4R)-cyclopent-2-en-1-carboxyl
I-163	H	F	(R) - CH ₃	Z-1	H	(1S,4R)-cyclopent-2-en-1-carboxyl
I-164	CN	Cl	CH ₃	Z-1	CH ₂ CH ₃	(1S,4R)-cyclopent-2-en-1-carboxyl
I-165	CN	CN	CH ₃	Z-1	H	(1S,4R)-cyclopent-2-en-1-carboxyl
I-166	CN	Cl	CH ₃	Z-1	CH ₂ CHF ₂	(1S,4R)-cyclopent-2-en-1-carboxyl
I-167	CN	Cl	CH ₃	Z-1	CH ₂ CH ₂ OCH ₃	(1S,4R)-cyclopent-2-en-1-carboxyl
I-168	CN	Cl	CH ₃	Z-1	CH ₂ CH ₂ Cl	(1S,4R)-cyclopent-2-en-1-carboxyl
I-169	CH ₃	F	(S)- or (R)- CH=CH ₂	Z-1	CH ₃	(1S,4R)-cyclopent-2-en-1-carboxyl
I-170	CH ₃	F	(S)- or (R)- CH=CH ₂	Z-1	CH ₃	(1S,4R)-cyclopent-2-en-1-carboxyl
I-171	CN	CN	CH ₃	Z-1	CH ₂ CH ₂ OCH ₃	(1S,4R)-cyclopent-2-en-1-carboxyl
I-172	CN	CN	CH ₃	Z-1	CH ₂ CH ₂ Cl	(1S,4R)-cyclopent-2-en-1-carboxyl
I-173	CN	CN	CH ₃	Z-1	CH ₂ CHF ₂	(1S,4R)-cyclopent-2-en-1-carboxyl
I-174	F	F	CH ₃ O	Z-1	H	(1S,4R)-cyclopent-2-en-1-carboxyl
I-175	H	H	CH=CH ₂	Z-1	CH ₂ CH ₃	(1S,4R)-cyclopent-2-en-1-carboxyl
I-176	H	H	CH=CH ₂	Z-1	CH ₂ CH ₂ Cl	(1S,4R)-cyclopent-2-en-1-carboxyl
I-177	H	H	CH=CH ₂	Z-1	CH ₂ CH ₂ OCH ₃	(1S,4R)-cyclopent-2-en-1-carboxyl
I-178	CN	Cl	CF ₃	Z-1	CH ₃	(1S,4R)-cyclopent-2-en-1-carboxyl
I-179	CH ₃	CH ₃	CH=CH ₂	Z-1	CH ₂ CH ₃	(1S,4R)-cyclopent-2-en-1-carboxyl
I-180	H	F	(R) - CH ₃	Z-1	H	(1R,4R)-cyclopent-2-en-1-carboxyl
I-181	H	F	(S)- or (R)-CF ₃	Z-1	CH ₃	(1S,4R)-cyclopent-2-en-1-carboxyl
I-182	H	H	CH=CH ₂	Z-1	CH ₂ CHF ₂	(1S,4R)-cyclopent-2-en-1-carboxyl
I-183	H	F	(S)- or (R)-CF ₃	Z-1	CH ₃	(1S,4R)-cyclopent-2-en-1-carboxyl
I-184	CH ₃	F	CH=CH ₂	Z-1	CH ₂ CH ₂ Cl	(1S,4R)-cyclopent-2-en-1-carboxyl
I-185	CH ₃	F	CH=CH ₂	Z-1	CH ₂ CH ₂ OCH ₃	(1S,4R)-cyclopent-2-en-1-carboxyl
I-186	CH ₃	F	CH=CH ₂	Z-1	CH ₂ CHF ₂	(1S,4R)-cyclopent-2-en-1-carboxyl

Example No.:	X ³	X ⁵	R ³	Z	R ⁴	Comment
I-187	CH ₃	F	CH=CH ₂	Z-1	CH ₂ CH ₃	(1S,4R)-cyclopent-2-en-1-carboxyl
I-188	H	F	(R) - CH ₃	Z-1	CH ₂ CH ₂ CH ₃	(1S,4R)-cyclopent-2-en-1-carboxyl
I-189	H	F	(R) - CH ₃	Z-1	CH(CH ₃) ₂	(1S,4R)-cyclopent-2-en-1-carboxyl
I-190	H	F	(R) - CH ₃	Z-1	C(CH ₃) ₃	(1S,4R)-cyclopent-2-en-1-carboxyl
I-191	H	F	(R) - CH ₃	Z-1	CH ₂ CH ₂ Cl	(1S,4R)-cyclopent-2-en-1-carboxyl
I-192	H	F	(R) - CH ₃	Z-1	CH ₂ CH ₂ OCH ₃	(1S,4R)-cyclopent-2-en-1-carboxyl
I-193	H	F	(R) - CH ₃	Z-1	benzyl	(1S,4R)-cyclopent-2-en-1-carboxyl
I-194	H	F	(R) - CH ₃	Z-1	4-F-benzyl	(1S,4R)-cyclopent-2-en-1-carboxyl
I-195	F	F	(R) - CH ₂ Cl	Z-1	CH ₂ CH ₂ OCH ₃	(1S,4R)-cyclopent-2-en-1-carboxyl
I-196	F	F	(R) - CH ₂ Cl	Z-1	CH ₂ CH ₂ OCH ₃	(1R,4R)-cyclopent-2-en-1-carboxyl
I-197	F	F	(S) - CH ₂ Cl	Z-1	CH ₂ CH ₂ OCH ₃	(1S,4R)-cyclopent-2-en-1-carboxyl
I-198	F	F	(S) - CH ₂ Cl	Z-1	CH ₂ CH ₂ OCH ₃	(1R,4R)-cyclopent-2-en-1-carboxyl
I-199	CN	Cl	(S)- or (R)-CH ₃	Z-1	CH ₂ CH ₂ OCH ₃	(1S,4R)-cyclopent-2-en-1-carboxyl
I-200	CN	Cl	(S)- or (R)-CH ₃	Z-1	CH ₂ CH ₂ OCH ₃	(1S,4R)-cyclopent-2-en-1-carboxyl
I-201	CN	Cl	(S)- or (R)-CH ₃	Z-1	CH ₂ CH ₂ OCH ₃	(1R,4R)-cyclopent-2-en-1-carboxyl
I-202	Cl	F	CH ₃	Z-1	CH ₂ CH ₃	(1S,4R)-cyclopent-2-en-1-carboxyl
I-203	F	F	(S)- or (R)-cyclopropyl	Z-1	CH ₂ CH ₂ OCH ₃	(1S,4R)-cyclopent-2-en-1-carboxyl
I-204	F	F	(S)- or (R)-cyclopropyl	Z-1	CH ₂ CH ₂ OCH ₃	(1S,4R)-cyclopent-2-en-1-carboxyl
I-206	CH ₃	CH ₃	CH=CH ₂	Z-1	CH ₃	(1S,4R)-cyclopent-2-en-1-carboxyl
I-207	CH ₃	CH ₃	CH=CH ₂	Z-1	H	(1S,4R)-cyclopent-2-en-1-carboxyl
III-01	H	F	CH ₃	Z-4	H	(4R)-cyclopent-1-en-1-carboxyl
III-02	H	F	CH ₃	Z-4	H	(4S)-cyclopent-1-en-1-carboxyl
III-03	H	F	CH ₃	Z-4	CH ₃	(4R)-cyclopent-1-en-1-carboxyl
III-04	H	F	CH ₃	Z-4	CH ₃	(4S)-cyclopent-1-en-1-carboxyl
III-05	H	F	CH ₃	Z-4	CH ₂ CH ₃	(4R)-cyclopent-1-en-1-carboxyl
III-06	H	F	CH ₃	Z-4	CH ₂ CH ₃	(4S)-cyclopent-1-en-1-carboxyl

Example No.:	X ³	X ⁵	R ³	Z	R ⁴	Comment
III-07	F	F	CH ₃	Z-4	CH ₂ CH ₃	(4S)-cyclopent-1-en-1-carboxyl
III-08	F	F	CH=CH ₂	Z-4	CH ₃	(4S)-cyclopent-1-en-1-carboxyl
III-09	F	F	CH=CH ₂	Z-4	H	(4S)-cyclopent-1-en-1-carboxyl
III-10	F	F	CH ₃	Z-4	CH ₃	(4S)-cyclopent-1-en-1-carboxyl
III-11	F	F	CH ₃	Z-4	CH(CH ₃) ₂	(4S)-cyclopent-1-en-1-carboxyl
III-12	F	F	CH ₃	Z-4	benzyl	(4S)-cyclopent-1-en-1-carboxyl
III-13	F	F	CH=CH ₂	Z-4	CH(CH ₃) ₂	(4S)-cyclopent-1-en-1-carboxyl
III-14	F	F	CH=CH ₂	Z-4	CH ₂ CH ₂ Cl	(4S)-cyclopent-1-en-1-carboxyl
III-15	F	F	CH=CH ₂	Z-4	CH ₂ CH ₂ OCH ₃	(4S)-cyclopent-1-en-1-carboxyl
III-16	F	F	CH=CH ₂	Z-4	CH ₂ CH ₂ OCH ₂ CH ₃	(4S)-cyclopent-1-en-1-carboxyl
III-17	F	F	CH=CH ₂	Z-4	CH ₂ CH ₃	(4S)-cyclopent-1-en-1-carboxyl
III-18	F	F	CH=CH ₂	Z-4	benzyl	(4S)-cyclopent-1-en-1-carboxyl
III-19	F	F	CF ₃	Z-4	CH ₃	(4S)-cyclopent-1-en-1-carboxyl
III-20	F	F	CH ₃	Z-4	C(CH ₃) ₃	(4S)-cyclopent-1-en-1-carboxyl
III-21	F	F	CH ₃	Z-4	CH ₂ CH ₂ Cl	(4S)-cyclopent-1-en-1-carboxyl
III-22	F	F	CF ₃	Z-4	CH ₂ CH ₃	(4S)-cyclopent-1-en-1-carboxyl
III-23	F	F	CF ₃	Z-4	CH(CH ₃) ₂	(4S)-cyclopent-1-en-1-carboxyl
III-24	F	F	CF ₃	Z-4	CH ₂ CH ₂ Cl	(4S)-cyclopent-1-en-1-carboxyl
III-25	F	F	CF ₃	Z-4	benzyl	(4S)-cyclopent-1-en-1-carboxyl
III-26	F	F	CF ₃	Z-4	C(CH ₃) ₃	(4S)-cyclopent-1-en-1-carboxyl
III-27	F	F	CF ₃	Z-4	CH ₂ CH ₂ OCH ₃	(4S)-cyclopent-1-en-1-carboxyl
III-28	F	F	CH ₃	Z-4	CH ₂ CH ₂ OCH ₃	(4S)-cyclopent-1-en-1-carboxyl
III-29	F	F	CF ₃	Z-4	H	(4S)-cyclopent-1-en-1-carboxyl
V-01	F	F	(R) - CH ₃	Z-6	H	(3S)-cyclopent-1-en-1-carboxyl
V-05	F	F	(R) - CF ₃	Z-6	CH ₃	(3S)-cyclopent-1-en-1-carboxyl
V-02	F	F	(R) - CH ₃	Z-6	CH ₃	(3S)-cyclopent-1-en-1-carboxyl

Example No.:	X ³	X ⁵	R ³	Z	R ⁴	Comment
V-03	F	F	(R) - CH ₃	Z-6	CH ₂ CH ₂ OCH ₃	(3S)-cyclopent-1-en-1-carboxyl
V-04	F	F	(R) - CF ₃	Z-6	H	(3S)-cyclopent-1-en-1-carboxyl

Table 1.2: Compounds of the general formula (I) in which X² = X⁴ = X⁶ = R¹ = R² = H, Y = W = O and G = NR¹¹R¹²

Example No.:	X ³	X ⁵	R ³	Z	NR ¹¹ R ¹²	Comment
II-01	H	F	CH ₃	Z-1	methoxyamino	(1R,4S)-cyclopent-2-en-1-carboxyl
II-02	F	F	CH ₃	Z-1	methoxyamino	(1S,4R)-cyclopent-2-en-1-carboxyl
II-03	H	F	CH ₃	Z-1	ethoxyamino	(1R,4S)-cyclopent-2-en-1-carboxyl
II-04	H	F	CH ₃	Z-1	ethoxyamino	(1S,4R)-cyclopent-2-en-1-carboxyl
II-05	H	F	CH ₃	Z-1	isopropoxyamino	(1R,4S)-cyclopent-2-en-1-carboxyl
II-06	F	F	CH ₃	Z-1	1,2-oxazolidin-2-yl	(1S,4R)-cyclopent-2-en-1-carboxyl
II-07	F	F	CH ₃	Z-1	oxazinan-2-yl	(1S,4R)-cyclopent-2-en-1-carboxyl
II-08	F	F	CH ₃	Z-1	(1,1,1-trifluoro-2-methylpropan-2-yl)amino	(1S,4R)-cyclopent-2-en-1-carboxyl
II-09	F	F	CH ₃	Z-1	(1-methoxy-2-methyl-1-oxopropan-2-yl)amino	(1S,4R)-cyclopent-2-en-1-carboxyl
II-10	F	F	CH ₃	Z-1	2-cyanopropan-2-ylamino	(1S,4R)-cyclopent-2-en-1-carboxyl
II-11	F	F	CH ₃	Z-1	(1-methoxy-3-methyl-1-oxobutan-2-yl)amino	(1S,4R)-cyclopent-2-en-1-carboxyl
II-12	F	F	CH ₃	Z-1	(1-cyano-2-methylpropyl)amino	(1S,4R)-cyclopent-2-en-1-carboxyl
II-13	H	F	CH ₃	Z-1	methanesulfonamido	(1R,4S)-cyclopent-2-en-1-carboxyl
II-14	F	F	CH=CH ₂	Z-1	propylsulfonylamino	(1S,4R)-cyclopent-2-en-1-carboxyl
II-15	H	F	CH ₃	Z-1	trifluoromethylsulfonylamino	(1R,4S)-cyclopent-2-en-1-carboxyl
II-16	H	F	CH ₃	Z-1	trifluoromethylsulfonylamino	(1S,4R)-cyclopent-2-en-1-carboxyl
II-17	F	F	CH=CH ₂	Z-1	(1-cyano-2-methylpropyl)amino	(1S,4R)-cyclopent-2-en-1-carboxyl
II-18	F	F	CH=CH ₂	Z-1	(2-methoxy-2-oxoethyl)sulfonylamino	(1S,4R)-cyclopent-2-en-1-carboxyl
II-19	F	F	CH=CH ₂	Z-1	2-cyanopropan-2-ylamino	(1R,4R)-cyclopent-2-en-1-carboxyl
II-20	F	F	CH=CH ₂	Z-1	2-cyanopropan-2-ylamino	(1S,4R)-cyclopent-2-en-1-carboxyl

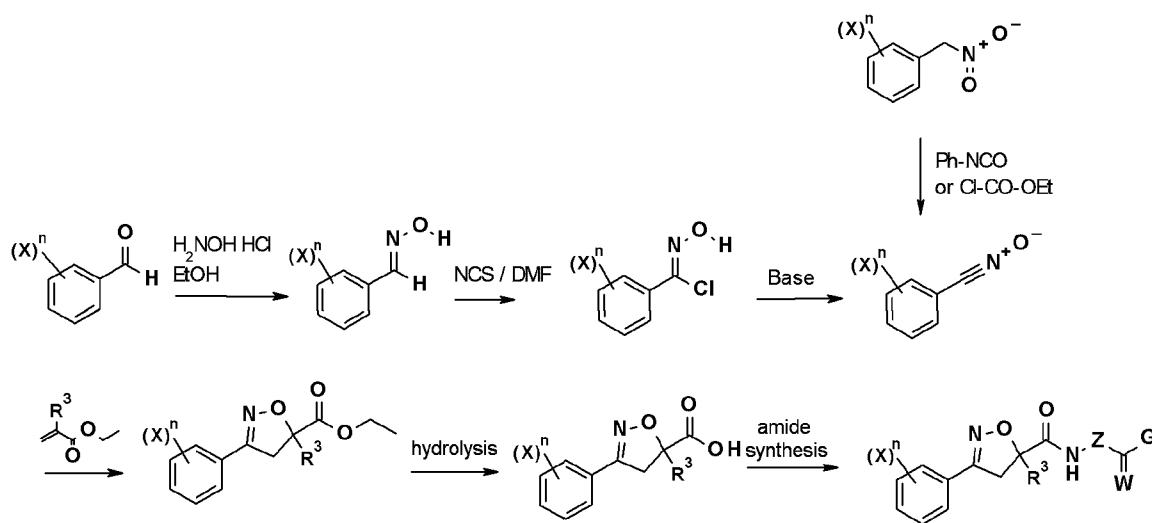
Example No.:	X ³	X ⁵	R ³	Z	NR ¹¹ R ¹²	Comment
II-21	F	F	(R) CH=CH ₂	Z-1	(1-methoxy-2-methyl-1-oxopropan-2-yl)amino	(1S,4R)-cyclopent-2-en-1-carboxyl
II-22	F	F	(S) CH=CH ₂	Z-1	(1-methoxy-2-methyl-1-oxopropan-2-yl)amino	(1S,4R)-cyclopent-2-en-1-carboxyl
II-23	F	F	(S)- or (R)- CH=CH ₂	Z-1	(1,1,1-trifluoro-2-methylpropan-2-yl)amino	(1S,4R)-cyclopent-2-en-1-carboxyl
II-24	F	F	(S)- or (R)- CH=CH ₂	Z-1	(1,1,1-trifluoro-2-methylpropan-2-yl)amino	(1S,4R)-cyclopent-2-en-1-carboxyl
II-25	F	F	CH=CH ₂	Z-1	(1-methoxy-3-methyl-1-oxobutan-2-yl)amino	(1S,4R)-cyclopent-2-en-1-carboxyl
II-26	F	F	CH=CH ₂	Z-1	(1-methoxy-3-methyl-1-oxobutan-2-yl)amino	(1S,4R)-cyclopent-2-en-1-carboxyl
II-27	F	F	(S) CH=CH ₂	Z-1	1,2-oxazolidin-2-yl	(1S,4R)-cyclopent-2-en-1-carboxyl
II-28	F	F	(S) CH=CH ₂	Z-1	1,2-oxazolidin-2-yl	(1S,4R)-cyclopent-2-en-1-carboxyl
II-29	F	F	CH=CH ₂	Z-1	oxazinan-2-yl	(1R,4R)-cyclopent-2-en-1-carboxyl
II-30	F	F	CH=CH ₂	Z-1	oxazinan-2-yl	(1S,4R)-cyclopent-2-en-1-carboxyl
II-31	F	F	CF ₃	Z-1	oxazinan-2-yl	(1S,4R)-cyclopent-2-en-1-carboxyl
II-32	F	F	CF ₃	Z-1	1,2-oxazolidin-2-yl	(1S,4R)-cyclopent-2-en-1-carboxyl
II-33	F	F	CF ₃	Z-1	propylsulfonylamino	(1S,4R)-cyclopent-2-en-1-carboxyl
II-34	F	F	CF ₃	Z-1	2-cyanopropan-2-ylamino	(1S,4R)-cyclopent-2-en-1-carboxyl
II-35	F	F	CF ₃	Z-1	(1-cyano-2-methylpropyl)amino	(1S,4R)-cyclopent-2-en-1-carboxyl
II-36	F	F	CF ₃	Z-1	(1-methoxy-2-methyl-1-oxopropan-2-yl)amino	(1S,4R)-cyclopent-2-en-1-carboxyl
II-37	F	F	CF ₃	Z-1	(1-methoxy-3-methyl-1-oxobutan-2-yl)amino	(1S,4R)-cyclopent-2-en-1-carboxyl
II-38	F	F	CF ₃	Z-1	(1,1,1-trifluoro-2-methylpropan-2-yl)amino	(1S,4R)-cyclopent-2-en-1-carboxyl
II-39	F	F	CF ₃	Z-1	(2-methoxy-2-oxoethyl)sulfonylamino	(1S,4R)-cyclopent-2-en-1-carboxyl
II-40	C N	F	CF ₃	Z-1	(1,1,1-trifluoro-2-methylpropan-2-yl)amino	(1R,4R)-cyclopent-2-en-1-carboxyl
II-41	F	F	CF ₃	Z-1	(1,1,1-trifluoro-2-methylpropan-2-yl)amino	(1S,4R)-cyclopent-2-en-1-carboxyl
II-42	F	F	(R) - CF ₃	Z-1	3-oxo-2-azabicyclo[2.2.1]hept-5-en-2-yl	(1S,4R)-cyclopent-2-en-1-carboxyl
II-43	F	F	ClCH ₂	Z-1	(2-methoxy-2-oxoethyl)sulfonylamino	(1S,4R)-cyclopent-2-en-1-carboxyl
II-44	H	CN	CF ₃	Z-1	(1,1,1-trifluoro-2-methylpropan-2-yl)amino	(1R,4R)-cyclopent-2-en-1-carboxyl
II-45	H	CN	CF ₃	Z-1	(1,1,1-trifluoro-2-methylpropan-2-yl)amino	(1S,4R)-cyclopent-2-en-1-carboxyl
II-46	H	CN	CH ₃	Z-1	(1,1,1-trifluoro-2-methylpropan-2-yl)amino	(1R,4R)-cyclopent-2-en-1-carboxyl

Example No.:	X ³	X ⁵	R ³	Z	NR ¹¹ R ¹²	Comment
II-47	H	CN	CH ₃	Z-1	(1,1,1-trifluoro-2-methylpropan-2-yl)amino	(1S,4R)-cyclopent-2-en-1-carboxyl
II-48	F	F	ClCH ₂	Z-1	(1,1,1-trifluoro-2-methylpropan-2-yl)amino	(1S,4R)-cyclopent-2-en-1-carboxyl
II-49	H	CN	CF ₃	Z-1	(2-methoxy-2-oxoethyl)sulfonylamino	(1S,4R)-cyclopent-2-en-1-carboxyl
II-50	H	CN	(S) or (R) - CH ₃	Z-1	(2-methoxy-2-oxoethyl)sulfonylamino	(1S,4R)-cyclopent-2-en-1-carboxyl
II-51	H	CN	(S) or (R) - CH ₃	Z-1	(2-methoxy-2-oxoethyl)sulfonylamino	(1S,4R)-cyclopent-2-en-1-carboxyl
II-52	H	CN	(S) or (R) - CH ₃	Z-1	(2-methoxy-2-oxoethyl)sulfonylamino	(1R,4R)-cyclopent-2-en-1-carboxyl
II-53	H	CN	(S)- or (R)- CH ₃	Z-1	(2-methoxy-2-oxoethyl)sulfonylamino	(1R,4R)-cyclopent-2-en-1-carboxyl
II-54	F	F	ClCH ₂	Z-1	(1,1,1-trifluoro-2-methylpropan-2-yl)amino	(1R,4R)-cyclopent-2-en-1-carboxyl
II-55	C N	CN	CH ₃	Z-1	(1,1,1-trifluoro-2-methylpropan-2-yl)amino	(1R,4R)-cyclopent-2-en-1-carboxyl
II-56	C N	Cl	CH ₃	Z-1	(1,1,1-trifluoro-2-methylpropan-2-yl)amino	(1S,4R)-cyclopent-2-en-1-carboxyl
II-57	C N	Cl	CH ₃	Z-1	(2-methoxy-2-oxoethyl)amino	(1R,4R)-cyclopent-2-en-1-carboxyl
II-58	C N	Cl	(S)- or (R)- CH ₃	Z-1	(2-methoxy-2-oxoethyl)amino	(1S,4R)-cyclopent-2-en-1-carboxyl
II-59	C N	Cl	CH ₃	Z-1	(2-methoxy-2-oxoethyl)sulfonylamino	(1S,4R)-cyclopent-2-en-1-carboxyl
II-60	C N	CN	CH ₃	Z-1	(2-methoxy-2-oxoethyl)amino	(1S,4R)-cyclopent-2-en-1-carboxyl
II-61	C N	CN	CH ₃	Z-1	(1,1,1-trifluoro-2-methylpropan-2-yl)amino	(1R,4R)-cyclopent-2-en-1-carboxyl
II-62	C N	CN	CH ₃	Z-1	(1,1,1-trifluoro-2-methylpropan-2-yl)amino	(1S,4R)-cyclopent-2-en-1-carboxyl
II-63	C N	CN	CH ₃	Z-1	(2-methoxy-2-oxoethyl)sulfonylamino	(1S,4R)-cyclopent-2-en-1-carboxyl
IV-01	H	F	CH ₃	Z-4	dimethylamino	(4R)-cyclopent-1-en-1-carboxyl
IV-02	H	F	CH ₃	Z-4	dimethylamino	(4S)-cyclopent-1-en-1-carboxyl
IV-03	H	F	CH ₃	Z-4	methoxyamino	(4R)-cyclopent-1-en-1-carboxyl
IV-04	H	F	CH ₃	Z-4	methoxyamino	(4S)-cyclopent-1-en-1-carboxyl
IV-05	H	F	CH ₃	Z-4	dimethylhydrazino	(4R)-cyclopent-1-en-1-carboxyl
IV-06	H	F	CH ₃	Z-4	dimethylhydrazino	(4S)-cyclopent-1-en-1-carboxyl
IV-07	H	F	CH ₃	Z-4	methanesulfonamido	(4S)-cyclopent-1-en-1-carboxyl
IV-08	F	F	CH ₃	Z-4	sulfamoylamino	(4S)-cyclopent-1-en-1-carboxyl
IV-09	F	F	CF ₃	Z-4	sulfamoylamino	(4S)-cyclopent-1-en-1-carboxyl

Example No.:	X ³	X ⁵	R ³	Z	NR ¹¹ R ¹²	Comment
IV-10	F	F	CH=CH ₂	Z-4	sulfamoylamino	(4S)-cyclopent-1-en-1-carboxyl
IV-11	F	F	CH=CH ₂	Z-4	(1,1,1-trifluoro-2-methylpropan-2-yl)amino	(4S)-cyclopent-1-en-1-carboxyl
IV-12	F	F	CH ₃	Z-4	(1,1,1-trifluoro-2-methylpropan-2-yl)amino	(4S)-cyclopent-1-en-1-carboxyl
IV-13	F	F	CF ₃	Z-4	(1,1,1-trifluoro-2-methylpropan-2-yl)amino	(4S)-cyclopent-1-en-1-carboxyl

The compounds according to the invention can be prepared by various processes, examples of which are given below:

5 Scheme 1:



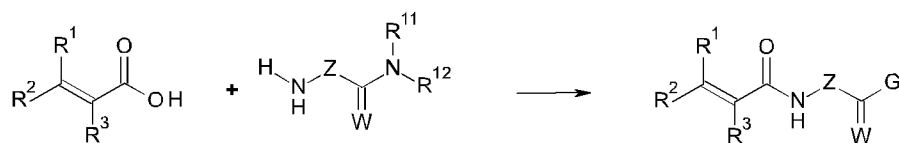
In Scheme 1 and the schemes which follow, (X)ⁿ represents the substituents X², X³, X⁴, X⁵ and X⁶. Such 1,3-dipolar cycloadditions of nitrile oxides with suitable dipolarophiles are described, for example, in
 10 Reviews: 1,3 dipolar Cycloaddition Chemistry, Padwa, ed. Wiley, New York, 1984; Kanemasa and Tsuge, *Heterocycles* 1990, **30**, 719. For the preparation of chloroximes, see Kim, Jae N., Ryu, Eung K. *J. Org. Chem.* 1992, **57**, 6649).

Compounds according to the invention substituted in the 4 and 5 positions of the isoxazoline ring system
 15 can likewise be prepared by 1,3-dipolar cycloaddition by using suitably 1,2-disubstituted olefins as dipolarophiles. Usually, this reaction gives diastereomer mixtures which can be separated by column chromatography. Optically active isoxazolines can be obtained by chiral HPLC of suitable precursors or end products and also by enantioselective reactions such as, for example, enzymatic ester or amide
 20 cleavage or by using chiral auxiliaries at the dipolarophile, as described by Olssen (*J. Org.Chem.* 1988, **53**, 2468).

For preparation of the compounds according to the invention, it is also possible to use suitably substituted 2-alkoxyacrylamides (scheme 3). These are obtainable from the acrylic esters described in scheme 2 after hydrolysis and amide formation.

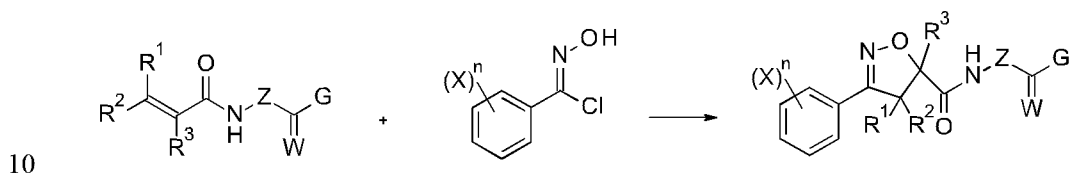
5

Scheme 2:



One option for activating the acrylic acid is carbodiimides, for example EDCI (Chen, F. M. F.; Benoiton, N. L. *Synthesis* 1979, 709). For preparation of acrylamides, see US 2,521,902, JP60112746, *J. of Polymer Science* 1979, 17 (6), 1655. Suitably substituted acrylamides can be reacted in a 1,3-cycloaddition reaction with nitrile oxides to give the compounds according to the invention (Scheme 3).

Scheme 3:



Transformations of the functional groups R³ are possible either at the alkene stage or at the isoxazoline stage.

Collections of compounds of the formula (I) and/or salts thereof which can be synthesized by the abovementioned reactions can also be prepared in a parallelized manner, in which case this may be accomplished in a manual, partly automated or fully automated manner. It is possible, for example, to automate the conduct of the reaction, the workup or the purification of the products and/or intermediates. Overall, this is understood to mean a procedure as described, for example, by D. Tiebes in *Combinatorial Chemistry – Synthesis, Analysis, Screening* (editor: Günther Jung), Wiley, 1999, on pages 1 to 34.

The compounds of the formula (I) according to the invention (and/or salts thereof), referred to collectively as "compounds according to the invention" hereinafter, have excellent herbicidal efficacy against a broad spectrum of economically important monocotyledonous and dicotyledonous annual harmful plants.

The present invention therefore also provides a method for controlling unwanted plants or for regulating the growth of plants, preferably in plant crops, in which one or more compound(s) of the invention is/are applied to the plants (for example harmful plants such as monocotyledonous or dicotyledonous weeds or unwanted crop plants), the seed (for example grains, seeds or vegetative propagules such as tubers or shoot parts with buds) or the area on which the plants grow (for example the area under cultivation). The compounds of the invention can be deployed, for example, prior to sowing (if appropriate also by incorporation into the soil), prior to emergence or after emergence. Specific examples of some

representatives of the monocotyledonous and dicotyledonous weed flora which can be controlled by the compounds of the invention are as follows, though the enumeration is not intended to impose a restriction to particular species.

5 Monocotyledonous harmful plants of the genera: Aegilops, Agropyron, Agrostis, Alopecurus, Apera, Avena, Brachiaria, Bromus, Cenchrus, Commelina, Cynodon, Cyperus, Dactyloctenium, Digitaria, Echinochloa, Eleocharis, Eleusine, Eragrostis, Eriochloa, Festuca, Fimbristylis, Heteranthera, Imperata, Ischaemum, Leptochloa, Lolium, Monochoria, Panicum, Paspalum, Phalaris, Phleum, Poa, Rottboellia, Sagittaria, Scirpus, Setaria, Sorghum.

10

Dicotyledonous weeds of the genera: Abutilon, Amaranthus, Ambrosia, Anoda, Anthemis, Aphanes, Artemisia, Atriplex, Bellis, Bidens, Capsella, Carduus, Cassia, Centaurea, Chenopodium, Cirsium, Convolvulus, Datura, Desmodium, Emex, Erysimum, Euphorbia, Galeopsis, Galinsoga, Galium, Hibiscus, Ipomoea, Kochia, Lamium, Lepidium, Lindernia, Matricaria, Mentha, Mercurialis, Mullugo, Myosotis, Papaver, Pharbitis, Plantago, Polygonum, Portulaca, Ranunculus, Raphanus, Rorippa, Rotala, Rumex, Salsola, Senecio, Sesbania, Sida, Sinapis, Solanum, Sonchus, Sphenoclea, Stellaria, Taraxacum, Thlaspi, Trifolium, Urtica, Veronica, Viola, Xanthium.

15

When the compounds according to the invention are applied to the soil surface before germination, either the weed seedlings are prevented completely from emerging or the weeds grow until they have reached the cotyledon stage, but then stop growing.

20

If the active compounds are applied post-emergence to the green parts of the plants, growth stops after the treatment, and the harmful plants remain at the growth stage at the time of application, or they die completely after a certain time, so that in this manner competition by the weeds, which is harmful to the crop plants, is eliminated very early and in a sustained manner.

25

The compounds according to the invention can be selective in crops of useful plants and can also be employed as non-selective herbicides.

30

By virtue of their herbicidal and plant growth regulatory properties, the active compounds can also be used to control harmful plants in crops of genetically modified plants which are known or are yet to be developed. In general, the transgenic plants are characterized by particular advantageous properties, for example by resistances to certain active compounds used in agroindustry, in particular certain herbicides, resistances to plant diseases or pathogens of plant diseases, such as certain insects or microorganisms such as fungi, bacteria or viruses. Other specific characteristics relate, for example, to the harvested material with regard to quantity, quality, storability, composition and specific constituents. For instance, there are known transgenic plants with an elevated starch content or altered starch quality, or those with a different

35

fatty acid composition in the harvested material. Further particular properties lie in tolerance or resistance to abiotic stress factors, for example heat, cold, drought, salinity and ultraviolet radiation.

Preference is given to using the compounds of the formula (I) according to the invention or salts thereof
5 in economically important transgenic crops of useful and ornamental plants.

The compounds of the formula (I) can be used as herbicides in crops of useful plants which are resistant, or have been made resistant by genetic engineering, to the phytotoxic effects of the herbicides.

Conventional ways of producing novel plants which have modified properties in comparison to existing
10 plants consist, for example, in traditional cultivation methods and the generation of mutants. Alternatively, novel plants with altered properties can be generated with the aid of recombinant methods (see, for example, EP 0221044, EP 0131624). What has been described are, for example, several cases of genetic modifications of crop plants for the purpose of modifying the starch synthesized in the plants (e.g. WO 92/011376 A, WO 92/014827 A, WO 91/019806 A), transgenic crop plants which are resistant to certain
15 herbicides of the glufosinate type (cf., for example, EP 0242236 A, EP 0242246 A) or of the glyphosate type (WO 92/000377A) or of the sulfonylurea type (EP 0257993 A, US 5,013,659) or to combinations or mixtures of these herbicides through "gene stacking", such as transgenic crop plants, for example corn or soya with the trade name or the designation Optimum™ GAT™ (Glyphosate ALS Tolerant),

- transgenic crop plants, for example cotton, capable of producing *Bacillus thuringiensis* toxins (Bt
20 toxins), which make the plants resistant to particular pests (EP 0142924 A, EP 0193259 A),
- transgenic crop plants having a modified fatty acid composition (WO 91/013972 A),
- genetically modified crop plants having novel constituents or secondary metabolites, for example novel phytoalexins, which cause an increase in disease resistance (EP 0309862 A, EP 0464461 A),
- genetically modified plants having reduced photorespiration, which have higher yields and higher
25 stress tolerance (EP 0305398 A),
- transgenic crop plants which produce pharmaceutically or diagnostically important proteins ("molecular pharming"),
- transgenic crop plants which feature higher yields or better quality,
- transgenic crop plants which are distinguished by a combination, for example of the
30 abovementioned novel properties ("gene stacking").

Numerous molecular biology techniques which can be used to produce novel transgenic plants with modified properties are known in principle; see, for example, I. Potrykus and G. Spangenberg (eds), *Gene Transfer to Plants*, Springer Lab Manual (1995), Springer Verlag Berlin, Heidelberg or Christou, "Trends
35 in Plant Science" 1 (1996) 423-431).

For such genetic manipulations, nucleic acid molecules which allow mutagenesis or sequence alteration by recombination of DNA sequences can be introduced into plasmids. With the aid of standard methods,

it is possible, for example, to undertake base exchanges, remove part sequences or add natural or synthetic sequences. To join the DNA fragments with one another, adapters or linkers can be placed onto the fragments, see, for example, Sambrook et al., 1989, *Molecular Cloning, A Laboratory Manual*, 2nd ed. Cold Spring Harbor Laboratory Press, Cold Spring Harbor, NY; or Winnacker "Gene und Klone" [Genes and Clones], VCH Weinheim 2nd edition 1996.

For example, the generation of plant cells with a reduced activity of a gene product can be achieved by expressing at least one corresponding antisense RNA, a sense RNA for achieving a cosuppression effect, or by expressing at least one suitably constructed ribozyme which specifically cleaves transcripts of the abovementioned gene product. To this end, it is firstly possible to use DNA molecules which encompass the entire coding sequence of a gene product inclusive of any flanking sequences which may be present, and also DNA molecules which only encompass portions of the coding sequence, in which case it is necessary for these portions to be long enough to have an antisense effect in the cells. It is also possible to use DNA sequences which have a high degree of homology to the coding sequences of a gene product, but are not completely identical to them.

When expressing nucleic acid molecules in plants, the protein synthesized may be localized in any desired compartment of the plant cell. However, to achieve localization in a particular compartment, it is possible, for example, to join the coding region to DNA sequences which ensure localization in a particular compartment. Such sequences are known to those skilled in the art (see, for example, Braun et al., *EMBO J.* 11 (1992), 3219-3227; Wolter et al., *Proc. Natl. Acad. Sci. USA* 85 (1988), 846-850; Sonnewald et al., *Plant J.* 1 (1991), 95-106). The nucleic acid molecules can also be expressed in the organelles of the plant cells.

The transgenic plant cells can be regenerated by known techniques to give rise to entire plants. In principle, the transgenic plants may be plants of any desired plant species, i.e. not only monocotyledonous but also dicotyledonous plants. Thus, transgenic plants can be obtained whose properties are altered by overexpression, suppression or inhibition of homologous (= natural) genes or gene sequences or expression of heterologous (= foreign) genes or gene sequences.

The compounds (I) according to the invention can be used with preference in transgenic crops which are resistant to growth regulators, for example 2,4-D, dicamba, or to herbicides which inhibit essential plant enzymes, for example acetolactate synthases (ALS), EPSP synthases, glutamine synthases (GS) or hydroxyphenylpyruvate dioxygenases (HPPD), or to herbicides from the group of the sulfonylureas, the glyphosates, glufosinates or benzoylisoxazoles and analogous active compounds, or to any desired combinations of these active compounds.

The compounds of the invention can be used with particular preference in transgenic crop plants which are resistant to a combination of glyphosates and glufosinates, glyphosates and sulfonylureas or imidazolinones. Most preferably, the compounds according to the invention can be used in transgenic crop plants such as corn or soya with the trade name or the designation Optimum™ GAT™ (glyphosate ALS tolerant), for example.

When the active compounds of the invention are employed in transgenic crops, not only do the effects towards harmful plants observed in other crops occur, but frequently also effects which are specific to the application in the particular transgenic crop, for example an altered or specifically widened spectrum of weeds which can be controlled, altered application rates which can be used for the application, preferably good combinability with the herbicides to which the transgenic crop is resistant, and influencing of growth and yield of the transgenic crop plants.

The invention therefore also relates to the use of the compounds according to the invention of the formula (I) as herbicides for controlling harmful plants in transgenic crop plants.

The compounds of the invention can be applied in the form of wettable powders, emulsifiable concentrates, sprayable solutions, dusting products or granules in the customary formulations. The invention therefore also provides herbicidal and plant-growth-regulating compositions which comprise the compounds of the invention.

The compounds of the invention can be formulated in various ways, according to the biological and/or physicochemical parameters required. Possible formulations include, for example: wettable powders (WP), water-soluble powders (SP), water-soluble concentrates, emulsifiable concentrates (EC), emulsions (EW), such as oil-in-water and water-in-oil emulsions, sprayable solutions, suspension concentrates (SC), dispersions based on oil or water, oil-miscible solutions, capsule suspensions (CS), dusting products (DP), dressings, granules for scattering and soil application, granules (GR) in the form of microgranules, spray granules, absorption and adsorption granules, water-dispersible granules (WG), water-soluble granules (SG), ULV formulations, microcapsules and waxes. These individual formulation types are known in principle and are described, for example, in: Winnacker-Küchler, "Chemische Technologie [Chemical Technology]", Volume 7, C. Hanser Verlag Munich, 4th Ed. 1986, Wade van Valkenburg, "Pesticide Formulations", Marcel Dekker, N.Y., 1973, K. Martens, "Spray Drying" Handbook, 3rd Ed. 1979, G. Goodwin Ltd. London.

The formulation auxiliaries required, such as inert materials, surfactants, solvents and further additives, are likewise known and are described, for example, in: Watkins, "Handbook of Insecticide Dust Diluents and Carriers", 2nd Ed., Darland Books, Caldwell N.J.; H.v. Olphen, "Introduction to Clay Colloid Chemistry", 2nd ed., J. Wiley & Sons, N.Y.; C. Marsden, "Solvents Guide", 2nd ed., Interscience, N.Y.

1963; McCutcheon's "Detergents and Emulsifiers Annual", MC Publ. Corp., Ridgewood N.J.; Sisley and Wood, "Encyclopedia of Surface Active Agents", Chem. Publ. Co. Inc., N.Y. 1964; Schönfeldt, "Grenzflächenaktive Äthylenoxid-addukte" [Interface-active Ethylene Oxide Adducts], Wiss. Verlagsgesell., Stuttgart 1976; Winnacker-Küchler, "Chemische Technologie", volume 7, C. Hanser Verlag Munich, 4th Ed. 1986.

On the basis of these formulations, it is also possible to produce combinations with other active compounds, for example insecticides, acaricides, herbicides, fungicides, and also with safeners, fertilizers and/or growth regulators, for example in the form of a finished formulation or as a tank mix.

10

Active compounds which can be employed in combination with the compounds according to the invention in mixed formulations or in the tank mix are, for example, known active compounds which are based on the inhibition of, for example, acetolactate synthase, acetyl-CoA carboxylase, cellulose synthase, enolpyruvylshikimate-3-phosphate synthase, glutamine synthetase, p-hydroxyphenylpyruvate dioxigenase, phytoene desaturase, photosystem I, photosystem II or protoporphyrinogen oxidase, as are described in, for example, Weed Research 26 (1986) 441-445 or "The Pesticide Manual", 16th edition, The British Crop Protection Council and the Royal Soc. of Chemistry, 2006 and the literature cited therein. Known herbicides or plant growth regulators which can be combined with the compounds according to the invention are, for example, the following, where said active compounds are designated either with their "common name" in accordance with the International Organization for Standardization (ISO) or with the chemical name or with the code number. They always encompass all of the application forms such as, for example, acids, salts, esters and also all isomeric forms such as stereoisomers and optical isomers, even if they are not explicitly mentioned.

20

Examples of such herbicidal mixing partners are:

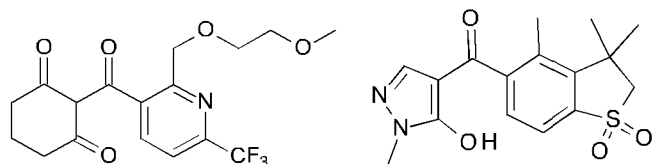
25 acetochlor, acifluorfen, acifluorfen-sodium, aclonifen, alachlor, allidochlor, alloxydim, alloxydim-sodium, ametryn, amicarbazone, amidochlor, amidosulfuron, aminocyclopyrachlor, aminocyclopyrachlor-potassium, aminocyclopyrachlor-methyl, aminopyralid, amitrole, ammonium sulfamate, anilofos, asulam, atrazine, azafenidin, azimsulfuron, beflubutamid, benazolin, benazolin-ethyl, benfluralin, benfuresate, bensulfuron, bensulfuron-methyl, bensulide, bentazone, benzobicyclon, benzofenap, bicyclopyron, bifenox, bilanafos, bilanafos-sodium, bispyribac, bispyribac-sodium, bromacil, bromobutide, bromofenoxim, bromoxynil, bromoxynil-butyrate, -potassium, -heptanoate and -octanoate, busoxinone, butachlor, butafenacil, butamifos, butenachlor, butralin, butroxydim, butylate, cafenstrole, carbetamide, carfentrazone, carfentrazone-ethyl, chloramben, chlorbromuron, chlorfenac, chlorfenac-sodium, chlorfenprop, chlorflurenol, chlorflurenol-methyl, chloridazon, chlorimuron, chlorimuron-ethyl, chlorophthalim, chlorotoluron, chlorthal-dimethyl, chloresulfuron, 3-[5-chloro-4-(trifluoromethyl)pyridin-2-yl]-4-hydroxy-1-methylimidazolidin-2-one, cinidon, cinidon-ethyl,

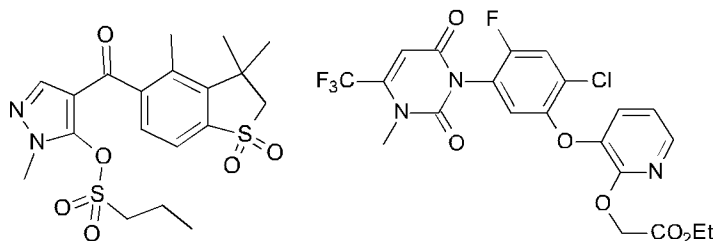
30

35

cinmethylin, cinosulfuron, clacyfos, clethodim, clodinafop, clodinafop-propargyl, clomazone, clomeprop,
 clocyralid, cloransulam, cloransulam-methyl, cumyluron, cyanamide, cyanazine, cycloate, cyclopyranil,
 cyclopyrimorate, cyclosulfamuron, cycloxydim, cyhalofop, cyhalofop-butyl, cyprazine, 2,4-D, 2,4-D-
 butotyl, -butyl, -dimethylammonium, -diolamin, -ethyl, 2-ethylhexyl, -isobutyl, -isooctyl, -
 5 isopropylammonium, -potassium, -triisopropanolammonium and -trolamine, 2,4-DB, 2,4-DB-butyl, -
 dimethylammonium, isooctyl, -potassium and -sodium, daimuron (dymron), dalapon, dazomet, n-decanol,
 desmedipham, detosyl-pyrazolate (DTP), dicamba, dichlobenil, 2-(2,4-dichlorobenzyl)-4,4-dimethyl-1,2-
 oxazolidin-3-one, 2-(2,5-dichlorobenzyl)-4,4-dimethyl-1,2-oxazolidin-3-one, dichlorprop, dichlorprop-P,
 diclofop, diclofop-methyl, diclofop-P-methyl, diclosulam, difenzoquat, diflufenican, diflufenzopyr,
 10 diflufenzopyr-sodium, dimefuron, dimepiperate, dimethachlor, dimethametryn, dimethenamid,
 dimethenamid-P, dimetrasulfuron, dinitramine, dinoterb, diphenamid, diquat, diquat-dibromid, dithiopyr,
 diuron, DNOC, endotal, EPTC, esprocarb, ethalfluralin, ethametsulfuron, ethametsulfuron-methyl,
 ethiozin, ethofumesate, ethoxyfen, ethoxyfen-ethyl, ethoxysulfuron, etobenzanid, F-9600, F-5231, i.e. N-
 [2-chloro-4-fluoro-5-[4-(3-fluoropropyl)-4,5-dihydro-5-oxo-1H-tetrazol-1-yl]-
 15 phenyl]ethanesulfonamide, F-7967, i.e. 3-[7-chloro-5-fluoro-2-(trifluoromethyl)-1H-benzimidazol-4-yl]-
 1-methyl-6-(trifluoromethyl)pyrimidine-2,4(1H,3H)-dione, fenoxaprop, fenoxaprop-P, fenoxaprop-ethyl,
 fenoxaprop-P-ethyl, fenoxasulfone, fenquinotriene, fentrazamide, flamprop, flamprop-M-isopropyl,
 flamprop-M-methyl, flazasulfuron, florasulam, florpyrauxifen, florpyrauxifen-benzyl, fluazifop,
 fluazifop-P, fluazifop-butyl, fluazifop-P-butyl, flucarbazone, flucarbazone-sodium, flucetosulfuron,
 20 fluchloralin, flufenacet, flufenpyr, flufenpyr-ethyl, flumetsulam, flumiclorac, flumiclorac-pentyl,
 flumioxazin, fluometuron, flurenol, flurenol-butyl, -dimethylammonium and -methyl, fluoroglycofen,
 fluoroglycofen-ethyl, flupropanate, flupyrsulfuron, flupyrsulfuron-methyl-sodium, fluridone,
 flurochloridone, fluroxypyr, fluroxypyr-meptyl, flurtamone, fluthiacet, fluthiacet-methyl, fomesafen,
 fomesafen-sodium, foramsulfuron, fosamine, glufosinate, glufosinate-ammonium, glufosinate-P-sodium,
 25 glufosinate-P-ammonium, glufosinate-P-sodium, glyphosate, glyphosate-ammonium, -
 isopropylammonium, -diammonium, -dimethylammonium, -potassium, -sodium and -trimesium, H-9201,
 i.e. O-(2,4-dimethyl-6-nitrophenyl) O-ethyl isopropylphosphoramidothioate, halauxifen, halauxifen-
 methyl, halosafen, halosulfuron, halosulfuron-methyl, haloxyfop, haloxyfop-P, haloxyfop-ethoxyethyl,
 haloxyfop-P-ethoxyethyl, haloxyfop-methyl, haloxyfop-P-methyl, hexazinone, HW-02, i.e. 1-
 30 (dimethoxyphosphoryl)ethyl (2,4-dichlorophenoxy)acetate, 4-hydroxy-1-methoxy-5-methyl-3-[4-
 (trifluoromethyl)pyridin-2-yl]imidazolidin-2-one, 4-hydroxy-1-methyl-3-[4-(trifluoromethyl)pyridin-2-
 yl]imidazolidin-2-one, imazamethabenz, imazamethabenz-methyl, imazamox, imazamox-ammonium,
 imazapic, imazapic-ammonium, imazapyr, imazapyr-isopropylammonium, imazaquin, imazaquin-
 ammonium, imazethapyr, imazethapyr-ammonium, imazosulfuron, indanofan, indaziflam, iodosulfuron,
 35 iodosulfuron-methyl-sodium, ioxynil, ioxynil-octanoate, -potassium and sodium, ipfencarbazone,
 isoproturon, isouron, isoxaben, isoxaflutole, karbutilate, KUH-043, i.e. 3-({5-(difluoromethyl)-1-methyl-
 3-(trifluoromethyl)-1H-pyrazol-4-yl}methyl)sulfonyl)-5,5-dimethyl-4,5-dihydro-1,2-oxazole,
 ketospiradox, lactofen, lenacil, linuron, MCPA, MCPA-butotyl, -dimethylammonium, -2-ethylhexyl, -

isopropylammonium, -potassium and -sodium, MCPB, MCPB-methyl, -ethyl and -sodium, mecoprop, mecoprop-sodium and -butotyl, mecoprop-P, mecoprop-P-butotyl, -dimethylammonium, -2-ethylhexyl and -potassium, mefenacet, mefluidide, mesosulfuron, mesosulfuron-methyl, mesotrione, methabenzthiazuron, metam, metamifop, metamitron, metazachlor, metazosulfuron, methabenzthiazuron, methiopyrsulfuron, methiozolin, methyl isothiocyanate, metobromuron, metolachlor, S-metolachlor, metosulam, metoxuron, metribuzin, metsulfuron, metsulfuron-methyl, molinate, monolinuron, monosulfuron, monosulfuron esters, MT-5950, i.e. N-[3-chloro-4-(1-methylethyl)-phenyl]-2-methylpentanamide, NGGC-011, napropamide, NC-310, i.e. 4-(2,4-dichlorobenzoyl)-1-methyl-5-benzyloxy pyrazole, neburon, nicosulfuron, nonanoic acid (pelargonic acid), norflurazon, oleic acid (fatty acids), orbencarb, orthosulfamuron, oryzalin, oxadiargyl, oxadiazon, oxasulfuron, oxaziclomefon, oxotrione (lancotrione), oxyfluorfen, paraquat, paraquat dichloride, pebulate, pendimethalin, penoxsulam, pentachlorophenol, pentoxazone, pethoxamid, petroleum oils, phenmedipham, picloram, picolinafen, pinoxaden, piperophos, pretilachlor, primisulfuron, primisulfuron-methyl, prodiamine, profoxydim, prometon, prometryn, propachlor, propanil, propaquizafop, propazine, propham, propisochlor, propoxycarbazone, propoxycarbazone-sodium, propyrisulfuron, propyzamide, prosulfocarb, prosulfuron, pyraclonil, pyraflufen, pyraflufen-ethyl, pyrasulfotole, pyrazolynate (pyrazolate), pyrazosulfuron, pyrazosulfuron-ethyl, pyrazoxyfen, pyribambenz, pyribambenz-isopropyl, pyribambenz-propyl, pyribenzoxim, pyributicarb, pyridafof, pyridate, pyrifitalid, pyriminobac, pyriminobac-methyl, pyrimisulfan, pyriothiobac, pyriothiobac-sodium, pyroxasulfone, pyroxsulam, quinclorac, quinmerac, quinclamine, quizalofop, quizalofop-ethyl, quizalofop-P, quizalofop-P-ethyl, quizalofop-P-tefuryl, rimsulfuron, saflufenacil, sethoxydim, siduron, simazine, simetryn, sulcotrion, sulfentrazone, sulfometuron, sulfometuron-methyl, sulfosulfuron, SYN-523, SYP-249, i.e. 1-ethoxy-3-methyl-1-oxobut-3-en-2-yl 5-[2-chloro-4-(trifluoromethyl)phenoxy]-2-nitrobenzoate, SYP-300, i.e. 1-[7-fluoro-3-oxo-4-(prop-2-yn-1-yl)-3,4-dihydro-2H-1,4-benzoxazin-6-yl]-3-propyl-2-thioxoimidazolidine-4,5-dione, 2,3,6-TBA, TCA (trifluoroacetic acid), TCA-sodium, tebuthiuron, tefuryltrione, tembotrione, tepraloxydim, terbacil, terbucarb, terbumeton, terbuthylazin, terbutryn, thenylchlor, thiazopyr, thiencarbazone, thiencarbazone-methyl, thifensulfuron, thifensulfuron-methyl, thiobencarb, tiafenacil, tolpyralate, topramezone, tralkoxydim, triafamone, tri-allate, triasulfuron, triaziflam, tribenuron, tribenuron-methyl, tricopyr, trietazine, trifloxysulfuron, trifloxysulfuron-sodium, trifludimoxazin, trifluralin, triflurosulfuron, triflurosulfuron-methyl, tritosulfuron, urea sulfate, vernolate, ZJ-0862, i.e. 3,4-dichloro-N-{2-[(4,6-dimethoxypyrimidin-2-yl)oxy]benzyl}aniline, and also the following compounds:

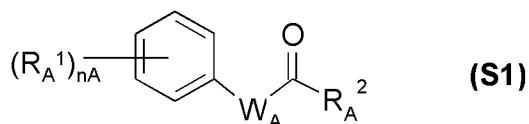




Examples of plant growth regulators as possible mixing partners are:

- acibenzolar, acibenzolar-S-methyl, 5-aminolevulinic acid, ancymidol, 6-benzylaminopurine, brassinolide, catechol, chlormequat chloride, cloprop, cyclanilide, 3-(cycloprop-1-enyl)propionic acid, daminozide, dazomet, n-decanol, dikegulac, dikegulac-sodium, endothal, endothal-dipotassium, -disodium, and mono(N,N-dimethylalkylammonium), ethephon, flumetralin, flurenol, flurenol-butyl, flurprimidol, forchlorfenuron, gibberellic acid, inabenfide, indole-3-acetic acid (IAA), 4-indol-3-ylbutyric acid, isoprothiolane, probenazole, jasmonic acid, jasmonic acid methyl ester, maleic hydrazide, mepiquat chloride, 1-methylcyclopropene, 2-(1-naphthyl)acetamide, 1-naphthylacetic acid, 2-naphthyloxyacetic acid, nitrophenolate mixture, 4-oxo-4[(2-phenylethyl)amino]butyric acid, paclobutrazole, N-phenylphthalamic acid, prohexadione, prohexadione-calcium, prohydrojasmon, salicylic acid, strigolactone, tecnazene, thidiazuron, triacontanol, trinexapac, trinexapac-ethyl, tsitodef, uniconazole, uniconazole-P.
- 15 Safeners which can be employed in combination with the compounds of the formula (I) according to the invention and optionally in combination with further active compounds such as insecticides, acaricides, herbicides, fungicides as listed above are preferably selected from the group consisting of:

S1) Compounds of the formula (S1)

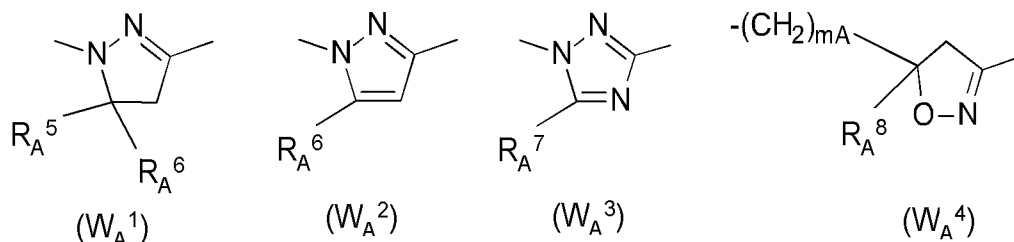


where the symbols and indices have the meanings below:

- 20 n_A represents a natural number from 0 to 5, preferably from 0 to 3;
- R_A^1 represents halogen, (C₁-C₄)-alkyl, (C₁-C₄)-alkoxy, nitro or (C₁-C₄)-haloalkyl;

W_A represents an unsubstituted or substituted divalent heterocyclic radical from the group of the partially unsaturated or aromatic five-membered heterocycles having 1 to 3 ring heteroatoms from the N and O group, where at least one nitrogen atom and at most one oxygen atom is present in the ring, preferably a radical from the group of (W_A^1) to (W_A^4),

5 m_A represents 0 or 1;



R_A^2 represents OR_A^3 , SR_A^3 or $NR_A^3R_A^4$ or a saturated or unsaturated 3- to 7-membered heterocycle having at least one nitrogen atom and up to 3 heteroatoms, preferably from the group consisting of O and S, which is joined to the carbonyl group in (S1) via the nitrogen atom and is unsubstituted or substituted by radicals from the group consisting of (C₁-C₄)-alkyl, (C₁-C₄)-alkoxy or optionally substituted phenyl, preferably a radical of the formula OR_A^3 , NHR_A^4 or $N(CH_3)_2$, especially of the formula OR_A^3 ;

10

R_A^3 represents hydrogen or an unsubstituted or substituted aliphatic hydrocarbon radical, preferably having a total of 1 to 18 carbon atoms;

R_A^4 represents hydrogen, (C₁-C₆)-alkyl, (C₁-C₆)-alkoxy or substituted or unsubstituted phenyl;

R_A^5 represents H, (C₁-C₈)-alkyl, (C₁-C₈)-haloalkyl, (C₁-C₄)-alkoxy-(C₁-C₈)-alkyl, cyano or $COOR_A^9$, where R_A^9 represents hydrogen, (C₁-C₈)-alkyl, (C₁-C₈)-haloalkyl, (C₁-C₄)-alkoxy-(C₁-C₄)-alkyl, (C₁-C₆)-hydroxyalkyl, (C₃-C₁₂)-cycloalkyl or tri-(C₁-C₄)-alkylsilyl;

15

R_A^6 , R_A^7 , R_A^8 are identical or different and represent hydrogen, (C₁-C₈)-alkyl, (C₁-C₈)-haloalkyl, (C₃-C₁₂)-cycloalkyl or substituted or unsubstituted phenyl;

preferably:

20 a) compounds of the dichlorophenylpyrazoline-3-carboxylic acid type (S1^a), preferably compounds such as 1-(2,4-dichlorophenyl)-5-(ethoxycarbonyl)-5-methyl-2-pyrazoline-3-carboxylic acid, ethyl 1-(2,4-dichlorophenyl)-5-(ethoxycarbonyl)-5-methyl-2-pyrazoline-3-carboxylate (S1-1) ("mefenpyr-diethyl"), and related compounds as described in WO-A-91/07874;

b) derivatives of dichlorophenylpyrazolecarboxylic acid (S1^b), preferably compounds such as ethyl 1-(2,4-dichlorophenyl)-5-methylpyrazole-3-carboxylate (S1-2), ethyl 1-(2,4-dichlorophenyl)-5-isopropylpyrazole-3-carboxylate (S1-3), ethyl 1-(2,4-dichlorophenyl)-5-(1,1-dimethylethyl)pyrazole-3-

25

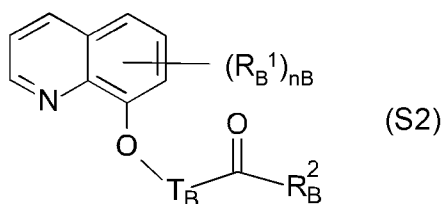
carboxylate (S1-4) and related compounds as described in EP-A-333 131 and EP-A-269 806;

c) derivatives of 1,5-diphenylpyrazole-3-carboxylic acid (S1^c), preferably compounds such as ethyl 1-(2,4-dichlorophenyl)-5-phenylpyrazole-3-carboxylate (S1-5), methyl 1-(2-chlorophenyl)-5-phenylpyrazole-3-carboxylate (S1-6) and related compounds as described in EP-A-268 554, for example;

5 d) compounds of the triazolecarboxylic acid type (S1^d), preferably compounds such as fenchlorazole(-ethyl ester), i.e. ethyl 1-(2,4-dichlorophenyl)-5-trichloromethyl-(1H)-1,2,4-triazole-3-carboxylate (S1-7), and related compounds as described in EP-A-174 562 and EP-A-346 620;

e) compounds of the 5-benzyl- or 5-phenyl-2-isoxazoline-3-carboxylic acid or of the 5,5-diphenyl-2-isoxazoline-3-carboxylic acid type (S1^e), preferably compounds such as ethyl 5-(2,4-dichlorobenzyl)-2-isoxazoline-3-carboxylate (S1-8) or ethyl 5-phenyl-2-isoxazoline-3-carboxylate (S1-9) and related
10 compounds as described in WO-A-91/08202, or 5,5-diphenyl-2-isoxazoline-3-carboxylic acid (S1-10) or ethyl 5,5-diphenyl-2-isoxazoline-3-carboxylate (S1-11) ("isoxadifen-ethyl") or n-propyl 5,5-diphenyl-2-isoxazoline-3-carboxylate (S1-12) or ethyl 5-(4-fluorophenyl)-5-phenyl-2-isoxazoline-3-carboxylate (S1-13), as described in patent application WO-A-95/07897.

15 S2) Quinoline derivatives of the formula (S2)



where the symbols and indices have the meanings below:

R_B^1 represents halogen, (C₁-C₄)-alkyl, (C₁-C₄)-alkoxy, nitro or (C₁-C₄)-haloalkyl;

n_B represents a natural number from 0 to 5, preferably from 0 to 3;

R_B^2 represents OR_B^3 , SR_B^3 or $NR_B^3R_B^4$ or a saturated

20 or unsaturated 3- to 7-membered heterocycle having at least one nitrogen atom and up to 3 heteroatoms, preferably from the group of O and S, which is joined via the nitrogen atom to the carbonyl group in (S2) and is unsubstituted or substituted by radicals from the group of (C₁-C₄)-alkyl, (C₁-C₄)-alkoxy or optionally substituted phenyl, preferably a radical of the formula OR_B^3 , NHR_B^4 or $N(CH_3)_2$, especially of the formula OR_B^3 ;

25 R_B^3 represents hydrogen or an unsubstituted or substituted aliphatic hydrocarbon radical, preferably having a total of 1 to 18 carbon atoms;

R_B^4 represents hydrogen, (C₁-C₆)-alkyl, (C₁-C₆)-alkoxy or substituted or unsubstituted phenyl;

T_B represents a (C₁ or C₂)-alkanediyl chain which is unsubstituted or substituted by one or two (C₁-C₄)-alkyl radicals or by [(C₁-C₃)-alkoxy]carbonyl;

preferably:

5 a) compounds of the 8-quinolinoxyacetic acid type (S2^a), preferably

1-methylhexyl (5-chloro-8-quinolinoxy)acetate ("cloquintocet-mexyl") (S2-1),

(1,3-dimethylbut-1-yl) (5-chloro-8-quinolinoxy)acetate (S2-2),

4-allyloxybutyl (5-chloro-8-quinolinoxy)acetate (S2-3),

1-allyloxyprop-2-yl (5-chloro-8-quinolinoxy)acetate (S2-4),

10 ethyl (5-chloro-8-quinolinoxy)acetate (S2-5),

methyl (5-chloro-8-quinolinoxy)acetate (S2-6),

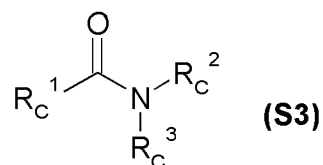
allyl (5-chloro-8-quinolinoxy)acetate (S2-7),

2-(2-propylideneiminoxy)-1-ethyl (5-chloro-8-quinolinoxy)acetate (S2-8), 2-oxoprop-1-yl (5-chloro-8-quinolinoxy)acetate (S2-9) and related compounds, as described in EP-A-86 750, EP-A-94 349 and EP-

15 A-191 736 or EP-A-0 492 366, and also (5-chloro-8-quinolinoxy)acetic acid (S2-10), hydrates and salts thereof, for example the lithium, sodium, potassium, calcium, magnesium, aluminum, iron, ammonium, quaternary ammonium, sulfonium or phosphonium salts thereof, as described in WO-A-2002/34048;

b) compounds of the (5-chloro-8-quinolinoxy)malonic acid type (S2^b), preferably compounds such as diethyl (5-chloro-8-quinolinoxy)malonate, diallyl (5-chloro-8-quinolinoxy)malonate, methyl ethyl (5-
20 chloro-8-quinolinoxy)malonate and related compounds, as described in EP-A-0 582 198.

S3) Compounds of the formula (S3)



where the symbols and indices are defined as follows:

25 R_C^1 represents (C₁-C₄)-alkyl, (C₁-C₄)-haloalkyl, (C₂-C₄)-alkenyl, (C₂-C₄)-haloalkenyl, (C₃-C₇)-cycloalkyl, preferably dichloromethyl;

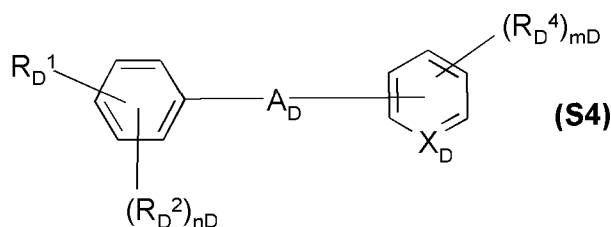
R_C^2 , R_C^3 are identical or different and represent hydrogen, (C₁-C₄)alkyl, (C₂-C₄)alkenyl, (C₂-C₄)alkynyl, (C₁-C₄)haloalkyl, (C₂-C₄)haloalkenyl, (C₁-C₄)alkylcarbamoyl-(C₁-C₄)alkyl, (C₂-C₄)alkenylcarbamoyl-(C₁-C₄)alkyl, (C₁-C₄)alkoxy-(C₁-C₄)alkyl, dioxolanyl-(C₁-C₄)alkyl, thiazolyl, furyl, furylalkyl, thienyl, piperidyl, substituted or unsubstituted phenyl, or R_C^2 and R_C^3 together form a substituted or unsubstituted
 5 heterocyclic ring, preferably an oxazolidine, thiazolidine, piperidine, morpholine, hexahydropyrimidine or benzoxazine ring;

preferably:

active compounds of the dichloroacetamide type, which are frequently used as pre-emergence safeners (soil-acting safeners), for example

- 10 "dichlormid" (N,N-diallyl-2,2-dichloroacetamide) (S3-1),
 "R-29148" (3-dichloroacetyl-2,2,5-trimethyl-1,3-oxazolidine) from Stauffer (S3-2),
 "R-28725" (3-dichloroacetyl-2,2-dimethyl-1,3-oxazolidine) from Stauffer (S3-3),
 "benoxacor" (4-dichloroacetyl-3,4-dihydro-3-methyl-2H-1,4-benzoxazine) (S3-4),
 "PPG-1292" (N-allyl-N-[(1,3-dioxolan-2-yl)methyl]dichloroacetamide) from PPG Industries (S3-5),
 15 "DKA-24" (N-allyl-N-[(allylaminocarbonyl)methyl]dichloroacetamide) from Sagro-Chem (S3-6),
 "AD-67" or "MON 4660" (3-dichloroacetyl-1-oxa-3-azaspiro[4.5]decane) from Nitrokemia or Monsanto (S3-7),
 "TI-35" (1-dichloroacetylazepane) from TRI-Chemical RT (S3-8),
 "diclonon" (dicyclonon) or "BAS145138" or "LAB145138" (S3-9)
 20 ((RS)-1-dichloroacetyl-3,3,8a-trimethylperhydropyrrolo[1,2-a]pyrimidin-6-one) from BASF,
 "furlazole" or "MON 13900" ((RS)-3-dichloroacetyl-5-(2-furyl)-2,2-dimethyloxazolidine) (S3-10); and
 the (R) isomer thereof (S3-11).

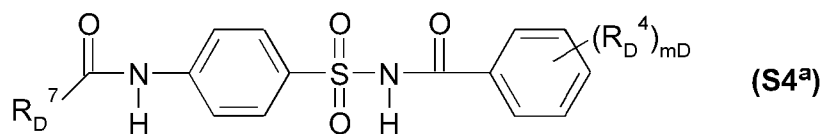
S4) N-acylsulfonamides of the formula (S4) and salts thereof,



in which the symbols and indices are defined as follows:

- A_D represents $SO_2-NR_D^3-CO$ or $CO-NR_D^3-SO_2$
- X_D represents CH or N;
- R_D^1 represents $CO-NR_D^5R_D^6$ or $NHCO-R_D^7$;
- 5 R_D^2 represents halogen, (C₁-C₄)-haloalkyl, (C₁-C₄)-haloalkoxy, nitro, (C₁-C₄)-alkyl, (C₁-C₄)-alkoxy, (C₁-C₄)-alkylsulfonyl, (C₁-C₄)-alkoxycarbonyl or (C₁-C₄)-alkylcarbonyl;
- R_D^3 represents hydrogen, (C₁-C₄)-alkyl, (C₂-C₄)-alkenyl or (C₂-C₄)-alkynyl;
- R_D^4 represents halogen, nitro, (C₁-C₄)-alkyl, (C₁-C₄)-haloalkyl, (C₁-C₄)-haloalkoxy, (C₃-C₆)-cycloalkyl, phenyl, (C₁-C₄)-alkoxy, cyano, (C₁-C₄)-alkylthio, (C₁-C₄)-alkylsulfinyl, (C₁-C₄)-alkylsulfonyl,
10 (C₁-C₄)-alkoxycarbonyl or (C₁-C₄)-alkylcarbonyl;
- R_D^5 represents hydrogen, (C₁-C₆)-alkyl, (C₃-C₆)-cycloalkyl, (C₂-C₆)-alkenyl, (C₂-C₆)-alkynyl, (C₅-C₆)-cycloalkenyl, phenyl or 3- to 6-membered heterocyclyl containing v_D heteroatoms from the group consisting of nitrogen, oxygen and sulfur, where the seven latter radicals are substituted by v_D substituents from the group consisting of halogen, (C₁-C₆)-alkoxy, (C₁-C₆)-haloalkoxy, (C₁-C₂)-alkylsulfinyl, (C₁-C₂)-alkylsulfonyl, (C₃-C₆)-cycloalkyl, (C₁-C₄)-alkoxycarbonyl, (C₁-C₄)-alkylcarbonyl and phenyl and, in the
15 case of cyclic radicals, also (C₁-C₄)-alkyl and (C₁-C₄)-haloalkyl;
- R_D^6 represents hydrogen, (C₁-C₆)-alkyl, (C₂-C₆)-alkenyl or (C₂-C₆)-alkynyl, where the three latter radicals are substituted by v_D radicals from the group consisting of halogen, hydroxyl, (C₁-C₄)-alkyl, (C₁-C₄)-alkoxy and (C₁-C₄)-alkylthio, or
- 20 R_D^5 and R_D^6 together with the nitrogen atom carrying them form a pyrrolidinyl or piperidinyl radical;
- R_D^7 represents hydrogen, (C₁-C₄)-alkylamino, di-(C₁-C₄)-alkylamino, (C₁-C₆)-alkyl, (C₃-C₆)-cycloalkyl, where the 2 latter radicals are substituted by v_D substituents from the group consisting of halogen, (C₁-C₄)-alkoxy, (C₁-C₆)-haloalkoxy and (C₁-C₄)-alkylthio and, in the case of cyclic radicals, also (C₁-C₄)-alkyl and (C₁-C₄)-haloalkyl;
- 25 n_D represents 0, 1 or 2;
- m_D represents 1 or 2;
- v_D represents 0, 1, 2 or 3;

among these, preference is given to compounds of the N-acylsulfonamide type, for example of the formula (S4^a) below, which are known, for example, from WO-A-97/45016



in which

R_D^7 represents (C₁-C₆)-alkyl, (C₃-C₆)-cycloalkyl, where the 2 latter radicals are substituted by v_D substituents from the group consisting of halogen, (C₁-C₄)-alkoxy, (C₁-C₆)-haloalkoxy and (C₁-C₄)-alkylthio and, in the case of cyclic radicals, also (C₁-C₄)-alkyl and (C₁-C₄)-haloalkyl;

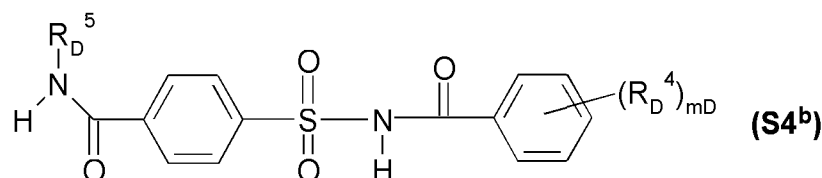
R_D^4 represents halogen, (C₁-C₄)-alkyl, (C₁-C₄)-alkoxy, CF₃;

m_D represents 1 or 2;

v_D represents 0, 1, 2 or 3;

and also

10 acylsulfamoylbenzamides, for example of the formula (S4^b) below, which are known, for example, from WO-A-99/16744,



e.g. those in which

R_D^5 = cyclopropyl and (R_D^4) = 2-OMe ("cyprosulfamide", S4-1),

15 R_D^5 = cyclopropyl and (R_D^4) = 5-Cl-2-OMe (S4-2),

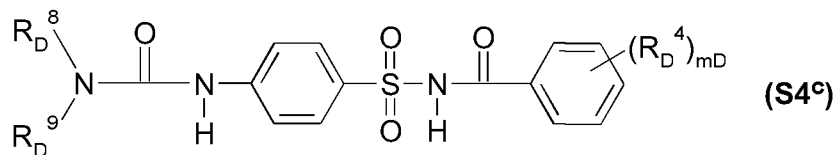
R_D^5 = ethyl and (R_D^4) = 2-OMe (S4-3),

R_D^5 = isopropyl and (R_D^4) = 5-Cl-2-OMe (S4-4) and

R_D^5 = isopropyl and (R_D^4) = 2-OMe (S4-5)

and also

20 compounds of the N-acylsulfamoylphenylurea type, of the formula (S4^c), which are known, for example, from EP-A-365484,



in which

R_D^8 and R_D^9 independently of one another represent hydrogen, (C₁-C₈)-alkyl, (C₃-C₈)-cycloalkyl, (C₃-C₆)-alkenyl, (C₃-C₆)-alkynyl,

5 R_D^4 represents halogen, (C₁-C₄)-alkyl, (C₁-C₄)-alkoxy, CF₃,

m_D represents 1 or 2;

for example

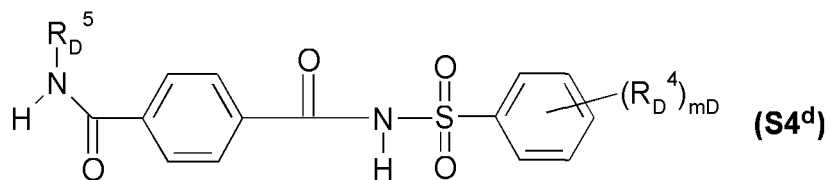
1-[4-(N-2-methoxybenzoylsulfamoyl)phenyl]-3-methylurea ("metcamifen", S4-6),

1-[4-(N-2-methoxybenzoylsulfamoyl)phenyl]-3,3-dimethylurea,

10 1-[4-(N-4,5-dimethylbenzoylsulfamoyl)phenyl]-3-methylurea,

and also

N-phenylsulfonylterephthalamides of the formula (S4^d), which are known, for example, from CN 101838227,



15 e.g. those in which

R_D^4 represents halogen, (C₁-C₄)-alkyl, (C₁-C₄)-alkoxy, CF₃;

m_D represents 1 or 2;

R_D^5 represents hydrogen, (C₁-C₆)-alkyl, (C₃-C₆)-cycloalkyl, (C₂-C₆)-alkenyl, (C₂-C₆)-alkynyl, (C₅-C₆)-cycloalkenyl.

20 S5) Active compounds from the class of the hydroxyaromatics and the aromatic-aliphatic carboxylic acid derivatives (S5), for example

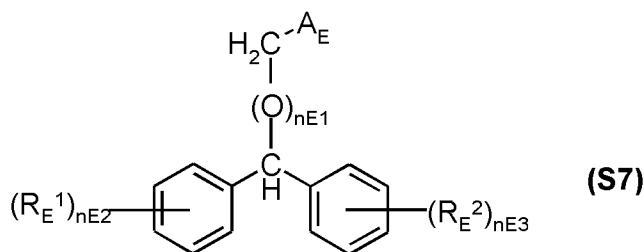
ethyl 3,4,5-triacetoxybenzoate, 3,5-dimethoxy-4-hydroxybenzoic acid, 3,5-dihydroxybenzoic acid, 4-hydroxysalicylic acid, 4-fluorosalicylic acid, 2-hydroxycinnamic acid, 2,4-dichlorocinnamic acid, as described in WO-A-2004/084631, WO-A-2005/015994, WO-A-2005/016001.

S6) Active compounds from the class of the 1,2-dihydroquinoxalin-2-ones (S6), for example

- 5 1-methyl-3-(2-thienyl)-1,2-dihydroquinoxalin-2-one, 1-methyl-3-(2-thienyl)-1,2-dihydroquinoxaline-2-thione, 1-(2-aminoethyl)-3-(2-thienyl)-1,2-dihydroquinoxalin-2-one hydrochloride, 1-(2-methylsulfonylaminoethyl)-3-(2-thienyl)-1,2-dihydroquinoxalin-2-one, as described in WO-A-2005/112630.

S7) Compounds of the formula (S7), as described in WO-A-1998/38856,

10



in which the symbols and indices are defined as follows:

R_{E^1}, R_{E^2} independently of one another are halogen, (C₁-C₄)-alkyl, (C₁-C₄)-alkoxy, (C₁-C₄)-haloalkyl, (C₁-C₄)-alkylamino, di-(C₁-C₄)-alkylamino, nitro;

A_E represents COOR_{E³} or COSR_{E⁴}

- 15 R_{E^3}, R_{E^4} independently of one another are hydrogen, (C₁-C₄)-alkyl, (C₂-C₆)-alkenyl, (C₂-C₄)-alkynyl, cyanoalkyl, (C₁-C₄)-haloalkyl, phenyl, nitrophenyl, benzyl, halobenzyl, pyridinylalkyl and alkylammonium,

n_{E^1} represents 0 or 1

n_{E^2}, n_{E^3} independently of one another are 0, 1 or 2,

- 20 preferably:

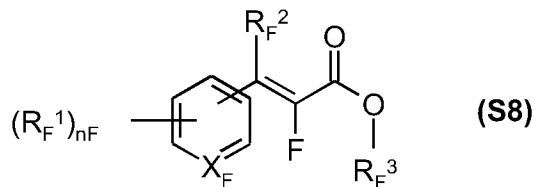
diphenylmethoxyacetic acid,

ethyl diphenylmethoxyacetate,

methyl diphenylmethoxyacetate (CAS reg. no. 41858-19-9) (S7-1).

S8) Compounds of the formula (S8), as described in WO-A-98/27,049,

in which



X_F represents CH or N,

n_F in the case that $X_F=N$ represents an integer from 0 to 4 and

in the case that $X_F=CH$ represents an integer from 0 to 5,

5 R_F^1 represents halogen, (C₁-C₄)-alkyl, (C₁-C₄)-haloalkyl, (C₁-C₄)-alkoxy, (C₁-C₄)-haloalkoxy, nitro, (C₁-C₄)-alkylthio, (C₁-C₄)-alkylsulfonyl, (C₁-C₄)-alkoxycarbonyl, optionally substituted phenyl, optionally substituted phenoxy,

R_F^2 represents hydrogen or (C₁-C₄)-alkyl,

10 R_F^3 represents hydrogen, (C₁-C₈)-alkyl, (C₂-C₄)-alkenyl, (C₂-C₄)-alkynyl or aryl, where each of the abovementioned carbon-containing radicals is unsubstituted or substituted by one or more, preferably up to three identical or different radicals from the group consisting of halogen and alkoxy; or salts thereof,

preferably compounds in which

X_F represents CH,

n_F represents an integer from 0 to 2,

15 R_F^1 represents halogen, (C₁-C₄)-alkyl, (C₁-C₄)-haloalkyl, (C₁-C₄)-alkoxy, (C₁-C₄)-haloalkoxy,

R_F^2 represents hydrogen or (C₁-C₄)-alkyl,

R_F^3 represents hydrogen, (C₁-C₈)-alkyl, (C₂-C₄)-alkenyl, (C₂-C₄)-alkynyl or aryl, where each of the abovementioned carbon-containing radicals is unsubstituted or substituted by one or more, preferably up to three identical or different radicals from the group consisting of halogen and alkoxy,

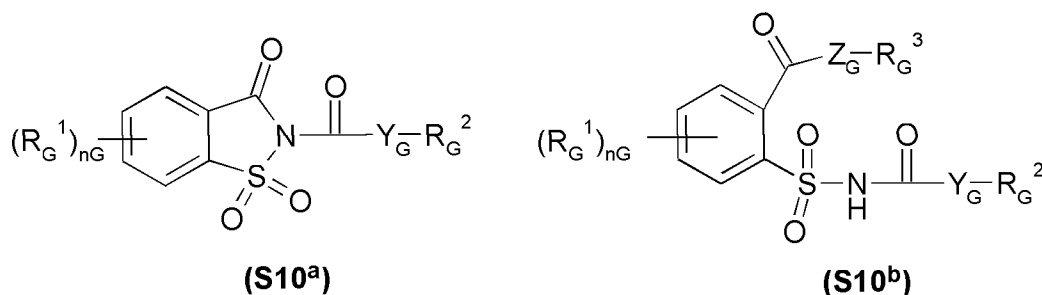
20 or salts thereof.

S9) Active compounds from the class of the 3-(5-tetrazolylcarbonyl)-2-quinolones (S9), for example

1,2-dihydro-4-hydroxy-1-ethyl-3-(5-tetrazolylcarbonyl)-2-quinolone (CAS reg. no. 219479-18-2), 1,2-dihydro-4-hydroxy-1-methyl-3-(5-tetrazolylcarbonyl)-2-quinolone (CAS Reg. No. 95855-00-8), as described in WO-A-1999/000020.

S10) Compounds of the formulae (S10^a) or (S10^b)

as described in WO-A-2007/023719 and WO-A-2007/023764



in which

5 R_G^1 represents halogen, (C₁-C₄)-alkyl, methoxy, nitro, cyano, CF₃, OCF₃,

Y_G, Z_G independently of one another represent O or S,

n_G represents an integer from 0 to 4,

R_G^2 represents (C₁-C₁₆)-alkyl, (C₂-C₆)-alkenyl, (C₃-C₆)-cycloalkyl, aryl; benzyl, halobenzyl,

R_G^3 represents hydrogen or (C₁-C₆)-alkyl.

10 S11) Active compounds of the oxyimino compounds type (S11), which are known as seed-dressing agents, for example

"oxabetrinil" ((Z)-1,3-dioxolan-2-ylmethoxyimino(phenyl)acetonitrile) (S11-1), which is known as a seed-dressing safener for millet/sorghum against metolachlor damage,

15 "fluxofenim" (1-(4-chlorophenyl)-2,2,2-trifluoro-1-ethanone O-(1,3-dioxolan-2-ylmethyl)oxime) (S11-2), which is known as a seed-dressing safener for millet/sorghum against metolachlor damage, and

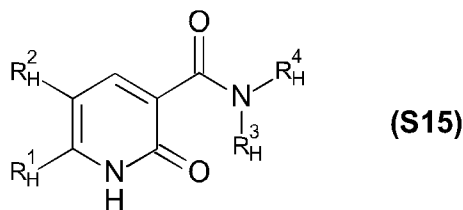
"cyometrinil" or "CGA-43089" ((Z)-cyanomethoxyimino(phenyl)acetonitrile) (S11-3), which is known as a seed-dressing safener for millet/sorghum against metolachlor damage.

S12) Active compounds from the class of the isothiochromanones (S12), for example methyl [(3-oxo-1H-2-benzothiopyran-4(3H)-ylidene)methoxy]acetate (CAS Reg. No. 205121-04-6) (S12-1) and related
20 compounds from WO-A-1998/13361.

S13) One or more compounds from group (S13):

"naphthalic anhydride" (1,8-naphthalenedicarboxylic anhydride) (S13-1), which is known as a seed-dressing safener for corn against thiocarbamate herbicide damage,

- "fencloirim" (4,6-dichloro-2-phenylpyrimidine) (S13-2), which is known as a safener for pretilachlor in sown rice,
- "flurazole" (benzyl 2-chloro-4-trifluoromethyl-1,3-thiazole-5-carboxylate) (S13-3), which is known as a seed-dressing safener for millet/sorghum against alachlor and metolachlor damage,
- 5 "CL 304415" (CAS Reg. No. 31541-57-8)
- (4-carboxy-3,4-dihydro-2H-1-benzopyran-4-acetic acid) (S13-4) from American Cyanamid, which is known as a safener for corn against damage by imidazolinones,
- "MG 191" (CAS Reg. No. 96420-72-3) (2-dichloromethyl-2-methyl-1,3-dioxolane) (S13-5) from Nitrokemia, which is known as a safener for corn,
- 10 "MG 838" (CAS Reg. No. 133993-74-5)
- (2-propenyl 1-oxa-4-azaspiro[4.5]decane-4-carbodithioate) (S13-6) from Nitrokemia,
- "disulfoton" (O,O-diethyl S-2-ethylthioethyl phosphorodithioate) (S13-7),
- "dietholate" (O,O-diethyl O-phenyl phosphorothioate) (S13-8),
- "mephenate" (4-chlorophenyl methylcarbamate) (S13-9).
- 15 S14) Active compounds which, in addition to herbicidal action against harmful plants, also have safener action on crop plants such as rice, for example
- "dimepiperate" or "MY 93" (*S*-1-methyl 1-phenylethylpiperidine-1-carbothioate), which is known as a safener for rice against damage by the herbicide molinate,
- "daimuron" or "SK 23" (1-(1-methyl-1-phenylethyl)-3-p-tolylurea), which is known as a safener for rice
- 20 against damage by the herbicide imazosulfuron,
- "cumyluron" = "JC 940" (3-(2-chlorophenylmethyl)-1-(1-methyl-1-phenylethyl)urea, see JP-A-60087254), which is known as safener for rice against damage by some herbicides,
- "methoxyphenone" or "NK 049" (3,3'-dimethyl-4-methoxybenzophenone), which is known as a safener for rice against damage by some herbicides,
- 25 "CSB" (1-bromo-4-(chloromethylsulfonyl)benzene) from Kumiai, (CAS Reg. No. 54091-06-4), which is known as a safener against damage by some herbicides in rice.
- S15) Compounds of the formula (S15) or tautomers thereof



as described in WO-A-2007/131861 and WO-A-2008/131860

in which

R_H^1 represents a (C₁-C₆)-haloalkyl radical and

5 R_H^2 represents hydrogen or halogen and

R_H^3, R_H^4 independently of one another represent hydrogen, (C₁-C₁₆)-alkyl, (C₂-C₁₆)-alkenyl or (C₂-C₁₆)-alkynyl,

where each of the 3 latter radicals is unsubstituted or substituted by one or more radicals from the group of halogen, hydroxyl, cyano, (C₁-C₄)-alkoxy, (C₁-C₄)-haloalkoxy, (C₁-C₄)-alkylthio, (C₁-C₄)-alkylamino,
 10 di[(C₁-C₄)-alkyl]amino, [(C₁-C₄)-alkoxy]carbonyl, [(C₁-C₄)-haloalkoxy]carbonyl, (C₃-C₆)-cycloalkyl which is unsubstituted or substituted, phenyl which is unsubstituted or substituted, and heterocyclyl which is unsubstituted or substituted,

or (C₃-C₆)-cycloalkyl, (C₄-C₆)-cycloalkenyl, (C₃-C₆)-cycloalkyl fused on one side of the ring to a 4 to 6-membered saturated or unsaturated carbocyclic ring, or (C₄-C₆)-cycloalkenyl fused on one side of the ring
 15 to a 4 to 6-membered saturated or unsaturated carbocyclic ring,

where each of the 4 latter radicals is unsubstituted or substituted by one or more radicals from the group consisting of halogen, hydroxyl, cyano, (C₁-C₄)-alkyl, (C₁-C₄)-haloalkyl, (C₁-C₄)-alkoxy, (C₁-C₄)-haloalkoxy, (C₁-C₄)-alkylthio, (C₁-C₄)-alkylamino, di[(C₁-C₄)-alkyl]amino, [(C₁-C₄)-alkoxy]carbonyl, [(C₁-C₄)-haloalkoxy]carbonyl, (C₃-C₆)-cycloalkyl which is unsubstituted or substituted, phenyl which is
 20 unsubstituted or substituted, and heterocyclyl which is unsubstituted or substituted,

or

R_H^3 represents (C₁-C₄)-alkoxy, (C₂-C₄)-alkenyloxy, (C₂-C₆)-alkynyloxy or (C₂-C₄)-haloalkoxy and

R_H^4 represents hydrogen or (C₁-C₄)-alkyl or

R_H^3 and R_H^4 together with the directly attached nitrogen atom represent a four- to eight-membered
 25 heterocyclic ring which, as well as the nitrogen atom, may also contain further ring heteroatoms, preferably up to two further ring heteroatoms from the group of N, O and S, and which is unsubstituted or

substituted by one or more radicals from the group of halogen, cyano, nitro, (C₁-C₄)-alkyl, (C₁-C₄)-haloalkyl, (C₁-C₄)-alkoxy, (C₁-C₄)-haloalkoxy and (C₁-C₄)-alkylthio.

S16) Active compounds which are used primarily as herbicides but also have safener action on crop plants, for example

- 5 (2,4-dichlorophenoxy)acetic acid (2,4-D),
 (4-chlorophenoxy)acetic acid,
 (R,S)-2-(4-chloro-o-tolyloxy)propionic acid (mecoprop),
 4-(2,4-dichlorophenoxy)butyric acid (2,4-DB),
 (4-chloro-o-tolyloxy)acetic acid (MCPA),
- 10 4-(4-chloro-o-tolyloxy)butyric acid,
 4-(4-chlorophenoxy)butyric acid,
 3,6-dichloro-2-methoxybenzoic acid (dicamba),
 1-(ethoxycarbonyl)ethyl 3,6-dichloro-2-methoxybenzoate (lactidichlor-ethyl).
- 15 Particularly preferred safeners are mefenpyr-diethyl, cyprosulfamide, isoxadifen-ethyl, cloquintocet-mexyl, benoxacor, dichlormid and metcamifen.

Wettable powders are preparations uniformly dispersible in water which, in addition to the active compound and apart from a diluent or inert substance, also comprise surfactants of ionic and/or nonionic type (wetting agent, dispersant), e.g. polyethoxylated alkylphenols, polyethoxylated fatty alcohols, polyethoxylated fatty amines, fatty alcohol polyglycoethersulfates, alkanesulfonates, alkylbenzenesulfonates, sodium lignosulfonate, sodium 2,2'-dinaphthylmethane-6,6'-disulfonate, sodium dibutyl-naphthalenesulfonate or else sodium oleoylmethyltaurate. To produce the wettable powders, the herbicidally active compounds are finely ground, for example in customary apparatuses such as hammer mills, blower mills and air-jet mills, and simultaneously or subsequently mixed with the formulation auxiliaries.

Emulsifiable concentrates are produced by dissolving the active compound in an organic solvent, for example butanol, cyclohexanone, dimethylformamide, xylene, or else relatively high-boiling aromatics or hydrocarbons or mixtures of the organic solvents, with addition of one or more ionic and/or nonionic surfactants (emulsifiers). Examples of emulsifiers which may be used are: calcium alkylarylsulfonates such as calcium dodecylbenzenesulfonate, or nonionic emulsifiers such as fatty acid polyglycol esters, alkylaryl polyglycol ethers, fatty alcohol polyglycol ethers, propylene oxide/ethylene oxide condensation products, alkyl polyethers, sorbitan esters, for example sorbitan fatty acid esters, or polyoxyethylene sorbitan esters, for example polyoxyethylene sorbitan fatty esters.

Dusting products are obtained by grinding the active compound with finely distributed solids, for example talc, natural clays, such as kaolin, bentonite and pyrophyllite, or diatomaceous earth.

5 Suspension concentrates may be water- or oil-based. They may be prepared, for example, by wet-grinding by means of commercial bead mills and optional addition of surfactants as have, for example, already been listed above for the other formulation types.

10 Emulsions, for example oil-in-water emulsions (EW), can be produced, for example, by means of stirrers, colloid mills and/or static mixers using aqueous organic solvents and optionally surfactants as already listed above, for example, for the other formulation types.

15 Granules can be prepared either by spraying the active compound onto granular inert material capable of adsorption or by applying active compound concentrates to the surface of carrier substances, such as sand, kaolinites or granular inert material, by means of adhesives, for example polyvinyl alcohol, sodium polyacrylate or mineral oils. Suitable active compounds can also be granulated in the manner customary for the production of fertilizer granules - if desired as a mixture with fertilizers.

20 Water-dispersible granules are produced generally by the customary processes such as spray-drying, fluidized-bed granulation, pan granulation, mixing with high-speed mixers and extrusion without solid inert material.

25 For the production of pan, fluidized-bed, extruder and spray granules, see e.g. processes in "Spray-Drying Handbook" 3rd Ed. 1979, G. Goodwin Ltd., London, J.E. Browning, "Agglomeration", Chemical and Engineering 1967, pages 147 ff.; "Perry's Chemical Engineer's Handbook", 5th Ed., McGraw-Hill, New York 1973, pp. 8-57.

30 For further details regarding the formulation of crop protection compositions, see, for example, G.C. Klingman, "Weed Control as a Science", John Wiley and Sons, Inc., New York, 1961, pages 81-96 and J.D. Freyer, S.A. Evans, "Weed Control Handbook", 5th Ed., Blackwell Scientific Publications, Oxford, 1968, pages 101-103.

35 The agrochemical preparations contain generally 0.1 to 99% by weight, especially 0.1 to 95% by weight, of compounds of the invention. In wettable powders, the active compound concentration is, for example, about 10 to 90% by weight, the remainder to 100% by weight consisting of customary formulation constituents. In emulsifiable concentrates, the active compound concentration may be about 1% to 90% and preferably 5% to 80% by weight. Formulations in the form of dusts comprise 1% to 30% by weight of active compound, preferably usually 5% to 20% by weight of active compound; sprayable solutions contain about 0.05% to 80% by weight, preferably 2% to 50% by weight of active compound. In the case

of water-dispersible granules, the active compound content depends partially on whether the active compound is in liquid or solid form and on which granulation auxiliaries, fillers, etc., are used. In the water-dispersible granules, the content of active compound is, for example, between 1 and 95% by weight, preferably between 10 and 80% by weight.

5

In addition, the active compound formulations mentioned optionally comprise the respective customary stickers, wetters, dispersants, emulsifiers, penetrants, preservatives, antifreeze agents and solvents, fillers, carriers and dyes, defoamers, evaporation inhibitors and agents which influence the pH and the viscosity.

10 On the basis of these formulations, it is also possible to produce combinations with other pesticidally active substances, for example insecticides, acaricides, herbicides, fungicides, and also with safeners, fertilizers and/or growth regulators, for example in the form of a finished formulation or as a tank mix.

For application, the formulations in commercial form are, if appropriate, diluted in a customary manner,
15 for example in the case of wettable powders, emulsifiable concentrates, dispersions and water-dispersible granules with water. Dust-type preparations, granules for soil application or granules for scattering and sprayable solutions are not normally diluted further with other inert substances prior to application.

The required application rate of the compounds of the formula (I) and their salts varies according to the
20 external conditions such as, inter alia, temperature, humidity and the type of herbicide used. It can vary within wide limits, for example between 0.001 and 10.0 kg/ha or more of active substance, but it is preferably between 0.005 and 5 kg/ha, more preferably in the range of from 0.01 to 1.5 kg/ha, particularly preferably in the range from 0.05 to 1 kg/ha g/ha. This applies both to the pre-emergence and the post-emergence application.

25

A carrier is a natural or synthetic, organic or inorganic substance with which the active compounds are mixed or combined for better applicability, in particular for application to plants or plant parts or seed. The carrier, which may be solid or liquid, is generally inert and should be suitable for use in agriculture. Useful solid or liquid carriers include: for example ammonium salts and natural rock dusts, such as
30 kaolins, clays, talc, chalk, quartz, attapulgite, montmorillonite or diatomaceous earth, and synthetic rock dusts, such as finely divided silica, alumina and natural or synthetic silicates, resins, waxes, solid fertilizers, water, alcohols, especially butanol, organic solvents, mineral and vegetable oils, and derivatives thereof. It is likewise possible to use mixtures of such carriers. Useful solid carriers for granules include: for example crushed and fractionated natural rocks such as calcite, marble, pumice,
35 sepiolite, dolomite, and synthetic granules of inorganic and organic meals, and also granules of organic material such as sawdust, coconut shells, corn cobs and tobacco stalks.

Suitable liquefied gaseous extenders or carriers are liquids which are gaseous at standard temperature and under atmospheric pressure, for example aerosol propellants such as halogenated hydrocarbons, or else butane, propane, nitrogen and carbon dioxide.

5 In the formulations, it is possible to use tackifiers such as carboxymethylcellulose, natural and synthetic polymers in the form of powders, granules or latices, such as gum arabic, polyvinyl alcohol and polyvinyl acetate, or else natural phospholipids such as cephalins and lecithins, and synthetic phospholipids. Further additives may be mineral and vegetable oils.

10 When the extender used is water, it is also possible to use, for example, organic solvents as auxiliary solvents. Useful liquid solvents are essentially: aromatics such as xylene, toluene or alkylnaphthalenes, chlorinated aromatics or chlorinated aliphatic hydrocarbons such as chlorobenzenes, chloroethylenes or dichloromethane, aliphatic hydrocarbons such as cyclohexane or paraffins, for example mineral oil fractions, mineral and vegetable oils, alcohols such as butanol or glycol and their ethers and esters, ketones such as acetone, methyl ethyl ketone, methyl isobutyl ketone or cyclohexanone, strongly polar solvents such as dimethylformamide and dimethyl sulfoxide, and also water.

15 The compositions according to the invention may additionally comprise further components, for example surfactants. Useful surfactants are emulsifiers and/or foam formers, dispersants or wetting agents having ionic or nonionic properties, or mixtures of these surfactants. Examples thereof are salts of polyacrylic acid, salts of lignosulfonic acid, salts of phenolsulfonic acid or naphthalenesulfonic acid, polycondensates
20 of ethylene oxide with fatty alcohols or with fatty acids or with fatty amines, substituted phenols (preferably alkylphenols or arylphenols), salts of sulfosuccinic esters, taurine derivatives (preferably alkyl taurates), phosphoric esters of polyethoxylated alcohols or phenols, fatty acid esters of polyols, and derivatives of the compounds containing sulfates, sulfonates and phosphates, for example alkylaryl polyglycol ethers, alkylsulfonates, alkyl sulfates, arylsulfonates, protein hydrolysates, lignosulfite waste
25 liquors and methylcellulose. The presence of a surfactant is necessary if one of the active compounds and/or one of the inert carriers is insoluble in water and when application is effected in water. The proportion of surfactants is between 5 and 40 per cent by weight of the inventive composition. It is possible to use dyes such as inorganic pigments, for example iron oxide, titanium oxide and Prussian Blue, and organic dyes such as alizarin dyes, azo dyes and metal phthalocyanine dyes, and trace nutrients
30 such as salts of iron, manganese, boron, copper, cobalt, molybdenum and zinc.

If appropriate, it is also possible for other additional components to be present, for example protective colloids, binders, adhesives, thickeners, thixotropic substances, penetrants, stabilizers, sequestrants, complexing agents. In general, the active compounds can be combined with any solid or liquid additive
35 commonly used for formulation purposes. In general, the compositions and formulations according to the invention contain between 0.05 and 99% by weight, 0.01 and 98% by weight, preferably between 0.1 and 95% by weight, more preferably between 0.5 and 90% active compound, most preferably between 10 and 70 per cent by weight. The active compounds or compositions according to the invention can be used as

such or, depending on their respective physical and/or chemical properties, in the form of their formulations or the use forms prepared therefrom, such as aerosols, capsule suspensions, cold-fogging concentrates, warm-fogging concentrates, encapsulated granules, fine granules, flowable concentrates for the treatment of seed, ready-to-use solutions, dustable powders, emulsifiable concentrates, oil-in-water emulsions, water-in-oil emulsions, macrogranules, microgranules, oil-dispersible powders, oil-miscible flowable concentrates, oil-miscible liquids, foams, pastes, pesticide coated seed, suspension concentrates, suspoemulsion concentrates, soluble concentrates, suspensions, wettable powders, soluble powders, dusts and granules, water-soluble granules or tablets, water-soluble powders for the treatment of seed, wettable powders, natural products and synthetic substances impregnated with active compound, and also microencapsulations in polymeric substances and in coating materials for seed, and also ULV cold-fogging and warm-fogging formulations.

The formulations mentioned can be produced in a manner known per se, for example by mixing the active compounds with at least one customary extender, solvent or diluent, emulsifier, dispersant and/or binder or fixative, wetting agent, water repellent, optionally siccatives and UV stabilizers and optionally dyes and pigments, antifoams, preservatives, secondary thickeners, tackifiers, gibberellins and other processing auxiliaries.

The compositions according to the invention include not only formulations which are already ready for use and can be deployed with a suitable apparatus onto the plant or the seed, but also commercial concentrates which have to be diluted with water prior to use.

The active compounds according to the invention may be present as such or in their (commercial standard) formulations, or else in the use forms prepared from these formulations as a mixture with other (known) active compounds, such as insecticides, attractants, sterilants, bactericides, acaricides, nematocides, fungicides, growth regulators, herbicides, fertilizers, safeners or semiochemicals.

The treatment according to the invention of the plants and plant parts with the active compounds or compositions is carried out directly or by action on their surroundings, habitat or storage space using customary treatment methods, for example by dipping, spraying, atomizing, irrigating, evaporating, dusting, fogging, broadcasting, foaming, painting, spreading-on, watering (drenching), drip irrigating and, in the case of propagation material, in particular in the case of seeds, furthermore as a powder for dry seed treatment, a solution for seed treatment, a water-soluble powder for slurry treatment, by incrusting, by coating with one or more coats, etc. It is furthermore possible to apply the active compounds by the ultra-low volume method or to inject the active compound preparation or the active compound itself into the soil.

One of the advantages of the present invention is that the particular systemic properties of the inventive active ingredients and compositions mean that treatment of the seed with these active ingredients and

compositions protects not only the seed itself but also the resulting plants after emergence from phytopathogenic fungi. In this way, the immediate treatment of the crop at the time of sowing or shortly thereafter can be dispensed with.

5 It is likewise considered to be advantageous that the inventive active ingredients or compositions can especially also be used for transgenic seed, in which case the plant which grows from this seed is capable of expressing a protein which acts against pests. The treatment of such seed with the inventive active ingredients or compositions, merely through the expression of the protein, for example an insecticidal protein, can result in control of certain pests. Surprisingly, a further synergistic effect can be observed in
10 this case, which additionally increases the effectiveness for protection against attack by pests.

The compositions according to the invention are suitable for protection of seed of any plant variety which is used in agriculture, in the greenhouse, in forests or in horticulture and viticulture. In particular, this is the seed of cereals (such as wheat, barley, rye, triticale, sorghum/millet and oats), corn, cotton, soya beans,
15 rice, potatoes, sunflower, bean, coffee, beet (for example sugar beet and fodder beet), peanut, oilseed rape, poppy, olive, coconut, cocoa, sugar cane, tobacco, vegetables (such as tomato, cucumbers, onions and lettuce), turf and ornamentals (see also below). The treatment of the seed of cereals (such as wheat, barley, rye, triticale and oats), corn and rice is of particular importance.

As also described below, the treatment of transgenic seed with the active compounds according to the
20 invention or compositions is of particular significance. This relates to the seed of plants containing at least one heterologous gene which enables the expression of a polypeptide or protein having insecticidal properties. The heterologous gene in transgenic seed can originate, for example, from microorganisms of the species *Bacillus*, *Rhizobium*, *Pseudomonas*, *Serratia*, *Trichoderma*, *Clavibacter*, *Glomus* or *Gliocladium*. This heterologous gene preferably originates from *Bacillus* sp., in which case the gene
25 product is effective against the European corn borer and/or the Western corn rootworm. The heterologous gene more preferably originates from *Bacillus thuringiensis*.

In the context of the present invention, the inventive composition is applied to the seed alone or in a suitable formulation. Preferably, the seed is treated in a state in which it is sufficiently stable for no damage to occur in the course of treatment. In general, the seed can be treated at any time between harvest
30 and sowing. It is customary to use seed which has been separated from the plant and freed from cobs, shells, stalks, coats, hairs or the flesh of the fruits. For example, it is possible to use seed which has been harvested, cleaned and dried down to a moisture content of less than 15% by weight. Alternatively, it is also possible to use seed which, after drying, for example, has been treated with water and then dried again.

35

In general, when treating the seed, it has to be ensured that the amount of the composition according to the invention and/or further additives applied to the seed is chosen such that the germination of the seed

is not impaired and the plant which arises therefrom is not damaged. This has to be ensured particularly in the case of active compounds which can exhibit phytotoxic effects at certain application rates.

5 The compositions according to the invention can be applied directly, i.e. without containing any other components and without having been diluted. In general, it is preferable to apply the compositions to the seed in the form of a suitable formulation. Suitable formulations and methods for seed treatment are known to those skilled in the art and are described, for example, in the following documents: US 4,272,417 A, US 4,245,432 A, US 4,808,430, US 5,876,739, US 2003/0176428 A1, WO 2002/080675 A1, WO 2002/028186 A2.

10

The active compounds which can be used in accordance with the invention can be converted to the customary seed-dressing formulations, such as solutions, emulsions, suspensions, powders, foams, slurries or other coating compositions for seed, and also ULV formulations.

15 These formulations are produced in a known manner, by mixing the active compounds with customary additives, for example customary extenders and solvents or diluents, dyes, wetting agents, dispersants, emulsifiers, antifoams, preservatives, secondary thickeners, adhesives, gibberellins, and also water.

20 Dyes which may be present in the seed-dressing formulations usable in accordance with the invention are all dyes which are customary for such purposes. It is possible to use either pigments, which are sparingly soluble in water, or dyes, which are soluble in water. Examples include the dyes known by the names Rhodamine B, C.I. Pigment Red 112 and C.I. Solvent Red 1.

25 Useful wetting agents which may be present in the seed-dressing formulations usable in accordance with the invention are all substances which promote wetting and which are customary for the formulation of agrochemically active compounds. Alkyl naphthalenesulfonates, such as diisopropyl or diisobutyl naphthalenesulfonates, can be used with preference.

30 Suitable dispersants and/or emulsifiers which may be present in the seed-dressing formulations usable in accordance with the invention are all nonionic, anionic and cationic dispersants customary for the formulation of agrochemically active compounds. Preference is given to using nonionic or anionic dispersants or mixtures of nonionic or anionic dispersants. Suitable nonionic dispersants include especially ethylene oxide/propylene oxide block polymers, alkylphenol polyglycol ethers and tristyrylphenol polyglycol ether, and the phosphated or sulfated derivatives thereof. Suitable anionic 35 dispersants are especially lignosulfonates, polyacrylic acid salts and arylsulfonate-formaldehyde condensates.

Antifoams which may be present in the seed-dressing formulations usable in accordance with the invention are all foam-inhibiting substances customary for the formulation of agrochemically active compounds. Silicone antifoams and magnesium stearate can be used with preference.

- 5 Preservatives which may be present in the seed-dressing formulations usable in accordance with the invention are all substances usable for such purposes in agrochemical compositions. Examples include dichlorophene and benzyl alcohol hemiformal.

10 Secondary thickeners which may be present in the seed-dressing formulations usable in accordance with the invention are all substances usable for such purposes in agrochemical compositions. Preferred examples include cellulose derivatives, acrylic acid derivatives, xanthan, modified clays and finely divided silica.

15 Useful stickers which may be present in the seed-dressing formulations usable in accordance with the invention are all customary binders usable in seed-dressing products. Preferred examples include polyvinylpyrrolidone, polyvinyl acetate, polyvinyl alcohol and tylose.

20 The seed-dressing formulations usable in accordance with the invention can be used, either directly or after previously having been diluted with water, for the treatment of a wide range of different seed, including the seed of transgenic plants. In this case, additional synergistic effects may also occur in interaction with the substances formed by expression.

25 For the treatment of seed with the seed-dressing formulations usable in accordance with the invention or with the preparations prepared therefrom by addition of water, useful equipment is all mixing units usable customarily for seed dressing. Specifically, the seed dressing procedure is to place the seed into a mixer, to add the particular desired amount of seed-dressing formulations, either as such or after prior dilution with water, and to mix them until the formulation is distributed homogeneously on the seed. If appropriate, this is followed by a drying operation.

30 The active compounds according to the invention, given good plant compatibility, favourable homeotherm toxicity and good environmental compatibility, are suitable for protection of plants and plant organs, for increasing harvest yields, and for improving the quality of the harvested crop. They can preferably be used as crop protection agents. They are active against normally sensitive and resistant species and also against all or specific stages of development.

35 Plants which can be treated in accordance with the invention include the following main crop plants: corn, soya bean, cotton, Brassica oil seeds such as Brassica napus (e.g. Canola), Brassica rapa, B. juncea (e.g. (field) mustard) and Brassica carinata, rice, wheat, sugar beet, sugar cane, oats, rye, barley, millet and sorghum, triticale, flax, grapes and various fruit and vegetables from various botanic taxa, for example

Rosaceae sp. (for example pome fruits such as apples and pears, but also stone fruits such as apricots, cherries, almonds and peaches, and berry fruits such as strawberries), Ribesioideae sp., Juglandaceae sp., Betulaceae sp., Anacardiaceae sp., Fagaceae sp., Moraceae sp., Oleaceae sp., Actinidaceae sp., Lauraceae sp., Musaceae sp. (for example banana trees and plantations), Rubiaceae sp. (for example coffee),
5 Theaceae sp., Sterculiaceae sp., Rutaceae sp. (for example lemons, oranges and grapefruit); Solanaceae sp. (for example tomatoes, potatoes, peppers, aubergines), Liliaceae sp., Compositae sp. (for example lettuce, artichokes and chicory – including root chicory, endive or common chicory), Umbelliferae sp. (for example carrots, parsley, celery and celeriac), Cucurbitaceae sp. (for example cucumbers – including gherkins, pumpkins, watermelons, calabashes and melons), Alliaceae sp. (for example leeks and onions),
10 Cruciferae sp. (for example white cabbage, red cabbage, broccoli, cauliflower, Brussels sprouts, pak choi, kohlrabi, radishes, horseradish, cress and chinese cabbage), Leguminosae sp. (for example peanuts, peas, and beans – for example runner beans and broad beans), Chenopodiaceae sp. (for example Swiss chard, fodder beet, spinach, beetroot), Malvaceae (for example okra), Asparagaceae (for example asparagus); useful plants and ornamental plants in the garden and woods; and in each case genetically modified types
15 of these plants.

As mentioned above, it is possible to treat all plants and their parts in accordance with the invention. In a preferred embodiment, wild plant species and plant cultivars, or those obtained by conventional biological breeding techniques, such as crossing or protoplast fusion, and parts thereof, are treated. In a further
20 preferred embodiment, transgenic plants and plant cultivars obtained by genetic engineering methods, if appropriate in combination with conventional methods (genetically modified organisms), and parts thereof are treated. The term “parts” or “parts of plants” or “plant parts” has been explained above. Particular preference is given in accordance with the invention to treating plants of the respective commercially customary plant cultivars or those that are in use. Plant cultivars are understood to mean
25 plants having new properties (“traits”) which have been grown by conventional breeding, by mutagenesis or by recombinant DNA techniques. They may be cultivars, varieties, biotypes and genotypes.

The treatment method according to the invention can be used for the treatment of genetically modified organisms (GMOs), e.g. plants or seeds. Genetically modified plants (or transgenic plants) are plants in
30 which a heterologous gene has been stably integrated into the genome. The term “heterologous gene” means essentially a gene which is provided or assembled outside the plant and which, upon introduction into the nuclear genome, the chloroplast genome or the mitochondrial genome, imparts to the transformed plant novel or improved agronomical or other traits because it expresses a protein or polypeptide of interest or another gene which is present in the plant, or other genes which are present in the plant are
35 down-regulated or switched off (for example by means of antisense technology, co-suppression technologies or RNAi technologies [RNA interference]). A heterologous gene that is located in the genome is also called a transgene. A transgene that is defined by its specific presence in the plant genome is called a transformation or transgenic event.

Depending on the plant species or plant cultivars, their location and growth conditions (soils, climate, vegetation period, diet), the inventive treatment may also result in superadditive (“synergistic”) effects. For example, the following effects which exceed the effects actually to be expected are possible: reduced application rates and/or widened spectrum of activity and/or increased efficacy of the active ingredients and compositions which can be used in accordance with the invention, better plant growth, increased tolerance to high or low temperatures, increased tolerance to drought or to water or soil salinity, increased flowering performance, easier harvesting, accelerated maturation, higher harvest yields, bigger fruits, greater plant height, greener leaf colour, earlier flowering, higher quality and/or a higher nutritional value of the harvested products, higher sugar concentration within the fruits, better storage stability and/or processability of the harvested products.

At certain application rates, the inventive active ingredient combinations may also have a fortifying effect on plants. Accordingly, they are suitable for mobilizing the defence system of the plant against attack by unwanted phytopathogenic fungi and/or microorganisms and/or viruses. This may possibly be one of the reasons for the enhanced activity of the inventive combinations for example against fungi. Plant-fortifying (resistance-inducing) substances shall be understood to mean, in the present context, also those substances or combinations of substances which are capable of stimulating the defence system of plants in such a way that, when subsequently inoculated with unwanted phytopathogenic fungi, the plants treated display a substantial degree of resistance to these unwanted phytopathogenic fungi. The inventive substances can therefore be used for protection of plants from attack by the pathogens mentioned within a certain period of time after treatment. The period within which protection is achieved generally extends for from 1 to 10 days, preferably 1 to 7 days, after the treatment of the plants with the active ingredients.

Plants and plant cultivars which are preferably treated in accordance with the invention include all plants which have genetic material which imparts particularly advantageous, useful traits to these plants (whether obtained by breeding and/or biotechnological means).

Plants and plant cultivars which are likewise preferably treated in accordance with the invention are resistant to one or more biotic stress factors, meaning that these plants have a better defence against animal and microbial pests, such as nematodes, insects, mites, phytopathogenic fungi, bacteria, viruses and/or viroids.

Examples of nematode-resistant plants are described, for example, in the following US patent applications: 11/765,491, 11/765,494, 10/926,819, 10/782,020, 12/032,479, 10/783,417, 10/782,096, 11/657,964, 12/192,904, 11/396,808, 12/166,253, 12/166,239, 12/166,124, 12/166,209, 11/762,886, 12/364,335, 11/763,947, 12/252,453, 12/209,354, 12/491,396 and 12/497,221.

Plants and plant cultivars which may also be treated according to the invention are those plants which are resistant to one or more abiotic stress factors. Abiotic stress conditions may include, for example, drought,

cold temperature exposure, heat exposure, osmotic stress, waterlogging, increased soil salinity, increased exposure to minerals, exposure to ozone, exposure to strong light, limited availability of nitrogen nutrients, limited availability of phosphorus nutrients or lack of shade.

5 Plants and plant varieties which may also be treated according to the invention are those plants characterized by enhanced yield characteristics. Enhanced yield in said plants can be the result of, for example, improved plant physiology, growth and development, such as water use efficiency, water retention efficiency, improved nitrogen use, enhanced carbon assimilation, improved photosynthesis, increased germination efficiency and accelerated maturation. Yield can also be affected by improved plant
10 architecture (under stress and non-stress conditions), including but not limited to early flowering, flowering control for hybrid seed production, seedling vigour, plant size, internode number and distance, root growth, seed size, fruit size, pod size, pod or ear number, seed number per pod or ear, seed mass, enhanced seed filling, reduced seed dispersal, reduced pod dehiscence and lodging resistance. Further yield traits include seed composition, such as carbohydrate content, protein content, oil content and oil
15 composition, nutritional value, reduction in antinutritional compounds, improved processability and better storage stability.

Plants that may be treated according to the invention are hybrid plants that already express the characteristics of heterosis, or hybrid effect, which results in generally higher yield, vigour, better health
20 and resistance towards biotic and abiotic stress factors. Such plants are typically produced by crossing an inbred male-sterile parent line (the female crossbreeding parent) with another inbred male-fertile parent line (the male crossbreeding parent). Hybrid seed is typically harvested from the male-sterile plants and sold to growers. Male-sterile plants can sometimes (e.g. in corn) be produced by detasselling (i.e. the mechanical removal of the male reproductive organs or male flowers) but, more typically, male sterility
25 is the result of genetic determinants in the plant genome. In that case, and especially when seed is the desired product to be harvested from the hybrid plants, it is typically beneficial to ensure that male fertility in hybrid plants, which contain the genetic determinants responsible for male sterility, is fully restored. This can be accomplished by ensuring that the male crossbreeding parents have appropriate fertility restorer genes which are capable of restoring the male fertility in hybrid plants that contain the genetic
30 determinants responsible for male sterility. Genetic determinants for male sterility may be located in the cytoplasm. Examples of cytoplasmic male sterility (CMS) were for instance described for Brassica species. However, genetic determinants for male sterility can also be located in the nuclear genome. Male-sterile plants can also be obtained by plant biotechnology methods such as genetic engineering. A particularly useful means of obtaining male-sterile plants is described in WO 89/10396 in which, for
35 example, a ribonuclease such as a barnase is selectively expressed in the tapetum cells in the stamens. Fertility can then be restored by expression in the tapetum cells of a ribonuclease inhibitor such as barstar.

Plants or plant cultivars (obtained by plant biotechnology methods such as genetic engineering) which may be treated according to the invention are herbicide-tolerant plants, i.e. plants made tolerant to one or more given herbicides. Such plants can be obtained either by genetic transformation, or by selection of plants containing a mutation imparting such herbicide tolerance.

5

Herbicide-tolerant plants are for example glyphosate-tolerant plants, i.e. plants made tolerant to the herbicide glyphosate or salts thereof. Plants can be made tolerant to glyphosate by various methods. Thus, for example, glyphosate-tolerant plants can be obtained by transforming the plant with a gene encoding the enzyme 5-enolpyruvylshikimate-3-phosphate synthase (EPSPS). Examples of such EPSPS genes are the AroA gene (mutant CT7) of the bacterium *Salmonella typhimurium* (Comai et al., 1983, *Science*, 221, 370-371), the CP4 gene of the bacterium *Agrobacterium* sp. (Barry et al., 1992, *Curr. Topics Plant Physiol.* 7, 139-145), the genes encoding a petunia EPSPS (Shah et al., 1986, *Science* 233, 478-481), a tomato EPSPS (Gasser et al., 1988, *J. Biol. Chem.* 263, 4280-4289) or an Eleusine EPSPS (WO 01/66704). It can also be a mutated EPSPS. Glyphosate-tolerant plants can also be obtained by expressing a gene that encodes a glyphosate oxidoreductase enzyme. Glyphosate-tolerant plants can also be obtained by expressing a gene that encodes a glyphosate acetyltransferase enzyme. Glyphosate-tolerant plants can also be obtained by selecting plants containing naturally-occurring mutations of the abovementioned genes. Plants which express EPSPS genes which impart glyphosate tolerance have been described. Plants which express other genes which impart glyphosate tolerance, for example decarboxylase genes, have been described.

10
15
20

Other herbicide-resistant plants are for example plants made tolerant to herbicides inhibiting the enzyme glutamine synthase, such as bialaphos, phosphinothricin or glufosinate. Such plants can be obtained by expressing an enzyme detoxifying the herbicide or a mutant of the glutamine synthase enzyme that is resistant to inhibition. One example of such an effective detoxifying enzyme is an enzyme encoding a phosphinothricin acetyltransferase (such as the bar or pat protein from *Streptomyces* species). Plants expressing an exogenous phosphinothricin acetyltransferase have been described.

25

Further herbicide-tolerant plants are also plants that have been made tolerant to the herbicides inhibiting the enzyme hydroxyphenylpyruvate dioxygenase (HPPD). Hydroxyphenylpyruvate dioxygenases are enzymes that catalyse the reaction in which para-hydroxyphenylpyruvate (HPP) is converted to homogentisate. Plants tolerant to HPPD inhibitors can be transformed with a gene encoding a naturally-occurring resistant HPPD enzyme, or a gene encoding a mutated or chimeric HPPD enzyme, as described in WO 96/38567, WO 99/24585, WO 99/24586, WO 2009/144079, WO 2002/046387 or US 6,768,044. Tolerance to HPPD inhibitors can also be obtained by transforming plants with genes encoding certain enzymes enabling the formation of homogentisate despite inhibition of the native HPPD enzyme by the HPPD inhibitor. Such plants are described in WO 99/34008 and WO 02/36787. Tolerance of plants to HPPD inhibitors can also be improved by transforming plants with a gene encoding a prephenate

30
35

dehydrogenase enzyme in addition to a gene encoding an HPPD-tolerant enzyme, as described in WO 2004/024928. In addition, plants can be made more tolerant to HPPD inhibitors by inserting into the genome thereof a gene which encodes an enzyme which metabolizes or degrades HPPD inhibitors, for example CYP450 enzymes (see WO 2007/103567 and WO 2008/150473).

5

Other herbicide-resistant plants are plants which have been rendered tolerant to acetolactate synthase (ALS) inhibitors. Known ALS inhibitors include, for example, sulfonylurea, imidazolinone, triazolopyrimidines, pyrimidinyloxy(thio)benzoates, and/or sulfonylaminocarbonyltriazolinone herbicides. It is known that different mutations in the ALS enzyme (also known as acetoxy acid synthase, AHAS) confer tolerance to different herbicides and groups of herbicides, as described, for example, in Tranel and Wright (Weed Science 2002, 50, 700-712). The production of sulfonylurea-tolerant plants and imidazolinone-tolerant plants has been described. Further sulfonylurea- and imidazolinone-tolerant plants have also been described.

10

15 Further plants tolerant to imidazolinone and/or sulfonylurea can be obtained by induced mutagenesis, by selection in cell cultures in the presence of the herbicide or by mutation breeding (cf., for example, for soya beans US 5,084,082, for rice WO 97/41218, for sugar beet US 5,773,702 and WO 99/057965, for lettuce US 5,198,599 or for sunflower WO 01/065922).

20 Plants or plant varieties (obtained by plant biotechnology methods such as genetic engineering) which may also be treated according to the invention are insect-resistant transgenic plants, i.e. plants made resistant to attack by certain target insects. Such plants can be obtained by genetic transformation, or by selection of plants containing a mutation imparting such insect resistance.

25 In the present context, the term "insect-resistant transgenic plant" includes any plant containing at least one transgene comprising a coding sequence encoding the following:

1) an insecticidal crystal protein from *Bacillus thuringiensis* or an insecticidal portion thereof, such as the insecticidal crystal proteins compiled by Crickmore et al. (Microbiology and Molecular Biology Reviews 1998, 62, 807-813), updated by Crickmore et al. (2005) in the *Bacillus thuringiensis* toxin nomenclature, online at: http://www.lifesci.sussex.ac.uk/Home/Neil_Crickmore/Bt/,

30

or insecticidal portions thereof, for example proteins of the Cry protein classes Cry1Ab, Cry1Ac, Cry1B, Cry1C, Cry1D, Cry1F, Cry2Ab, Cry3Aa, or Cry3Bb or insecticidal portions thereof (e.g. EP-A 1999141 and WO 2007/107302), or those proteins encoded by synthetic genes as described in US patent application 12/249,016; or

35 2) a crystal protein from *Bacillus thuringiensis* or a portion thereof which is insecticidal in the presence of a second crystal protein other than *Bacillus thuringiensis* or a portion thereof, such as the binary toxin made up of the Cy34 and Cy35 crystal protein (Nat. Biotechnol. 2001, 19, 668-72; Applied Environm. Microbiol. 2006, 71, 1765-1774) or the binary toxin which consists of Cry1A or Cry1F

proteins, and the Cry2Aa or Cry2Ab or Cry2Ae proteins (US patent application 12/214,022 and EP08010791.5); or

- 3) a hybrid insecticidal protein comprising parts of two different insecticidal crystal proteins from *Bacillus thuringiensis*, such as a hybrid of the proteins of 1) above or a hybrid of the proteins of 2) above, for example the Cry1A.105 protein produced by corn event MON98034 (WO 2007/027777); or
 - 4) a protein of any one of 1) to 3) above wherein some, particularly 1 to 10, amino acids have been replaced by another amino acid to obtain a higher insecticidal activity to a target insect species, and/or to expand the range of target insect species affected, and/or because of changes introduced into the encoding DNA during cloning or transformation, such as the Cry3Bb1 protein in corn events MON863 or MON88017, or the Cry3A protein in corn event MIR604; or
 - 5) an insecticidal secreted protein from *Bacillus thuringiensis* or *Bacillus cereus*, or an insecticidal portion thereof, such as the vegetative insecticidal proteins (VIP) listed at: http://www.lifesci.sussex.ac.uk/home/Neil_Crickmore/Bt/vip.html, for example proteins from the VIP3Aa protein class; or
 - 6) a secreted protein from *Bacillus thuringiensis* or *Bacillus cereus* which is insecticidal in the presence of a second secreted protein from *Bacillus thuringiensis* or *B. cereus*, such as the binary toxin made up of the VIP1A and VIP2A proteins (WO 94/21795); or
 - 7) a hybrid insecticidal protein comprising parts from different secreted proteins from *Bacillus thuringiensis* or *Bacillus cereus*, such as a hybrid of the proteins in 1) above or a hybrid of the proteins in 2) above; or
 - 8) a protein of any one of points 5) to 7) above wherein some, particularly 1 to 10, amino acids have been replaced by another amino acid to obtain a higher insecticidal activity to a target insect species, and/or to expand the range of target insect species affected, and/or because of changes induced in the encoding DNA during cloning or transformation (while still encoding an insecticidal protein), such as the VIP3Aa protein in cotton event COT 102; or
 - 9) a secreted protein from *Bacillus thuringiensis* or *Bacillus cereus* which is insecticidal in the presence of a crystal protein from *Bacillus thuringiensis*, such as the binary toxin made up of the proteins VIP3 and Cry1A or Cry1F (US patent applications 61/126083 and 61/195019), or the binary toxin made up of the VIP3 protein and the Cry2Aa or Cry2Ab or Cry2Ae proteins (US patent application 12/214,022 and EP 08010791.5); or
 - 10) a protein according to point 9) above wherein some, particularly 1 to 10, amino acids have been replaced by another amino acid to obtain a higher insecticidal activity to a target insect species, and/or to expand the range of target insect species affected, and/or because of changes induced in the encoding DNA during cloning or transformation (while still encoding an insecticidal protein).
- Of course, insect-resistant transgenic plants, as used herein, also include any plant comprising a combination of genes encoding the proteins of any one of the abovementioned classes 1 to 10. In one embodiment, an insect-resistant plant contains more than one transgene encoding a protein of any one of the above classes 1 to 10, to expand the range of the target insect species affected or to delay insect

resistance development to the plants, by using different proteins insecticidal to the same target insect species but having a different mode of action, such as binding to different receptor binding sites in the insect.

- 5 In the present context, an "insect-resistant transgenic plant" additionally includes any plant containing at least one transgene comprising a sequence for production of double-stranded RNA which, after consumption of food by an insect pest, prevents the growth of this pest.

10 Plants or plant cultivars (obtained by plant biotechnology methods such as genetic engineering) which may also be treated according to the invention are tolerant to abiotic stress factors. Such plants can be obtained by genetic transformation, or by selection of plants containing a mutation imparting such stress resistance. Particularly useful stress-tolerant plants include the following:

- a. plants which contain a transgene capable of reducing the expression and/or the activity of the poly(ADP-ribose) polymerase (PARP) gene in the plant cells or plants;
- 15 b. plants which contain a stress tolerance-enhancing transgene capable of reducing the expression and/or the activity of the PARP-encoding genes of the plants or plant cells;
- c. plants which contain a stress tolerance-enhancing transgene coding for a plant-functional enzyme of the nicotinamide adenine dinucleotide salvage biosynthesis pathway, including nicotinamidase, nicotinate phosphoribosyltransferase, nicotinic acid mononucleotide adenylyltransferase, nicotinamide
- 20 adenine dinucleotide synthetase or nicotinamide phosphoribosyltransferase.

Plants or plant cultivars (obtained by plant biotechnology methods such as genetic engineering) which may also be treated according to the invention show altered quantity, quality and/or storage stability of the harvested product and/or altered properties of specific components of the harvested product such as, for

25 example:

- 1) Transgenic plants which synthesize a modified starch which, in its physicochemical characteristics, in particular the amylose content or the amylose/amylopectin ratio, the degree of branching, the average chain length, the side chain distribution, the viscosity behaviour, the gelling strength, the starch granule size and/or the starch granule morphology, is changed in comparison with the
- 30 synthesized starch in wild-type plant cells or plants, so that this modified starch is better suited to specific applications.
- 2) Transgenic plants which synthesize non-starch carbohydrate polymers or which synthesize non-starch carbohydrate polymers with altered properties in comparison to wild-type plants without genetic modification. Examples are plants which produce polyfructose, especially of the inulin and levan type,
- 35 plants which produce alpha-1,4-glucans, plants which produce alpha-1,6-branched alpha-1,4-glucans, and plants producing alternan.
- 3) Transgenic plants which produce hyaluronan.

4) Transgenic plants or hybrid plants such as onions with particular properties, such as "high soluble solids content", "low pungency" (LP) and/or "long storage" (LS).

Plants or plant cultivars (obtained by plant biotechnology methods such as genetic engineering) which may also be treated according to the invention are plants, such as cotton plants, with altered fibre characteristics. Such plants can be obtained by genetic transformation, or by selection of plants containing a mutation imparting such altered fibre characteristics and include:

- a) plants, such as cotton plants, containing an altered form of cellulose synthase genes;
- b) plants, such as cotton plants, which contain an altered form of rsw2 or rsw3 homologous nucleic acids, such as cotton plants with an increased expression of sucrose phosphate synthase;
- c) plants, such as cotton plants, with increased expression of sucrose synthase;
- d) plants, such as cotton plants, wherein the timing of the plasmodesmatal gating at the base of the fibre cell is altered, for example through downregulation of fibre-selective β -1,3-glucanase;
- e) plants, such as cotton plants, which have fibres with altered reactivity, for example through expression of the N-acetylglucosaminetransferase gene, including nodC, and chitin synthase genes.

Plants or plant cultivars (obtained by plant biotechnology methods such as genetic engineering) which may also be treated according to the invention are plants, such as oilseed rape or related Brassica plants, with altered oil profile characteristics. Such plants can be obtained by genetic transformation, or by selection of plants containing a mutation imparting such altered oil characteristics and include:

- a) plants, such as oilseed rape plants, which produce oil having a high oleic acid content;
- b) plants, such as oilseed rape plants, which produce oil having a low linolenic acid content;
- c) plants, such as oilseed rape plants, which produce oil having a low level of saturated fatty acids.

Plants or plant cultivars (which can be obtained by plant biotechnology methods such as genetic engineering) which may also be treated according to the invention are plants such as potatoes which are virus-resistant, for example to the potato virus Y (SY230 and SY233 events from Tecnoplant, Argentina), or which are resistant to diseases such as potato late blight (e.g. RB gene), or which exhibit reduced cold-induced sweetness (which bear the genes Nt-Inh, II-INV) or which exhibit the dwarf phenotype (A-20 oxidase gene).

Plants or plant cultivars (obtained by plant biotechnology methods such as genetic engineering) which may also be treated according to the invention are plants, such as oilseed rape or related Brassica plants, with altered seed shattering characteristics. Such plants can be obtained by genetic transformation, or by selection of plants containing a mutation imparting such altered characteristics, and include plants such as oilseed rape with retarded or reduced seed shattering.

Particularly useful transgenic plants which can be treated according to the invention are plants with transformation events or combinations of transformation events which are the subject of granted or pending petitions for nonregulated status in the USA at the Animal and Plant Health Inspection Service (APHIS) of the United States Department of Agriculture (USDA). Information relating to this is available at any time from APHIS (4700 River Road Riverdale, MD 20737, USA), for example via the website http://www.aphis.usda.gov/brs/not_reg.html. At the filing date of this application, the petitions with the following information were either granted or pending at APHIS:

- Petition: Identification number of the petition. The technical description of the transformation event can be found in the specific petition document available from APHIS on the website via the petition number.
- 10 These descriptions are hereby disclosed by reference.
- Extension of a petition: Reference to an earlier petition for which an extension of scope or term is being requested.
- Institution: Name of the person submitting the petition.
- Regulated article: The plant species in question.
- 15 – Transgenic phenotype: The trait imparted to the plant by the transformation event.
- Transformation event or line: The name of the event(s) (sometimes also referred to as line(s)) for which nonregulated status is being requested.
- APHIS documents: Various documents which have been published by APHIS with regard to the petition or can be obtained from APHIS on request.

20 Particularly useful transgenic plants which can be treated in accordance with the invention are plants which comprise one or more genes which code for one or more toxins, for example the transgenic plants which are sold under the following trade names: YIELD GARD® (for example corn, cotton, soya beans), KnockOut® (for example corn), BiteGard® (for example corn), BT-Xtra® (for example corn), StarLink® (for example corn), Bollgard® (cotton), NucoIn® (cotton), NucoIn 33B® (cotton), NatureGard® (for example corn), Protecta® and NewLeaf® (potato). Examples of herbicide-tolerant plants include corn varieties, cotton varieties and soya bean varieties which are available under the following trade names: Roundup Ready® (tolerance to glyphosates, for example corn, cotton, soya beans), Liberty Link® (tolerance to phosphinothricin, for example oilseed rape), IMI® (tolerance to imidazolinone) and SCS® (tolerance to sulfonylurea), for example corn. Herbicide-resistant plants (plants bred in a conventional manner for herbicide tolerance) which may be mentioned include the varieties sold under the name Clearfield® (for example corn).

Particularly useful transgenic plants which may be treated according to the invention are plants containing transformation events, or a combination of transformation events, and that are listed for example in the databases for various national or regional regulatory agencies (see for example http://gmoinfo.jrc.it/gmp_browse.aspx and [Date Reçue/Date Received 2020-07-22](http://cera-</p>
</div>
<div data-bbox=)

gmc.org/index.php?evidcode=&hstIDXCode=&gType=&AbbrCode=&atCode=&stCode=&coIDCode=&action=gm_crop_database&mode=Submit).

5 The active compounds or compositions according to the invention can also be used in the protection of materials, for protection of industrial materials against attack and destruction by unwanted microorganisms, for example fungi and insects.

In addition, the compounds according to the invention can be used as antifouling compositions, alone or in combinations with other active compounds.

10

Industrial materials in the present context are understood as meaning non-living materials which have been prepared for use in industry. For example, industrial materials which are to be protected by active compounds according to the invention from microbial alteration or destruction may be adhesives, sizes, paper, wallpaper and cardboard, textiles, carpets, leather, wood, paints and plastic articles, cooling lubricants and other materials which can be infected with or destroyed by microorganisms. The range of materials to be protected also includes parts of production plants and buildings, for example cooling water circuits, cooling and heating systems, and ventilation and air conditioning systems, which may be impaired by the proliferation of microorganisms. Industrial materials within the scope of the present invention preferably include adhesives, sizes, paper and cardboard, leather, wood, paints, cooling lubricants and heat transfer fluids, particularly preferably wood. The active compounds or compositions according to the invention may prevent adverse effects, such as rotting, decay, discoloration, decoloration or formation of mould. In addition, the compounds according to the invention can be used for protection of objects which come into contact with saltwater or brackish water, especially hulls, screens, nets, buildings, moorings and signalling systems, from fouling.

25

The method according to the invention for controlling unwanted fungi can also be employed for protecting storage goods. Here, storage goods are to be understood as meaning natural substances of vegetable or animal origin or processing products thereof of natural origin, for which long-term protection is desired. Storage goods of vegetable origin, for example plants or plant parts, such as stems, leaves, tubers, seeds, fruits, grains, can be protected freshly harvested or after processing by (pre)drying, moistening, comminuting, grinding, pressing or roasting. Storage goods also include timber, whether unprocessed, such as construction timber, electricity poles and barriers, or in the form of finished products, such as furniture. Storage goods of animal origin are, for example, hides, leather, furs and hairs. The active compounds according to the invention may prevent adverse effects, such as rotting, decay, discoloration, decoloration or formation of mould.

35

Non-limiting examples of pathogens of fungal diseases which can be treated in accordance with the invention include: Diseases caused by powdery mildew pathogens, for example Blumeria species, for

example *Blumeria graminis*; *Podosphaera* species, for example *Podosphaera leucotricha*; *Sphaerotheca*
 species, for example *Sphaerotheca fuliginea*; *Uncinula* species, for example *Uncinula necator*; diseases
 caused by rust disease pathogens, for example *Gymnosporangium* species, for example
Gymnosporangium sabiniae; *Hemileia* species, for example *Hemileia vastatrix*; *Phakopsora* species, for
 5 example *Phakopsora pachyrhizi* and *Phakopsora meibomiae*; *Puccinia* species, for example *Puccinia*
recondita or *Puccinia triticina*; *Uromyces* species, for example *Uromyces appendiculatus*; diseases caused
 by pathogens from the group of the Oomycetes, for example *Bremia* species, for example *Bremia lactucae*;
Peronospora species, for example *Peronospora pisi* or *P. brassicae*; *Phytophthora* species, for example
Phytophthora infestans; *Plasmopara* species, for example *Plasmopara viticola*; *Pseudoperonospora*
 10 species, for example *Pseudoperonospora humuli* or *Pseudoperonospora cubensis*; *Pythium* species, for
 example *Pythium ultimum*; leaf blotch diseases and leaf wilt diseases caused, for example, by *Alternaria*
 species, for example *Alternaria solani*; *Cercospora* species, for example *Cercospora beticola*;
Cladosporium species, for example *Cladosporium cucumerinum*; *Cochliobolus* species, for example
Cochliobolus sativus (conidia form: *Drechslera*, syn: *Helminthosporium*); *Colletotrichum* species, for
 15 example *Colletotrichum lindemuthianum*; *Cycloconium* species, for example *Cycloconium oleaginum*;
Diaporthe species, for example *Diaporthe citri*; *Elsinoe* species, for example *Elsinoe fawcettii*;
Gloeosporium species, for example *Gloeosporium laeticolor*; *Glomerella* species, for example *Glomerella*
cingulata; *Guignardia* species, for example *Guignardia bidwelli*; *Leptosphaeria* species, for example
Leptosphaeria maculans; *Magnaporthe* species, for example *Magnaporthe grisea*; *Microdochium* species,
 20 for example *Microdochium nivale*; *Mycosphaerella* species, for example *Mycosphaerella graminicola* and
M. fijiensis; *Phaeosphaeria* species, for example *Phaeosphaeria nodorum*; *Pyrenophora* species, for
 example *Pyrenophora teres*; *Ramularia* species, for example *Ramularia collo-cygni*; *Rhynchosporium*
 species, for example *Rhynchosporium secalis*; *Septoria* species, for example *Septoria apii*; *Typhula*
 species, for example *Typhula incarnata*; *Venturia* species, for example *Venturia inaequalis*; root and stem
 25 diseases caused, for example, by *Corticium* species, for example *Corticium graminearum*; *Fusarium*
 species, for example *Fusarium oxysporum*; *Gaeumannomyces* species, for example *Gaeumannomyces*
graminis; *Rhizoctonia* species, for example *Rhizoctonia solani*; *Tapesia* species, for example *Tapesia*
aciformis; *Thielaviopsis* species, for example *Thielaviopsis basicola*; ear and panicle diseases (including
 corn crops) caused, for example, by *Alternaria* species, for example *Alternaria* spp.; *Aspergillus* species,
 30 for example *Aspergillus flavus*; *Cladosporium* species, for example *Cladosporium* spp.; *Claviceps*
 species, for example *Claviceps purpurea*; *Fusarium* species, for example *Fusarium culmorum*; *Gibberella*
 species, for example *Gibberella zeae*; *Monographella* species, for example *Monographella nivalis*;
Septoria species, for example *Septoria nodorum*; diseases caused by smut fungi, for example
Sphacelotheca species, for example *Sphacelotheca reiliana*; *Tilletia* species, for example *Tilletia caries*,
 35 *T. controversa*; *Urocystis* species, for example *Urocystis occulta*; *Ustilago* species, for example *Ustilago*
nuda, *U. nuda tritici*; fruit rot caused, for example, by *Aspergillus* species, for example *Aspergillus flavus*;
Botrytis species, for example *Botrytis cinerea*; *Penicillium* species, for example *Penicillium expansum*
 and *P. purpurogenum*; *Sclerotinia* species, for example *Sclerotinia sclerotiorum*; *Verticillium* species, for

example *Verticillium albo-atrum*; seed- and soil-borne rot and wilt diseases, and also diseases of seedlings, caused, for example, by *Fusarium* species, for example *Fusarium culmorum*; *Phytophthora* species, for example *Phytophthora cactorum*; *Pythium* species, for example *Pythium ultimum*; *Rhizoctonia* species, for example *Rhizoctonia solani*; *Sclerotium* species, for example *Sclerotium rolfsii*; cancerous diseases, galls and witches' broom caused, for example, by *Nectria* species, for example *Nectria galligena*;

wilt diseases caused, for example, by *Monilinia* species, for example *Monilinia laxa*;
 deformations of leaves, flowers and fruits caused, for example, by *Taphrina* species, for example *Taphrina deformans*; degenerative diseases of woody plants caused, for example, by *Esca* species, for example *Phaemoniella clamydospora* and *Phaeoacremonium aleophilum* and *Fomitiporia mediterranea*; diseases of flowers and seeds caused, for example, by *Botrytis* species, for example *Botrytis cinerea*; diseases of plant tubers caused, for example, by *Rhizoctonia* species, for example *Rhizoctonia solani*; *Helminthosporium* species, for example *Helminthosporium solani*; diseases caused by bacterial pathogens, for example *Xanthomonas* species, for example *Xanthomonas campestris* pv. *oryzae*;
Pseudomonas species, for example *Pseudomonas syringae* pv. *lachrymans*; *Erwinia* species, for example *Erwinia amylovora*.

The following diseases of soya beans can be controlled with preference:

Fungal diseases on leaves, stems, pods and seeds caused, for example, by alternaria leaf spot (*Alternaria spec. atrans tenuissima*), Anthracnose (*Colletotrichum gloeosporoides dematium* var. *truncatum*), brown spot (*Septoria glycines*), cercospora leaf spot and blight (*Cercospora kikuchii*), choanephora leaf blight (*Choanephora infundibulifera trispora* (Syn.)), dactuliophora leaf spot (*Dactuliophora glycines*), downy mildew (*Peronospora manshurica*), drechslera blight (*Drechslera glycini*), frog-eye leaf spot (*Cercospora sojae*), leptosphaerulina leaf spot (*Leptosphaerulina trifolii*), phyllosticta leaf spot (*Phyllosticta sojaecola*), pod and stem blight (*Phomopsis sojae*), powdery mildew (*Microsphaera diffusa*), pyrenochaeta leaf spot (*Pyrenochaeta glycines*), rhizoctonia aerial, foliage, and web blight (*Rhizoctonia solani*), rust (*Phakopsora pachyrhizi*, *Phakopsora meibomia*), scab (*Sphaceloma glycines*), stemphylium leaf blight (*Stemphylium botryosum*), target spot (*Corynespora cassicola*).

Fungal diseases on roots and the stem base caused, for example, by black root rot (*Calonectria crotalariae*), charcoal rot (*Macrophomina phaseolina*), fusarium blight or wilt, root rot, and pod and collar rot (*Fusarium oxysporum*, *Fusarium orthoceras*, *Fusarium semitectum*, *Fusarium equiseti*), mycoleptodiscus root rot (*Mycoleptodiscus terrestris*), neocosmospora (*Neocosmospora vasinfecta*), pod and stem blight (*Diaporthe phaseolorum*), stem canker (*Diaporthe phaseolorum* var. *caulivora*), phytophthora rot (*Phytophthora megasperma*), brown stem rot (*Phialophora gregata*), pythium rot (*Pythium aphanidermatum*, *Pythium irregulare*, *Pythium debaryanum*, *Pythium myriotylum*, *Pythium ultimum*), rhizoctonia root rot, stem decay, and damping-off (*Rhizoctonia solani*), sclerotinia stem decay (*Sclerotinia*

sclerotiorum), sclerotinia southern blight (*Sclerotinia rolsii*), thielaviopsis root rot (*Thielaviopsis basicola*).

Microorganisms capable of degrading or altering the industrial materials include, for example, bacteria, 5 fungi, yeasts, algae and slime organisms. The active compounds according to the invention preferably act against fungi, especially moulds, wood-discolouring and wood-destroying fungi (Basidiomycetes), and against slime organisms and algae. Examples include microorganisms of the following genera: *Alternaria*, such as *Alternaria tenuis*; *Aspergillus*, such as *Aspergillus niger*; *Chaetomium*, such as *Chaetomium globosum*; *Coniophora*, such as *Coniophora puetana*; *Lentinus*, such as *Lentinus tigrinus*; *Penicillium*, 10 such as *Penicillium glaucum*; *Polyporus*, such as *Polyporus versicolor*; *Aureobasidium*, such as *Aureobasidium pullulans*; *Sclerophoma*, such as *Sclerophoma pityophila*; *Trichoderma*, such as *Trichoderma viride*; *Escherichia*, such as *Escherichia coli*; *Pseudomonas*, such as *Pseudomonas aeruginosa*; *Staphylococcus*, such as *Staphylococcus aureus*.

15 In addition, the active compounds according to the invention also have very good antimycotic activity. They have a very broad antimycotic activity spectrum, in particular against dermatophytes and yeasts, moulds and diphasic fungi, (for example against *Candida* species, such as *Candida albicans*, *Candida glabrata*), and *Epidermophyton floccosum*, *Aspergillus* species, such as *Aspergillus niger* and *Aspergillus fumigatus*, *Trichophyton* species, such as *Trichophyton mentagrophytes*, *Microsporon* species such as 20 *Microsporon canis* and *audouinii*. The enumeration of these fungi in no way constitutes a restriction of the mycotic spectrum that can be controlled, and is merely of illustrative character.

The active compounds according to the invention can therefore be used both in medical and in non-medical applications.

25 If appropriate, the compounds according to the invention can, at certain concentrations or application rates, also be used as herbicides, safeners, growth regulators or agents to improve plant properties, or as microbicides, for example as fungicides, antimycotics, bactericides, viricides (including agents against viroids) or as agents against MLO (mycoplasma-like organisms) and RLO (rickettsia-like organisms). 30 They can, as the case may be, also be used as intermediates or precursors for the synthesis of other active compounds.

35 A. Chemical examples

The NMR data of disclosed examples are listed either in conventional form (δ values, multiplet splitting, number of hydrogen atoms) or as so-called NMR peak lists. In the NMR peak list method, the NMR data of selected examples are recorded in the form of NMR peak lists, where for each signal peak first the δ value in ppm and then, separated by a space, the signal intensity are listed. The δ value/signal intensity number pairs for different signal peaks are listed with separation from one another by semicolons.

The peak list for one example therefore takes the form of:

δ_1 (intensity₁); δ_2 (intensity₂);.....; δ_i (intensity_i);.....; δ_n (intensity_n)

The intensity of sharp signals correlates with the height of the signals in a printed example of an NMR spectrum in cm and shows the true ratios of the signal intensities. In the case of broad signals, several peaks or the middle of the signal and the relative intensity thereof may be shown in comparison to the most intense signal in the spectrum.

For calibration of the chemical shift of ^1H NMR spectra, we use tetramethylsilane and/or the chemical shift of the solvent, particularly in the case of spectra which are measured in DMSO. Therefore, the tetramethylsilane peak may but need not occur in NMR peak lists.

The lists of the ^1H NMR peaks are similar to the conventional ^1H NMR printouts and thus usually contain all peaks listed in a conventional NMR interpretation.

In addition, like conventional ^1H NMR printouts, they may show solvent signals, signals of stereoisomers of the target compounds which are likewise provided by the invention, and/or peaks of impurities.

In the reporting of compound signals within the delta range of solvents and/or water, our lists of ^1H NMR peaks show the standard solvent peaks, for example peaks of DMSO in DMSO- D_6 and the peak of water, which usually have a high intensity on average.

The peaks of stereoisomers of the target compounds and/or peaks of impurities usually have a lower intensity on average than the peaks of the target compounds (for example with a purity of > 90%).

Such stereoisomers and/or impurities may be typical of the particular preparation process. Their peaks can thus help in identifying reproduction of our preparation process with reference to "by-product fingerprints".

An expert calculating the peaks of the target compounds by known methods (MestreC, ACD simulation, but also with empirically evaluated expected values) can, if required, isolate the peaks of the target

compounds, optionally using additional intensity filters. This isolation would be similar to the relevant peak picking in conventional ¹H NMR interpretation.

Further details of ¹H NMR peak lists can be found in the Research disclosure Database Number 564025.

The examples which follow illustrate the invention in detail.

5

Intermediate 1

Preparation of 3,5-difluoro-N-hydroxybenzenecarboximidoyl chloride

Analogously to the procedure in WO2012/130798 for 3,5-dichloro-N-hydroxybenzenecarboximidoyl chloride, 3,5-difluoro-N-hydroxybenzenecarboximidoyl chloride was prepared from 3,5-difluorobenzaldehyde in two steps.

10

Intermediate 2

Preparation of methyl 3-(3,5-difluorophenyl)-5-methyl-4H-isoxazole-5-carboxylate

Analogously to the procedure in WO2012/130798 for methyl 3-(3,5-dichlorophenyl)-5-methyl-4H-isoxazole-5-carboxylate, methyl 3-(3,5-difluorophenyl)-5-methyl-4H-isoxazole-5-carboxylate was prepared from 3,5-difluorobenzaldehyde in three steps.

15

Intermediate 3

Preparation of 3-(3,5-difluorophenyl)-5-methyl-4H-isoxazole-5-carboxylic acid

Analogously to the procedure in WO2012/130798 for 3-(3,5-dichlorophenyl)-5-methyl-4H-isoxazole-5-carboxylic acid, 3-(3,5-difluorophenyl)-5-methyl-4H-isoxazole-5-carboxylic acid was prepared by hydrolysis of methyl 3-(3,5-difluorophenyl)-5-methyl-4H-isoxazole-5-carboxylate.

20

Intermediate 4

Preparation of 3-(3,5-difluorophenyl)-5-methyl-4H-isoxazole-5-carbonyl chloride

Analogously to the procedure in WO2012/130798 for N-tert-butyl-3-(3,5-dichlorophenyl)-5-methyl-4,5-dihydro-1,2-oxazole-5-carboxamide, 3-(3,5-difluorophenyl)-5-methyl-4H-isoxazole-5-carbonyl chloride was prepared from 3-(3,5-difluorophenyl)-5-methyl-4H-isoxazole-5-carboxylic acid by reaction with oxalyl chloride and used as crude product without further purification.

25

30

Intermediate 5

Preparation of methyl 3-(3,5-difluorophenyl)-5-(1-hydroxyethyl)-4H-isoxazole-5-carboxylate

19.9 g (104 mmol) of 3,5-difluoro-N-hydroxybenzimidoyl chloride (see Intermediate 1) were dissolved in 330 ml of 2-propanol, and 15.0 g (104 mmol) of methyl 3-hydroxy-2-methylenebutanoate were added. After addition of 43.8 g (522 mmol) of sodium bicarbonate, the suspension was heated to 50°C and the temperature was maintained for 2 h until complete conversion of the starting material. The suspension

35

was filtered and the filtrate was concentrated under reduced pressure. The resulting residue was taken up in dichloromethane and then washed with saturated sodium chloride solution and the organic phase was dried with sodium sulfate and, after filtration, concentrated under reduced pressure. The crude product thus obtained was taken up in toluene and, by addition of n-heptane, crystallized. This gave 25.5 g (86%) of methyl 3-(3,5-difluorophenyl)-5-(1-hydroxyethyl)-4H-isoxazole-5-carboxylate in the form of colourless crystals.

Diastereomer 1: ^1H NMR (CDCl_3): $\delta = 1.20$ (d, 3H), 2.36 (d, 1H), 3.52 (d, 1H), 3.72 (d, 1H), 3.83 (s, 3H), 4.34 (m, 1H), 6.88 (m, 1H), 7.20 (m, 2H).

Diastereomer 2: ^1H NMR (CDCl_3): $\delta = 1.29$ (d, 3H), 2.12 (d, 1H), 3.58 (d, 1H), 3.68 (d, 1H), 3.83 (s, 3H), 4.23 (m, 1H), 6.88 (m, 1H), 7.20 (m, 2H).

Intermediate 6

Preparation of methyl 3-(3,5-difluorophenyl)-5-[1-(trifluoromethylsulfonyloxy)ethyl]-4H-isoxazole-5-carboxylate

29.9 (105 mmol) of methyl 3-(3,5-difluorophenyl)-5-(1-hydroxyethyl)-4H-isoxazole-5-carboxylate in 660 ml of dichloromethane were cooled to 0°C , and 16.3 g (210 mmol) of pyridine were added. A solution of 38.6 g (137 mmol) of trifluoromethanesulfonic anhydride in 80 ml of dichloromethane was then added slowly. After 30 minutes at 0°C , 300 ml of dichloromethane were added and the organic phase was washed three times with in each case 200 ml of a solution of saturated sodium chloride solution and 1 N hydrochloric acid (3:1). The organic phase was then washed twice with saturated sodium chloride solution and dried over sodium sulfate, and the solvent was removed under reduced pressure. The resulting crude product was used in the next step without further purification.

Diastereomer 1: ^1H NMR (CDCl_3): $\delta = 1.54$ (d, 3H), 3.44 (d, 1H), 3.89 (s, 3H), 3.94 (d, 1H), 5.49 (q, 1H), 6.91 (m, 1H), 7.20 (m, 2H).

Diastereomer 2: ^1H NMR (CDCl_3): $\delta = 1.59$ (d, 3H), 3.53 (d, 1H), 3.89 (s, 3H), 3.90 (d, 1H), 5.57 (q, 1H), 6.91 (m, 1H), 7.20 (m, 2H).

Intermediate 7

Preparation of methyl 3-(3,5-difluorophenyl)-5-vinyl-4H-isoxazole-5-carboxylate

43.0 g (103 mmol) of the crude product from the previous step (methyl 3-(3,5-difluorophenyl)-5-[1-(trifluoromethylsulfonyloxy)ethyl]-4H-isoxazole-5-carboxylate) were dissolved in 500 ml of dimethylacetamide, and a solution of 18.8 g (124 mmol) of DBU in 50 ml of dimethylacetamide was added dropwise over 20 minutes. The reaction mixture was stirred at room temperature for 2 h and then poured onto 1 l of ice-cooled 2 N hydrochloric acid and extracted twice with 500 ml of diethyl ether each time. The combined organic phases were dried over sodium sulfate, filtered and concentrated under reduced pressure. After chromatographic purification on silica gel using the mobile phase dichloromethane, the crude product was crystallized from cyclohexane. This gave 23.4 g (85%) of colourless crystals.

^1H NMR (CDCl_3): δ = 3.34 (d, 1H), 3.84 (s, 3H), 3.93 (d, 1H), 5.38 (d, 1H), 5.55 (d, 1H), 6.14 (dd, 1H), 6.88 (m, 1H), 7.19 (m, 2H).

Intermediate 8

5 Preparation of 3-(3,5-difluorophenyl)-5-vinyl-4H-isoxazole-5-carboxylic acid

21 ml of 2 N aqueous sodium hydroxide solution were added to 7.5 g (28.0 mmol) of methyl 3-(3,5-difluorophenyl)-5-vinyl-4H-isoxazole-5-carboxylate and the mixture was heated at reflux for 8 h. After cooling, the reaction mixture was washed with ethyl acetate, the aqueous phase was acidified to pH 1 with 2 N hydrochloric acid and the colourless precipitate was filtered off and air-dried. The yield was 6.8 g

10 (96%).

^1H NMR (CDCl_3): δ = 3.40 (d, 1H), 3.92 (d, 1H), 5.00 (dd, 1H), 5.45 (d, 1H), 5.63 (d, 1H), 6.16 (dd, 1H), 6.87-6.93 (m, 1H), 7.16-7.21 (m, 2H).

Intermediate 9

15 Preparation of 3-(3,5-difluorophenyl)-5-vinyl-4H-isoxazole-5-carbonyl chloride

2.70 g (10.6 mmol) of 3-(3,5-difluorophenyl)-5-vinyl-4H-isoxazole-5-carboxylic acid were added to 45 ml of dichloromethane, and three drops of dimethylformamide (DMF) followed by 2.03 g (15.9 mmol) of oxalyl chloride were then added. A vigorous evolution of gas was observed. The mixture was stirred at room temperature for 6 h and solvent and excess oxalyl chloride were then evaporated under reduced pressure. The resulting crude product was used in the next step without further purification.

20

Intermediate 10

Preparation of 3-fluoro-N-hydroxybenzenecarboximidoyl chloride

Analogously to the procedure in WO2012/130798 for 3,5-dichloro-N-hydroxybenzenecarboximidoyl chloride, 3-fluoro-N-hydroxybenzenecarboximidoyl chloride was prepared in two steps from 3-fluorobenzaldehyde.

25

Intermediate 11

Preparation of methyl 3-(3-fluorophenyl)-5-methyl-4H-isoxazole-5-carboxylate

Analogously to the procedure in WO2012/130798 for methyl 3-(3,5-dichlorophenyl)-5-methyl-4H-isoxazole-5-carboxylate, methyl 3-(3-fluorophenyl)-5-methyl-4H-isoxazole-5-carboxylate was prepared from 3-fluorobenzaldehyde in three steps.

30

Intermediate 12

35 Preparation of 3-(3-fluorophenyl)-5-methyl-4H-isoxazole-5-carboxylic acid

Analogously to the procedure in WO2012/130798 for 3-(3,5-dichlorophenyl)-5-methyl-4H-isoxazole-5-carboxylic acid, 3-(3-fluorophenyl)-5-methyl-4H-isoxazole-5-carboxylic acid was prepared by hydrolysis of methyl 3-(3-fluorophenyl)-5-methyl-4H-isoxazole-5-carboxylate.

5 Intermediate 13

Preparation of methyl (1R,4S)-4-aminocyclopent-2-ene-1-carboxylate hydrochloride

Methyl (1R,4S)-4-aminocyclopent-2-ene-1-carboxylate hydrochloride

can be prepared from commercially available "Vince lactam" (1S,4R)-2-azabicyclo[2.2.1]hept-5-en-3-one analogously to the method described by Marco D. Migliore et al.: *J. Med. Chem.* **2007**, *50*, 6485–

10 6492.

Intermediate 14

Preparation of methyl (1S,4R)-4-aminocyclopent-2-ene-1-carboxylate hydrochloride

Methyl (1S,4R)-4-aminocyclopent-2-ene-1-carboxylate hydrochloride can be prepared from

15 commercially available "Vince lactam" (1R,4S)-2-azabicyclo[2.2.1]hept-5-en-3-one by the method described by Marco D. Migliore et al.: *J. Med. Chem.* **2007**, *50*, 6485–6492.

Intermediate 15

Preparation of methyl (4R)-4-aminocyclopent-1-ene-1-carboxylate hydrochloride

20 Methyl (4R)-4-aminocyclopent-1-ene-1-carboxylate hydrochloride

can be prepared from Intermediate 13 analogously to the method described by M. E. B. Smith et al.: *Tetrahedron Letters* **42** (2001) 1347–1350.

Intermediate 16

25 Preparation of methyl (4S)-4-aminocyclopent-1-ene-1-carboxylate hydrochloride

Methyl (4S)-4-aminocyclopent-1-ene-1-carboxylate hydrochloride

can be prepared from Intermediate 14 by the method described by M. E. B. Smith et al.: *Tetrahedron Letters* **42** (2001) 1347–1350.

30 Example I-003

Preparation of methyl (1R,4S)-4-[[[3-(3-fluorophenyl)-5-methyl-4H-1,2-oxazol-5-yl]carbonyl]amino]cyclopent-2-ene-1-carboxylate

200 mg (0.90 mmol) of 3-(3-fluorophenyl)-5-methyl-4H-isoxazole-5-carboxylic acid and 154 mg (0.99
35 mmol) of 86% pure 1-hydroxybenzotriazole (HOBt) were stirred together in 10 ml of dichloromethane at room temperature for 30 min. 175 mg (0.99 mmol) of methyl (1R,4S)-4-aminocyclopent-2-ene-1-carboxylate hydrochloride, 343 mg (1.79 mmol) of 1-(3-dimethylaminopropyl)-3-ethylcarbodiimide hydrochloride (EDAC) and 347 mg (2.69 mmol) of N,N-diisopropylethylamine (DIPEA, "Hünig's base")

were then added in succession and the mixture was stirred at room temperature for 16 h.

The reaction mixture was then washed with 0.5M hydrochloric acid and the organic phase was separated off, dried with sodium sulfate and concentrated under reduced pressure. The evaporation residue was chromatographed on silica gel (mobile phase: ethyl acetate / n-heptane). This gave 290 mg (91%) of the

5 title compound.

Example I-001

Preparation of (1R,4S)-4-[[[3-(3-fluorophenyl)-5-methyl-4H-1,2-oxazol-5-yl]carbonyl]amino]cyclopent-2-ene-1-carboxylic acid

- 5 270 mg (0.78 mmol) of methyl (1R,4S)-4-[[[3-(3-fluorophenyl)-5-methyl-4H-1,2-oxazol-5-yl]carbonyl]amino]cyclopent-2-ene-1-carboxylate were dissolved in 4 ml of tetrahydrofuran and cooled to 0°C. A solution of 156 mg (3.90 mmol) of sodium hydroxide in 4 ml of water was then added dropwise to this solution, which was then allowed to warm to room temperature. After 3 h, the mixture was diluted with water and acidified with 2M hydrochloric acid.
- 10 The mixture was extracted with ethyl acetate and the organic phase was separated off, dried with sodium sulfate and concentrated under reduced pressure. The evaporation residue was chromatographed on silica gel (mobile phase: ethyl acetate / n-heptane). This gave 190 mg (72%) of the title compound.

Example II-01

- 15 Preparation of 3-(3-fluorophenyl)-N-[(1S,4R)-4-[(methoxyamino)carbonyl]cyclopent-2-en-1-yl]-5-methyl-4H-1,2-oxazole-5-carboxamide

- 31 mg (0.09 mmol) of (1R,4S)-4-[[[3-(3-fluorophenyl)-5-methyl-4H-1,2-oxazol-5-yl]carbonyl]amino]cyclopent-2-ene-1-carboxylic acid and 16 mg (0.10 mmol) of 86% pure 1-hydroxybenzotriazole (HOBt) were taken up together in 2 ml of dichloromethane and the mixture was stirred at room temperature for 20 min. 9 mg (0.11 mmol) of methoxylamine hydrochloride, 36 mg (0.19 mmol) of 1-(3-dimethylaminopropyl)-3-ethylcarbodiimide hydrochloride (EDAC) and 37 mg (0.28 mmol) of N,N-diisopropylethylamine (DIPEA, "Hünig's base") were then added in succession and the mixture was stirred at room temperature for 16 h.
- 20
- 25 The reaction mixture was then washed with 0.5M hydrochloric acid and the organic phase was separated off, dried with sodium sulfate and concentrated under reduced pressure. The evaporation residue was chromatographed on silica gel (mobile phase: ethyl acetate / n-heptane). This gave 26 mg (72%) of the title compound.

30 Example III-03

Preparation of methyl (4R)-4-[[[(5SR)-3-(3-fluorophenyl)-5-methyl-4H-1,2-oxazol-5-yl]carbonyl]amino]cyclopentene-1-carboxylate

- 501 mg (2.25 mmol) of 3-(3-fluorophenyl)-5-methyl-4H-isoxazole-5-carboxylic acid and 439 mg (2.47 mmol) of methyl (4R)-4-aminocyclopent-1-ene-1-carboxylate were dissolved in 20 ml of dichloromethane, 4.29 g (6.74 mmol) of 50% strength propylphosphonic anhydride solution (T3P) were added and the mixture was left to stir at room temperature for 4 h.
- 35

The reaction mixture was then washed with saturated sodium bicarbonate solution and the organic phase

was separated off, dried with sodium sulfate and concentrated under reduced pressure. The evaporation residue was chromatographed on silica gel (mobile phase: ethyl acetate / n-heptane). This gave 720 mg (90%) of the title compound.

5 Example III-01

Preparation of (4R)-4-[[[(5SR)-3-(3-fluorophenyl)-5-methyl-4H-1,2-oxazol-5-yl]carbonyl]amino]cyclopentene-1-carboxylic acid

620 mg (1.79 mmol) of methyl (4R)-4-[[[(5SR)-3-(3-fluorophenyl)-5-methyl-4H-1,2-oxazol-5-yl]carbonyl]amino]cyclopentene-1-carboxylate were dissolved in 6 ml of tetrahydrofuran and cooled to 0°C. A solution of 129 mg (5.37 mmol) of lithium hydroxide in 6 ml of water was then added dropwise to this solution, which was then allowed to warm to room temperature. After 30 min, owing to the poor solubility of the starting materials, a further 1 ml of tetrahydrofuran and 1 ml of water were added. After altogether 4 h, the mixture was diluted with water and acidified with 2M hydrochloric acid. After extraction with ethyl acetate, the organic phase was separated off, dried with sodium sulfate and concentrated under reduced pressure. The evaporation residue was used crude. This gave 610 mg (100%) of the title compound.

Example IV-03

20 (5SR)-3-(3-Fluorophenyl)-N-[(1R)-3-[(methoxyamino)carbonyl]cyclopent-3-en-1-yl]-5-methyl-4H-1,2-oxazole-5-carboxamide

121 mg (0.36 mmol) of (4R)-4-[[[(5SR)-3-(3-fluorophenyl)-5-methyl-4H-1,2-oxazol-5-yl]carbonyl]amino]cyclopentene-1-carboxylic acid and 36 mg (0.44 mmol) of methoxylamine hydrochloride, 36 mg (0.19 mmol) were dissolved in 5 ml of dichloromethane, 347 mg (0.55 mmol) of 50% strength propylphosphonic anhydride solution (T3P) and 92 mg (0.91 mmol) of triethylamine were added and the mixture was allowed to stir at room temperature for 2 h.

The reaction mixture was then washed with saturated sodium bicarbonate solution and the organic phase was separated off, dried with sodium sulfate and concentrated under reduced pressure. The evaporation residue was chromatographed on silica gel (mobile phase: ethyl acetate / n-heptane). This gave 86 mg (65%) of the title compound.

Analytical data of Examples I-001 – I-201 (see Table 1.1).

I-001: ¹H-NMR(400.0 MHz, CDCl₃):

δ= 7.5180 (3.0); 7.4067 (1.1); 7.3989 (1.3); 7.3884 (2.5); 7.3814 (1.4); 7.3766 (3.4); 7.3745 (4.5); 7.3712 (5.4); 7.3647 (3.0); 7.3622 (3.9); 7.2894 (0.6); 7.2591 (545.2); 7.2347 (0.6); 7.2301 (0.7); 7.2245 (1.0); 7.2213 (0.9); 7.1975 (0.7); 7.1489 (0.7); 7.1426 (1.1); 7.1386 (0.7); 7.1322 (0.8); 7.1254 (1.1); 7.1207 (1.1); 7.1164 (1.2); 7.1086 (0.7); 7.1045 (0.6); 7.0983 (0.5); 6.9951 (3.1); 6.0127 (0.7); 6.0086 (0.8); 5.9989 (1.0);

5.9927 (1.5); 5.9886 (1.5); 5.9822 (0.7); 5.9788 (0.7); 5.9724 (0.8); 5.9681 (0.7); 5.9171 (0.9); 5.9115 (1.7); 5.9057 (1.0); 5.8976 (1.4); 5.8920 (0.7); 5.8426 (0.8); 5.8368 (1.4); 5.8310 (0.8); 5.8229 (1.1); 5.8173 (0.6); 4.9851 (0.8); 4.1309 (0.9); 4.1131 (1.0); 3.8227 (2.4); 3.8161 (2.9); 3.7795 (2.8); 3.7729 (3.2); 3.5983 (0.7); 3.5919 (0.8); 3.5877 (0.8); 3.5769 (0.9); 3.2322 (3.0); 3.2267 (2.5); 3.1890 (2.6); 3.1834 (2.2); 2.6391 (0.6); 2.6176 (0.9); 2.6039 (0.7); 2.5963 (0.6); 2.5820 (1.6); 2.5603 (1.6); 2.5464 (0.8); 2.5387 (0.7); 2.5249 (1.3); 2.5035 (0.7); 2.0438 (4.6); 2.0280 (0.6); 2.0171 (1.0); 2.0060 (0.6); 1.9929 (0.5); 1.9820 (0.9); 1.9484 (0.6); 1.9377 (1.1); 1.9269 (0.6); 1.9133 (0.6); 1.9022 (1.0); 1.8917 (0.6); 1.7209 (14.2); 1.7131 (16.0); 1.2766 (1.4); 1.2587 (3.3); 1.2408 (1.5); 0.1460 (0.6); 0.0080 (6.5); -0.0002 (211.6); -0.0085 (5.9); -0.1496 (0.7)
I-002: ¹ H-NMR(400.0 MHz, CDCl ₃): δ = 7.5180 (4.8); 7.4076 (1.1); 7.3987 (1.5); 7.3891 (2.5); 7.3779 (3.4); 7.3754 (4.9); 7.3724 (5.5); 7.3631 (4.0); 7.3096 (1.4); 7.3015 (0.6); 7.2968 (0.9); 7.2919 (1.3); 7.2887 (1.7); 7.2848 (1.4); 7.2840 (1.6); 7.2833 (1.6); 7.2816 (1.8); 7.2808 (1.9); 7.2801 (1.9); 7.2792 (1.9); 7.2784 (2.0); 7.2777 (2.3); 7.2768 (2.4); 7.2760 (2.7); 7.2752 (3.0); 7.2745 (3.2); 7.2737 (3.3); 7.2729 (3.7); 7.2721 (3.9); 7.2713 (4.1); 7.2705 (4.8); 7.2697 (5.3); 7.2689 (5.7); 7.2681 (6.6); 7.2673 (7.6); 7.2665 (9.0); 7.2657 (10.5); 7.2648 (12.9); 7.2591 (844.5); 7.2536 (10.4); 7.2528 (8.3); 7.2520 (6.2); 7.2511 (4.7); 7.2503 (4.0); 7.2495 (3.7); 7.2487 (3.2); 7.2479 (2.9); 7.2471 (2.8); 7.2463 (2.4); 7.2455 (2.1); 7.2447 (2.1); 7.2439 (1.9); 7.2431 (1.7); 7.2423 (1.6); 7.2415 (1.5); 7.2407 (1.5); 7.2399 (1.4); 7.2383 (1.3); 7.2375 (1.1); 7.2359 (1.1); 7.2320 (1.0); 7.2274 (1.3); 7.2256 (1.2); 7.2185 (1.0); 7.1971 (1.1); 7.1503 (0.9); 7.1440 (1.2); 7.1386 (0.8); 7.1332 (0.9); 7.1267 (1.3); 7.1204 (1.2); 7.1173 (1.2); 7.1099 (0.7); 7.0997 (0.6); 6.9951 (4.8); 6.0126 (0.8); 6.0061 (0.8); 5.9983 (1.0); 5.9926 (1.6); 5.9884 (1.6); 5.9823 (0.8); 5.9790 (0.9); 5.9750 (0.9); 5.9688 (0.8); 5.9164 (0.9); 5.9107 (1.7); 5.9051 (1.0); 5.8969 (1.4); 5.8913 (0.8); 5.8427 (0.9); 5.8371 (1.5); 5.8314 (0.9); 5.8232 (1.2); 5.8175 (0.7); 4.9869 (0.9); 4.1309 (0.8); 4.1130 (0.9); 3.8225 (2.6); 3.8159 (2.8); 3.7793 (3.1); 3.7727 (3.2); 3.5886 (0.6); 3.2321 (3.0); 3.2268 (2.7); 3.1889 (2.6); 3.1835 (2.4); 2.6406 (0.6); 2.6190 (1.0); 2.6052 (0.8); 2.5977 (0.6); 2.5839 (1.6); 2.5625 (1.7); 2.5487 (0.8); 2.5414 (0.7); 2.5274 (1.3); 2.5062 (0.5); 2.0438 (4.3); 2.0173 (1.1); 2.0068 (0.6); 1.9927 (0.5); 1.9821 (0.9); 1.9507 (0.7); 1.9398 (1.1); 1.9295 (0.6); 1.9153 (0.7); 1.9049 (1.0); 1.8941 (0.7); 1.7212 (15.6); 1.7132 (16.0); 1.2766 (1.5); 1.2588 (3.2); 1.2409 (1.3); 0.1460 (1.0); 0.0240 (0.6); 0.0208 (0.7); 0.0160 (1.0); 0.0136 (1.3); 0.0128 (1.4); 0.0112 (1.8); 0.0080 (10.4); 0.0065 (4.3); 0.0056 (4.7); 0.0048 (5.7); -0.0002 (325.4); -0.0058 (4.9); -0.0066 (4.2); -0.0085 (9.4); -0.1494 (0.9)
I-003: ¹ H-NMR(400.0 MHz, CDCl ₃): δ = 7.3828 (0.6); 7.3781 (1.0); 7.3739 (0.7); 7.3703 (0.6); 7.2620 (75.2); 3.8274 (0.5); 3.8222 (0.5); 3.7842 (0.6); 3.7790 (0.6); 3.7554 (4.0); 3.7254 (4.0); 3.2336 (0.6); 3.2264 (0.6); 1.7269 (2.8); 1.7154 (2.8); 1.5533 (16.0); 0.0080 (0.8); -0.0002 (27.2); -0.0085 (0.8)
I-004: ¹ H-NMR(400.0 MHz, CDCl ₃): δ = 7.5210 (0.7); 7.3897 (0.8); 7.3867 (0.7); 7.3828 (1.4); 7.3781 (2.2); 7.3739 (1.5); 7.3704 (1.2); 7.3651 (0.8); 7.2621 (120.2); 7.1298 (0.5); 6.9980 (0.7); 5.9476 (0.6); 5.8954 (0.7); 5.8061 (0.6); 5.7923 (0.5); 3.8275 (1.1); 3.8223 (1.1); 3.7843 (1.2); 3.7791 (1.2); 3.7555 (8.4); 3.7254 (8.3); 3.2337 (1.1); 3.2265 (1.1); 3.1905 (1.0); 3.1833 (1.0); 1.7270 (5.9); 1.7154 (5.9); 1.5550 (16.0); 0.0080 (1.4); -0.0002 (43.8); -0.0085 (1.2)
I-007: ¹ H-NMR(400.0 MHz, CDCl ₃): δ = 7.5190 (1.4); 7.2762 (0.5); 7.2754 (0.5); 7.2746 (0.6); 7.2738 (0.7); 7.2730 (0.7); 7.2722 (0.8); 7.2714 (0.9); 7.2706 (1.0); 7.2698 (1.1); 7.2690 (1.2); 7.2682 (1.4); 7.2674 (1.6); 7.2666 (1.9); 7.2658 (2.4); 7.2650 (3.0); 7.2600 (235.0); 7.2505 (0.9); 7.2489 (0.5); 7.1761 (1.8); 7.1702 (2.6); 7.1665 (3.4); 7.1635 (2.4); 7.1607 (3.4); 7.1562 (3.2); 7.1503 (3.4); 7.1466 (3.3); 7.1408 (2.0); 7.1340 (0.5); 7.0784 (0.6); 6.9960 (1.4); 6.8947 (0.8); 6.8889 (1.6); 6.8835 (1.3); 6.8729 (1.6); 6.8671 (2.7); 6.8614 (1.5); 6.8512 (0.8); 6.8453 (1.3); 6.8395 (0.6); 5.9532 (0.9); 5.9497 (1.1); 5.9470 (1.0); 5.9433 (1.0); 5.9394 (1.1); 5.9336 (1.6); 5.9298 (1.5); 5.9239 (0.7); 5.9203 (0.7); 5.9163 (0.8); 5.9140 (0.8); 5.9101 (0.7); 5.8572 (0.8); 5.8517 (1.6); 5.8461 (0.9); 5.8434 (0.7); 5.8379 (1.3); 5.8324 (0.8); 5.7706 (0.7); 5.7650 (1.5); 5.7591 (1.2); 5.7512 (1.3); 5.7453 (0.9); 4.9764 (0.8); 3.8038 (0.7); 3.7963 (2.5); 3.7910 (3.1); 3.7606 (0.8); 3.7532 (2.8); 3.7479 (3.4); 3.4111 (0.8); 3.4052 (0.6); 3.2003 (0.7); 3.1962 (1.4); 3.1919 (2.9); 3.1815 (2.3); 3.1571 (0.6); 3.1529 (1.2); 3.1488 (2.5); 3.1383 (2.0); 2.5279 (0.5); 2.5068 (0.9); 2.4931 (0.7); 2.4857 (0.6); 2.4775 (0.7); 2.4720 (1.1); 2.4564 (1.2); 2.4510 (0.7); 2.4427 (0.8); 2.4352 (0.7); 2.4216 (1.2); 2.4005 (0.7); 1.9201 (0.9); 1.9099 (1.1); 1.8997 (0.6); 1.8749 (0.9); 1.8646 (0.6); 1.8285 (0.8); 1.8179 (1.2); 1.8073 (0.8); 1.7937 (0.6); 1.7833 (1.0); 1.7725 (1.2); 1.7222 (13.4); 1.7164 (9.2); 1.7075 (16.0); 1.6794 (0.5); 1.5434 (18.6); 1.4979 (10.3); 1.4791 (57.7); 1.4415 (67.5); 1.4258 (16.5); 1.3684 (0.5); 1.2550 (0.5); 0.0080 (2.4); -0.0002 (90.6); -0.0085 (2.9)
I-008: ¹ H-NMR(400.0 MHz, CDCl ₃):

δ = 7.5181 (9.4); 7.4220 (2.7); 7.4089 (3.0); 7.4038 (3.3); 7.3792 (4.4); 7.3709 (14.2); 7.3659 (7.5); 7.3595 (10.2); 7.3555 (11.8); 7.3504 (13.7); 7.3462 (11.5); 7.3399 (11.6); 7.3271 (5.6); 7.3096 (2.2); 7.3072 (2.0); 7.3017 (1.6); 7.2961 (1.6); 7.2929 (1.6); 7.2912 (2.0); 7.2889 (2.1); 7.2881 (2.2); 7.2858 (2.5); 7.2850 (2.4); 7.2841 (2.5); 7.2834 (3.0); 7.2826 (2.6); 7.2818 (2.7); 7.2810 (3.1); 7.2802 (3.2); 7.2794 (3.0); 7.2786 (3.2); 7.2778 (3.5); 7.2770 (3.5); 7.2762 (4.0); 7.2754 (4.6); 7.2746 (4.8); 7.2738 (5.3); 7.2730 (5.4); 7.2722 (5.8); 7.2714 (6.5); 7.2706 (7.2); 7.2698 (8.4); 7.2690 (9.6); 7.2682 (10.3); 7.2675 (11.1); 7.2666 (12.7); 7.2658 (15.0); 7.2650 (18.2); 7.2642 (22.7); 7.2634 (29.4); 7.2626 (39.5); 7.2592 (1761.4); 7.2545 (19.6); 7.2536 (14.7); 7.2528 (11.4); 7.2520 (8.5); 7.2512 (6.5); 7.2504 (4.1); 7.2496 (2.8); 7.2488 (1.6); 7.2480 (1.9); 7.2472 (1.9); 7.2464 (1.7); 7.2456 (1.5); 7.2448 (1.4); 7.2095 (3.9); 7.1697 (3.0); 7.1641 (4.2); 7.1594 (5.0); 7.1468 (3.0); 7.1442 (3.4); 7.1380 (2.2); 6.9952 (10.2); 6.8705 (2.0); 6.0318 (1.3); 6.0221 (1.5); 6.0162 (1.6); 5.9762 (1.6); 5.8918 (1.5); 5.8578 (1.6); 5.8517 (2.2); 5.8379 (1.9); 5.8056 (1.3); 5.3058 (6.0); 5.2971 (11.0); 5.1835 (7.1); 5.1518 (4.5); 5.1302 (11.9); 5.1154 (3.9); 3.8959 (1.2); 3.7963 (4.1); 3.7749 (1.8); 3.7530 (3.8); 3.7486 (3.1); 3.7222 (2.4); 3.6983 (1.2); 3.1943 (3.1); 3.1820 (2.1); 3.1508 (3.1); 3.1387 (1.7); 2.7370 (1.3); 2.7284 (1.2); 2.7161 (1.3); 2.6931 (1.2); 2.0048 (11.1); 1.9740 (1.3); 1.9362 (1.3); 1.7564 (4.0); 1.7124 (14.5); 1.7073 (16.0); 1.5325 (189.8); 1.2551 (1.3); 0.1458 (1.5); 0.0080 (17.1); -0.0002 (649.1); -0.0085 (18.4); -0.0499 (1.5); -0.1496 (1.5)

I-009: $^1\text{H-NMR}$ (400.0 MHz, CDCl_3):

δ = 7.5184 (4.9); 7.3083 (8.8); 7.2595 (719.7); 7.2087 (2.2); 7.1645 (5.2); 7.1503 (4.6); 6.9956 (4.1); 6.8887 (1.9); 5.9882 (2.1); 5.9146 (1.6); 5.8146 (1.7); 4.5239 (2.8); 4.5089 (1.6); 4.4260 (1.8); 4.4124 (2.7); 4.3877 (3.2); 4.3737 (3.9); 4.3582 (3.8); 4.3514 (3.4); 4.3368 (3.5); 4.3213 (1.8); 3.8054 (3.3); 3.7981 (4.3); 3.7878 (3.1); 3.7714 (4.4); 3.7544 (6.5); 3.7368 (3.6); 3.7194 (4.5); 3.7049 (4.5); 3.6825 (4.3); 3.6683 (3.6); 3.6546 (2.0); 3.2021 (2.8); 3.1951 (2.6); 3.1882 (2.3); 3.1595 (2.4); 3.1454 (2.2); 2.0051 (5.6); 1.7278 (13.4); 1.7199 (16.0); 1.7127 (12.2); 1.5323 (123.4); 0.0480 (3.2); -0.0002 (252.3); -0.0085 (10.0)

I-010: $^1\text{H-NMR}$ (400.0 MHz, CDCl_3):

δ = 7.5189 (2.2); 7.3103 (1.2); 7.2785 (0.6); 7.2777 (0.6); 7.2769 (0.6); 7.2762 (0.7); 7.2754 (0.7); 7.2745 (0.8); 7.2737 (0.9); 7.2730 (1.0); 7.2722 (1.1); 7.2714 (1.2); 7.2706 (1.4); 7.2698 (1.4); 7.2690 (1.7); 7.2682 (1.9); 7.2674 (2.1); 7.2666 (2.6); 7.2658 (3.2); 7.2650 (4.0); 7.2641 (5.2); 7.2633 (7.4); 7.2599 (391.8); 7.2512 (1.4); 7.2487 (0.8); 7.2471 (0.6); 7.2100 (1.3); 7.1794 (1.4); 7.1736 (1.9); 7.1709 (3.2); 7.1682 (2.5); 7.1651 (3.5); 7.1626 (3.0); 7.1598 (2.6); 7.1538 (2.9); 7.1512 (3.2); 7.1490 (2.6); 7.1454 (2.8); 7.1330 (0.5); 7.0631 (0.6); 6.9960 (2.4); 6.9098 (0.7); 6.9019 (0.8); 6.8983 (0.9); 6.8880 (1.2); 6.8855 (1.2); 6.8824 (1.4); 6.8800 (1.3); 6.8767 (1.5); 6.8744 (1.5); 6.8607 (0.7); 6.8528 (0.7); 6.7889 (0.6); 6.0675 (1.2); 6.0632 (1.3); 6.0614 (1.3); 6.0570 (1.2); 6.0536 (1.4); 6.0493 (1.5); 6.0474 (1.5); 6.0431 (1.5); 6.0389 (0.6); 6.0323 (0.6); 6.0249 (0.7); 6.0185 (0.8); 5.9937 (0.6); 5.9854 (1.3); 5.9799 (2.4); 5.9755 (1.8); 5.9715 (1.6); 5.9662 (2.2); 5.9619 (2.0); 5.9525 (0.7); 5.9452 (1.3); 5.9398 (1.7); 5.9327 (1.6); 5.9267 (2.8); 5.9209 (1.7); 5.9188 (1.8); 5.9131 (2.9); 5.9073 (1.5); 5.8994 (0.8); 5.8612 (0.6); 5.8557 (1.3); 5.8474 (1.4); 5.8417 (1.4); 5.8362 (0.6); 5.8334 (0.7); 5.2987 (0.5); 5.1930 (0.5); 5.1877 (0.7); 5.1822 (0.7); 5.1775 (0.8); 5.1721 (0.6); 5.1666 (0.6); 5.1234 (0.7); 5.1026 (0.7); 5.0272 (0.6); 4.6740 (2.3); 4.6718 (1.5); 4.6537 (6.9); 4.6515 (4.3); 4.6335 (7.2); 4.6312 (4.2); 4.6132 (2.5); 4.6108 (1.5); 4.5666 (1.2); 4.5591 (0.8); 4.5553 (0.9); 4.5457 (3.7); 4.5383 (2.1); 4.5345 (2.4); 4.5293 (2.4); 4.5247 (4.1); 4.5174 (2.4); 4.5136 (2.5); 4.5084 (5.9); 4.5061 (3.9); 4.5039 (2.1); 4.5004 (1.2); 4.4946 (2.6); 4.4875 (6.2); 4.4852 (3.9); 4.4795 (2.8); 4.4737 (2.5); 4.4665 (2.2); 4.4585 (2.7); 4.4527 (0.9); 4.4375 (0.9); 3.9071 (0.8); 3.9041 (1.4); 3.9011 (1.1); 3.8951 (1.1); 3.8891 (0.9); 3.8852 (0.8); 3.8792 (1.1); 3.8732 (1.1); 3.8673 (0.9); 3.8393 (0.5); 3.8335 (0.5); 3.8112 (0.5); 3.8045 (1.7); 3.7983 (2.9); 3.7866 (2.1); 3.7612 (1.8); 3.7551 (3.6); 3.7465 (2.8); 3.7435 (2.4); 3.7262 (0.6); 3.7109 (1.1); 3.6630 (0.6); 3.6316 (0.6); 3.2055 (1.8); 3.2004 (2.2); 3.1922 (2.1); 3.1623 (1.6); 3.1572 (1.9); 3.1490 (1.8); 2.7915 (1.1); 2.7795 (1.0); 2.7709 (1.1); 2.7588 (1.1); 2.7560 (1.3); 2.7440 (1.3); 2.7353 (1.2); 2.7233 (1.3); 2.6884 (0.6); 2.6524 (0.6); 2.6301 (0.9); 2.6239 (0.6); 2.6160 (0.7); 2.6088 (0.6); 2.6028 (1.0); 2.5948 (0.9); 2.5879 (0.9); 2.5820 (0.6); 2.5736 (0.6); 2.5667 (1.5); 2.5519 (0.6); 2.5452 (0.7); 2.5309 (0.8); 2.5099 (0.6); 2.0746 (0.5); 2.0668 (0.8); 2.0530 (1.0); 2.0417 (1.1); 2.0311 (1.7); 2.0198 (1.2); 2.0175 (1.0); 2.0051 (2.9); 1.9958 (1.2); 1.9849 (1.5); 1.9745 (0.7); 1.9620 (0.5); 1.9507 (1.1); 1.9401 (0.6); 1.9173 (0.8); 1.9066 (0.8); 1.8823 (0.5); 1.8716 (0.8); 1.8653 (0.5); 1.7560 (0.8); 1.7236 (13.3); 1.7208 (16.0); 1.7129 (12.0); 1.5405 (29.0); 1.2558 (0.9); 0.0502 (0.6); 0.0080 (4.2); -0.0002 (146.2); -0.0085 (3.8)

I-011: $^1\text{H-NMR}$ (400.6 MHz, CDCl_3):

δ = 8.7204 (0.6); 7.3504 (5.3); 7.3284 (5.4); 7.2803 (5.6); 7.1949 (1.0); 7.1894 (1.9); 7.1770 (9.8); 7.1716 (12.3); 7.1574 (12.2); 7.1521 (9.6); 7.1398 (1.7); 6.8809 (2.4); 6.8753 (4.2); 6.8697 (2.4); 6.8593 (4.8); 6.8536 (8.0); 6.8480 (4.3); 6.8376 (2.5); 6.8319 (4.0); 6.8264 (2.0); 6.2028 (8.5); 6.1761 (9.4); 6.1598 (10.0); 6.1331 (10.2); 6.0241 (5.3); 6.0202 (4.8); 6.0157 (5.6); 6.0120 (6.5); 5.9206 (4.8); 5.9152 (8.6);

5.9096 (5.9); 5.9015 (7.0); 5.8962 (3.9); 5.5434 (16.0); 5.5004 (14.1); 5.3397 (15.4); 5.3129 (14.5); 5.0674 (2.1); 5.0479 (3.9); 5.0282 (2.1); 3.9584 (12.8); 3.9152 (14.4); 3.7392 (0.5); 3.5761 (3.5); 3.5624 (3.6); 3.3609 (14.8); 3.3178 (12.9); 2.5451 (2.3); 2.5241 (4.6); 2.5100 (3.3); 2.5033 (3.1); 2.4892 (5.0); 2.4684 (2.4); 2.0524 (1.1); 1.9537 (2.7); 1.9442 (4.9); 1.9346 (2.8); 1.9187 (2.6); 1.9093 (4.4); 1.8998 (2.5); 1.2609 (1.7); 1.2580 (2.3); -0.0002 (3.6)
I-012: ¹ H-NMR(400.0 MHz, CDCl ₃): δ = 7.2616 (17.7); 7.1908 (1.4); 7.1877 (1.0); 7.1850 (1.5); 7.1819 (0.9); 7.1741 (1.0); 7.1709 (1.6); 7.1652 (1.3); 6.8999 (0.5); 6.8840 (0.6); 6.8781 (1.0); 6.8723 (0.5); 6.8564 (0.5); 6.2027 (1.0); 6.1759 (1.2); 6.1596 (1.2); 6.1328 (1.3); 5.9550 (0.6); 5.9512 (0.7); 5.9488 (0.7); 5.9450 (0.6); 5.8834 (0.6); 5.8779 (1.2); 5.8722 (0.7); 5.8697 (0.5); 5.8640 (0.9); 5.5540 (1.7); 5.5523 (1.8); 5.5109 (1.5); 5.5092 (1.5); 5.3417 (1.5); 5.3402 (1.5); 5.3150 (1.4); 5.3135 (1.4); 3.9357 (1.9); 3.8928 (2.2); 3.7349 (16.0); 3.3290 (1.8); 3.2860 (1.6); 2.5007 (0.8); 2.4868 (0.6); 2.4797 (0.5); 2.4658 (0.9); 1.9029 (0.8); 1.8680 (0.7); 1.5730 (2.1); -0.0002 (6.6)
I-013: ¹ H-NMR(400.0 MHz, CDCl ₃): δ = 7.2611 (45.2); 7.2013 (0.6); 7.1954 (0.6); 7.1890 (2.7); 7.1859 (2.2); 7.1833 (3.2); 7.1802 (1.9); 7.1722 (1.8); 7.1691 (3.0); 7.1634 (2.8); 7.1571 (0.7); 7.1511 (0.6); 6.9034 (0.6); 6.8975 (1.0); 6.8917 (0.5); 6.8816 (1.2); 6.8758 (2.0); 6.8700 (1.0); 6.8598 (0.6); 6.8541 (1.0); 6.2005 (2.0); 6.1737 (2.2); 6.1574 (2.4); 6.1306 (2.4); 5.9689 (0.9); 5.9652 (1.0); 5.9627 (1.0); 5.9589 (1.0); 5.9552 (1.2); 5.9514 (1.3); 5.9489 (1.3); 5.9451 (1.2); 5.8777 (1.2); 5.8722 (2.3); 5.8666 (1.3); 5.8640 (1.0); 5.8583 (1.7); 5.8528 (0.9); 5.5505 (3.2); 5.5488 (3.3); 5.5073 (2.9); 5.5057 (2.9); 5.3384 (2.9); 5.3369 (2.9); 5.3117 (2.7); 5.3102 (2.7); 5.0256 (0.7); 5.0219 (0.7); 4.2102 (1.5); 4.1930 (4.7); 4.1925 (4.7); 4.1751 (5.0); 4.1571 (1.7); 3.9377 (3.7); 3.8948 (4.2); 3.5132 (0.5); 3.5095 (0.6); 3.5065 (0.6); 3.5036 (0.6); 3.5005 (0.6); 3.4976 (0.7); 3.4948 (0.7); 3.4919 (0.6); 3.4888 (0.7); 3.4859 (0.6); 3.4824 (0.6); 3.4792 (0.5); 3.3265 (3.6); 3.2835 (3.2); 2.5160 (0.9); 2.4949 (1.6); 2.4810 (1.1); 2.4738 (0.9); 2.4600 (1.8); 2.4389 (0.9); 1.9103 (0.8); 1.9006 (1.5); 1.8909 (0.8); 1.8753 (0.7); 1.8656 (1.3); 1.8559 (0.7); 1.5651 (10.1); 1.2996 (7.7); 1.2817 (16.0); 1.2639 (7.6); 0.0080 (0.5); -0.0002 (16.3)
I-014: ¹ H-NMR(400.0 MHz, CDCl ₃): δ = 7.2623 (40.5); 7.1967 (0.9); 7.1910 (1.9); 7.1785 (9.6); 7.1728 (11.6); 7.1698 (7.4); 7.1620 (7.4); 7.1588 (11.7); 7.1532 (9.5); 7.1465 (1.8); 7.1407 (1.8); 6.9176 (2.4); 6.9119 (4.1); 6.9061 (2.3); 6.8960 (5.0); 6.8902 (8.2); 6.8844 (4.3); 6.8743 (2.6); 6.8686 (4.1); 6.8628 (2.0); 6.7857 (4.9); 6.7653 (5.0); 6.1919 (8.4); 6.1651 (9.2); 6.1487 (9.8); 6.1220 (10.1); 6.0063 (4.4); 6.0018 (5.5); 6.0004 (5.7); 5.9959 (5.0); 5.9924 (5.8); 5.9879 (6.7); 5.9865 (6.8); 5.9820 (5.5); 5.8774 (5.2); 5.8718 (9.3); 5.8660 (5.9); 5.8637 (5.3); 5.8579 (7.7); 5.8522 (4.2); 5.5474 (13.9); 5.5461 (14.2); 5.5043 (12.3); 5.5029 (12.5); 5.3522 (12.9); 5.3511 (13.1); 5.3255 (12.2); 5.3244 (12.3); 5.3001 (16.0); 5.1360 (1.8); 5.1305 (1.9); 5.1253 (2.4); 5.1204 (3.2); 5.1154 (3.3); 5.1091 (3.4); 5.1045 (3.1); 5.0994 (2.5); 5.0948 (2.0); 5.0890 (1.7); 3.9526 (13.2); 3.9094 (15.0); 3.7771 (2.5); 3.7713 (3.5); 3.7655 (3.8); 3.7596 (3.6); 3.7552 (3.6); 3.7494 (4.0); 3.7435 (3.7); 3.7377 (2.7); 3.6848 (0.5); 3.3362 (13.5); 3.2930 (11.9); 2.6937 (3.2); 2.6820 (3.4); 2.6732 (3.5); 2.6613 (4.1); 2.6586 (4.5); 2.6469 (3.8); 2.6380 (3.5); 2.6263 (3.4); 1.8828 (3.2); 1.8712 (3.4); 1.8607 (3.6); 1.8484 (5.3); 1.8360 (3.4); 1.8255 (3.0); 1.8139 (3.1); 1.2558 (3.5); 0.8806 (0.8); 0.0079 (2.0); -0.0002 (53.2); -0.0085 (2.4)
I-015: ¹ H-NMR(400.0 MHz, CDCl ₃): δ = 7.5190 (0.6); 7.2602 (103.5); 7.1881 (0.8); 7.1780 (1.6); 7.1724 (1.8); 7.1686 (1.5); 7.1624 (1.6); 7.1588 (1.6); 6.9961 (0.6); 6.8849 (1.0); 6.8794 (0.9); 6.1980 (0.6); 6.1954 (0.6); 6.1686 (0.7); 6.1551 (0.8); 6.1522 (0.8); 6.1282 (0.7); 6.1255 (0.8); 5.9632 (0.7); 5.8718 (0.6); 5.5705 (0.9); 5.5512 (1.6); 5.5260 (0.8); 5.5081 (1.4); 5.3590 (1.0); 5.3453 (0.7); 5.3321 (1.0); 5.3171 (0.6); 4.5456 (0.8); 4.5377 (1.3); 4.5244 (0.8); 4.5200 (1.3); 4.5168 (1.4); 4.5135 (0.8); 4.4991 (1.2); 4.4920 (0.6); 4.1796 (0.6); 4.1666 (0.5); 3.9381 (1.2); 3.9319 (0.8); 3.9015 (0.6); 3.8951 (1.3); 3.8890 (0.9); 3.5844 (0.6); 3.5697 (0.8); 3.3324 (1.5); 3.3273 (1.1); 3.2893 (1.2); 3.2844 (1.0); 1.8561 (0.8); 1.8484 (1.1); 1.8409 (0.7); 1.8325 (0.7); 1.5453 (16.0); 1.2559 (0.8); 0.9055 (0.5); 0.8898 (0.6); 0.0080 (1.3); -0.0002 (37.3); -0.0085 (1.2)
I-016: ¹ H-NMR(400.0 MHz, CDCl ₃): δ = 7.5204 (1.5); 7.3604 (0.7); 7.3426 (0.5); 7.3138 (0.9); 7.3104 (0.6); 7.3018 (0.9); 7.2992 (1.0); 7.2931 (1.2); 7.2898 (1.0); 7.2871 (1.2); 7.2846 (1.3); 7.2829 (1.4); 7.2796 (1.7); 7.2738 (2.4); 7.2723 (2.6); 7.2702 (3.9); 7.2615 (264.6); 7.2538 (3.3); 7.2515 (1.0); 7.2478 (1.0); 7.2456 (1.0); 7.2442 (1.0); 7.2407 (1.1); 7.2389 (0.9); 7.2363 (1.1); 7.2304 (0.8); 7.2262 (1.0); 7.2219 (0.9); 7.2200 (0.8); 7.2114 (2.0); 7.2066 (1.4); 7.1886 (8.0); 7.1828 (11.0); 7.1807 (13.7); 7.1779 (14.1); 7.1749 (16.4); 7.1721 (16.1); 7.1689 (14.0); 7.1632 (14.2); 7.1610 (15.2); 7.1553 (12.4); 7.0943 (2.0); 7.0755 (3.0); 7.0565 (1.9); 6.9974 (1.5); 6.9133 (3.5); 6.9071 (4.1); 6.9031 (4.6); 6.9010 (4.6); 6.8974 (4.9); 6.8950 (5.1); 6.8916 (5.4); 6.8853 (6.3); 6.8813 (7.6); 6.8793 (7.1); 6.8756 (5.2); 6.8735 (4.7); 6.8701 (3.0); 6.8635 (3.2); 6.8596 (3.6); 6.8577 (3.3); 6.8539 (2.0); 6.8382 (1.5); 6.8338 (1.4); 6.8228 (1.5); 6.8182 (1.0); 6.7565 (1.2); 6.7384 (1.2); 6.1991 (7.1); 6.1938

(3.6); 6.1894 (2.3); 6.1829 (2.0); 6.1723 (7.8); 6.1669 (4.3); 6.1626 (2.7); 6.1561 (10.1); 6.1505 (4.4); 6.1462 (2.8); 6.1398 (2.6); 6.1292 (9.3); 6.1235 (5.3); 6.1130 (3.3); 6.1044 (3.9); 6.0942 (2.2); 6.0835 (0.6); 6.0730 (1.4); 6.0624 (1.3); 6.0523 (0.6); 6.0098 (0.9); 5.9945 (3.4); 5.9882 (3.4); 5.9843 (8.6); 5.9772 (8.4); 5.9742 (8.2); 5.9700 (6.8); 5.9669 (11.9); 5.9639 (8.1); 5.9569 (8.9); 5.9538 (5.9); 5.9508 (3.8); 5.9464 (4.5); 5.9406 (3.2); 5.9355 (2.9); 5.9248 (2.7); 5.9167 (3.8); 5.9112 (6.1); 5.9056 (3.4); 5.9030 (2.5); 5.8974 (4.1); 5.8917 (2.5); 5.8832 (2.2); 5.8774 (1.4); 5.8668 (3.6); 5.8611 (6.1); 5.8556 (4.2); 5.8529 (4.2); 5.8471 (9.4); 5.8414 (4.9); 5.8330 (2.5); 5.8293 (4.3); 5.8191 (2.0); 5.8082 (0.6); 5.7979 (1.3); 5.7872 (1.1); 5.6195 (0.6); 5.6148 (0.6); 5.5916 (0.8); 5.5710 (8.7); 5.5696 (8.6); 5.5503 (15.2); 5.5441 (3.6); 5.5280 (7.4); 5.5265 (7.4); 5.5071 (12.8); 5.5010 (2.9); 5.4035 (0.9); 5.3905 (1.0); 5.3766 (1.1); 5.3597 (10.0); 5.3554 (4.8); 5.3452 (8.4); 5.3438 (7.6); 5.3329 (9.4); 5.3287 (4.5); 5.3185 (7.5); 5.1264 (0.8); 5.1210 (1.0); 5.1165 (1.2); 5.1109 (1.3); 5.1059 (1.3); 5.1005 (1.3); 5.0958 (1.0); 5.0389 (3.2); 5.0346 (3.2); 4.6555 (0.5); 4.6465 (0.8); 4.6359 (1.4); 4.6257 (1.5); 4.6156 (1.6); 4.6057 (1.3); 4.5957 (0.8); 4.5857 (0.6); 4.4901 (0.6); 4.4807 (0.6); 4.4566 (1.2); 4.4468 (1.2); 4.4227 (0.8); 4.4132 (0.8); 4.3881 (2.2); 4.3774 (8.0); 4.3672 (7.5); 4.3588 (5.0); 4.3541 (4.6); 4.3488 (5.3); 4.3433 (16.0); 4.3331 (14.2); 4.3250 (9.0); 4.3202 (5.8); 4.3151 (8.5); 4.3093 (9.8); 4.2989 (7.6); 4.2909 (5.0); 4.2864 (6.0); 4.2810 (4.4); 4.2756 (3.8); 4.2627 (1.9); 4.2523 (2.8); 4.2414 (1.7); 3.9689 (0.7); 3.9487 (3.7); 3.9445 (4.2); 3.9388 (11.6); 3.9368 (12.5); 3.9296 (3.7); 3.9055 (4.1); 3.9013 (4.9); 3.8959 (13.6); 3.8938 (14.5); 3.8864 (4.3); 3.8801 (1.1); 3.8361 (0.7); 3.8303 (1.0); 3.8240 (1.1); 3.8161 (1.2); 3.8102 (1.4); 3.8020 (1.3); 3.7943 (1.1); 3.7881 (0.9); 3.7822 (0.6); 3.6098 (2.6); 3.6042 (3.1); 3.5989 (3.2); 3.5935 (3.2); 3.5911 (3.1); 3.5880 (3.2); 3.5852 (2.9); 3.3846 (0.8); 3.3628 (2.3); 3.3482 (2.6); 3.3348 (8.9); 3.3320 (13.6); 3.3283 (10.2); 3.3070 (1.2); 3.2890 (11.4); 3.2852 (8.7); 3.0935 (0.6); 3.0729 (0.7); 3.0460 (1.1); 3.0246 (1.1); 3.0190 (1.0); 2.9973 (1.0); 2.7229 (0.9); 2.7106 (0.9); 2.7023 (1.2); 2.6996 (1.0); 2.6877 (2.0); 2.6787 (1.2); 2.6755 (1.1); 2.6671 (1.9); 2.6549 (1.1); 2.6438 (1.1); 2.6316 (1.0); 2.6184 (2.2); 2.5973 (3.8); 2.5833 (2.9); 2.5760 (2.9); 2.5722 (2.6); 2.5621 (4.3); 2.5511 (4.0); 2.5408 (2.7); 2.5370 (3.3); 2.5301 (3.0); 2.5160 (4.6); 2.4948 (2.7); 2.4646 (1.0); 2.4597 (1.0); 2.4332 (0.9); 2.4268 (0.9); 2.3858 (0.7); 1.9669 (2.2); 1.9566 (4.3); 1.9462 (2.5); 1.9344 (3.3); 1.9239 (5.1); 1.9144 (2.7); 1.9110 (2.8); 1.8992 (2.6); 1.8892 (3.9); 1.8793 (2.1); 1.8756 (1.3); 1.8624 (0.9); 1.8517 (0.8); 1.8402 (0.8); 1.5840 (5.0); 0.9038 (1.4); 0.9001 (1.5); 0.8883 (1.3); 0.8845 (1.4); 0.0081 (4.4); -0.0002 (146.2); -0.0084 (5.6); -0.0138 (0.8); -0.0160 (0.6); -0.0504 (0.8)

I-017: ¹H-NMR(400.0 MHz, CDCl₃):

δ= 7.5201 (2.0); 7.3116 (2.0); 7.2613 (353.0); 7.2285 (1.9); 7.2115 (1.8); 7.1871 (6.0); 7.1795 (11.5); 7.1738 (13.4); 7.1676 (10.6); 7.1599 (12.5); 7.1542 (9.5); 7.1417 (2.6); 7.1139 (1.7); 7.0955 (2.1); 6.9972 (2.0); 6.9070 (4.1); 6.9005 (4.2); 6.8944 (3.8); 6.8911 (4.2); 6.8850 (5.9); 6.8794 (6.7); 6.8732 (4.1); 6.8637 (2.7); 6.8571 (3.3); 6.7431 (1.2); 6.2023 (4.1); 6.1987 (5.0); 6.1948 (2.5); 6.1756 (4.7); 6.1719 (5.5); 6.1681 (2.9); 6.1592 (5.2); 6.1555 (6.9); 6.1390 (1.4); 6.1324 (4.9); 6.1288 (6.1); 6.1121 (1.0); 5.9631 (3.3); 5.9490 (5.8); 5.9446 (5.5); 5.9398 (5.2); 5.9368 (5.2); 5.9255 (2.8); 5.9193 (2.2); 5.8940 (2.5); 5.8885 (4.5); 5.8805 (3.4); 5.8748 (3.7); 5.8690 (2.1); 5.8601 (1.9); 5.8458 (3.1); 5.8401 (4.4); 5.8344 (2.7); 5.8264 (3.8); 5.8203 (2.6); 5.8138 (2.2); 5.8088 (1.6); 5.5703 (7.0); 5.5688 (7.4); 5.5491 (12.5); 5.5271 (6.2); 5.5256 (6.3); 5.5060 (11.0); 5.3577 (8.4); 5.3423 (5.9); 5.3309 (8.1); 5.3156 (5.5); 5.0955 (1.1); 5.0328 (3.1); 4.6260 (0.7); 4.6157 (0.8); 4.6056 (1.1); 4.5960 (0.8); 4.4041 (1.2); 4.3901 (3.8); 4.3784 (7.4); 4.3747 (6.0); 4.3717 (5.6); 4.3657 (6.5); 4.3623 (7.2); 4.3586 (5.2); 4.3555 (7.1); 4.3523 (7.5); 4.3476 (4.5); 4.3400 (4.4); 4.3364 (5.5); 4.3207 (3.2); 4.3181 (3.3); 4.3101 (2.6); 4.3066 (3.0); 4.2947 (1.2); 4.2908 (1.3); 4.1926 (1.8); 4.1798 (4.2); 4.1667 (3.8); 4.1290 (1.5); 4.1179 (1.7); 3.9494 (2.9); 3.9447 (3.6); 3.9381 (14.1); 3.9284 (1.9); 3.9063 (3.4); 3.9016 (4.0); 3.8951 (16.0); 3.8854 (2.1); 3.7431 (1.1); 3.5846 (5.4); 3.5697 (5.8); 3.5638 (3.7); 3.5559 (4.2); 3.5408 (3.5); 3.3299 (10.0); 3.3273 (9.8); 3.3094 (1.5); 3.2982 (1.6); 3.2869 (8.8); 3.2842 (8.6); 3.0154 (0.8); 2.6826 (0.9); 2.6700 (1.4); 2.6494 (1.3); 2.6356 (0.9); 2.6142 (0.6); 2.5831 (1.6); 2.5617 (4.4); 2.5500 (5.5); 2.5392 (5.4); 2.5355 (7.4); 2.5237 (7.6); 2.5193 (6.4); 2.5128 (5.4); 2.5090 (8.4); 2.4975 (8.4); 2.4832 (6.6); 2.4708 (5.0); 2.4548 (3.7); 2.4445 (2.0); 2.4288 (1.6); 2.3503 (1.2); 2.3319 (0.9); 1.9505 (1.7); 1.9404 (2.7); 1.9347 (1.9); 1.9116 (3.0); 1.9024 (4.4); 1.8961 (3.3); 1.8766 (3.7); 1.8644 (6.4); 1.8572 (6.8); 1.8486 (8.1); 1.8413 (5.6); 1.8328 (5.2); 1.5628 (12.0); 1.3002 (1.5); 1.2818 (1.5); 1.2555 (5.7); 1.0634 (0.9); 0.9033 (4.3); 0.8966 (3.6); 0.8875 (4.6); 0.8808 (3.8); 0.0501 (0.7); 0.0080 (3.7); -0.0002 (121.4); -0.0084 (5.1); -0.0498 (0.7)

I-018: ¹H-NMR(400.0 MHz, CDCl₃):

δ= 7.5189 (0.6); 7.2601 (108.4); 7.1902 (1.3); 7.1844 (1.7); 7.1805 (2.0); 7.1746 (2.5); 7.1704 (2.4); 7.1645 (2.0); 7.1605 (1.8); 7.1549 (1.8); 6.9961 (0.6); 6.8964 (0.8); 6.8807 (0.8); 6.8749 (1.4); 6.8691 (0.7); 6.8531 (0.7); 6.2032 (1.0); 6.1999 (1.0); 6.1764 (1.0); 6.1731 (1.1); 6.1601 (1.2); 6.1567 (1.2); 6.1333 (1.2); 6.1299 (1.2); 5.9775 (0.6); 5.9751 (0.6); 5.9709 (0.9); 5.9672 (1.0); 5.9640 (1.2); 5.9610 (1.0); 5.9572 (1.0); 5.9526

(0.6); 5.9504 (0.6); 5.8813 (0.6); 5.8756 (1.1); 5.8701 (0.7); 5.8675 (0.5); 5.8619 (0.8); 5.8290 (0.6); 5.8233 (1.0); 5.8177 (0.6); 5.8095 (0.8); 5.5719 (1.5); 5.5704 (1.4); 5.5499 (1.6); 5.5483 (1.6); 5.5288 (1.3); 5.5272 (1.3); 5.5068 (1.4); 5.5052 (1.4); 5.3540 (1.4); 5.3527 (1.3); 5.3376 (1.4); 5.3362 (1.4); 5.3273 (1.3); 5.3259 (1.2); 5.3109 (1.3); 5.3094 (1.2); 5.0345 (0.6); 4.3078 (1.0); 4.3015 (1.2); 4.2965 (2.2); 4.2889 (2.0); 4.2839 (2.6); 4.2781 (1.2); 4.2717 (1.8); 4.2607 (1.1); 3.9398 (1.9); 3.9371 (1.9); 3.8968 (2.1); 3.8942 (2.2); 3.6367 (2.0); 3.6259 (2.1); 3.6238 (2.4); 3.6203 (1.7); 3.6186 (1.5); 3.6131 (2.0); 3.6073 (2.4); 3.5968 (1.3); 3.5948 (1.4); 3.5892 (0.7); 3.5778 (0.8); 3.5675 (0.7); 3.5647 (0.7); 3.5563 (0.7); 3.4053 (1.0); 3.3999 (14.2); 3.3939 (1.0); 3.3905 (1.3); 3.3818 (16.0); 3.3726 (0.5); 3.3252 (1.9); 3.3209 (1.7); 3.2822 (1.6); 3.2778 (1.5); 2.5489 (0.7); 2.5282 (0.7); 2.5139 (0.8); 2.5079 (0.8); 2.4937 (0.7); 2.4729 (0.8); 1.9473 (0.6); 1.9217 (0.7); 1.9120 (1.2); 1.9021 (0.7); 1.8768 (0.6); 1.5465 (4.3); 0.9019 (0.6); 0.8979 (0.5); 0.8862 (0.6); 0.0080 (1.5); -0.0002 (42.1); -0.0085 (1.6)

I-020: ¹H-NMR(599.7 MHz, CDCl₃):

δ= 7.2614 (50.0); 7.2433 (1.6); 7.2321 (1.1); 7.2203 (0.5); 7.2166 (0.8); 7.2129 (0.9); 7.2080 (3.0); 7.2045 (5.6); 7.2015 (4.8); 7.1981 (3.4); 7.1946 (4.8); 7.1916 (5.6); 7.1882 (3.0); 7.1834 (0.8); 7.1797 (0.6); 6.9120 (1.1); 6.9083 (1.9); 6.9046 (1.1); 6.8976 (2.2); 6.8938 (3.6); 6.8901 (1.9); 6.8832 (1.2); 6.8793 (1.8); 6.8757 (0.9); 5.9870 (1.2); 5.9832 (2.4); 5.9807 (2.5); 5.9741 (3.1); 5.9716 (3.1); 5.9678 (1.5); 5.9284 (1.4); 5.9248 (2.6); 5.9210 (1.6); 5.9156 (2.0); 5.9120 (1.2); 5.9075 (1.4); 5.9038 (2.6); 5.8999 (1.6); 5.8946 (2.0); 5.8909 (1.1); 5.2999 (0.9); 5.1292 (0.6); 5.1161 (1.7); 5.1022 (1.7); 5.0892 (0.6); 4.2093 (2.2); 4.1974 (7.0); 4.1929 (1.6); 4.1855 (7.4); 4.1834 (4.7); 4.1810 (4.1); 4.1735 (2.9); 4.1714 (4.2); 4.1691 (3.9); 4.1629 (0.5); 4.1594 (1.4); 4.1573 (1.3); 4.1511 (0.4); 3.8563 (4.2); 3.8491 (4.2); 3.8262 (4.7); 3.8189 (4.6); 3.5480 (1.0); 3.5437 (1.5); 3.5393 (1.8); 3.5345 (2.0); 3.5298 (1.9); 3.5254 (1.5); 3.5211 (1.1); 3.3748 (30.5); 3.3668 (30.7); 3.3610 (0.9); 3.3566 (0.7); 3.3522 (5.1); 3.3482 (5.0); 3.3220 (4.4); 3.3180 (4.5); 2.5618 (1.0); 2.5478 (1.9); 2.5381 (1.8); 2.5337 (1.2); 2.5239 (3.4); 2.5140 (1.3); 2.5098 (1.8); 2.5000 (2.1); 2.4859 (1.0); 1.9951 (1.0); 1.9891 (2.2); 1.9816 (2.2); 1.9756 (1.1); 1.9718 (1.0); 1.9658 (2.0); 1.9582 (2.0); 1.9522 (1.0); 1.5968 (2.7); 1.3098 (7.8); 1.2977 (19.9); 1.2853 (20.2); 1.2733 (7.7); 1.2672 (0.6); 1.2628 (0.5); 1.2552 (0.7); 0.8821 (0.4); 0.0695 (6.6); 0.0053 (1.4); -0.0001 (40.2); -0.0056 (1.3)

I-021: ¹H-NMR(400.0 MHz, CDCl₃):

δ= 7.8170 (1.1); 7.8139 (1.4); 7.8098 (0.7); 7.8020 (0.5); 7.7968 (1.7); 7.7929 (1.2); 7.6775 (3.0); 7.6741 (3.7); 7.6700 (4.4); 7.6667 (4.0); 7.6626 (2.9); 7.6575 (4.4); 7.6532 (4.3); 7.6502 (4.6); 7.6459 (3.6); 7.5190 (0.6); 7.5016 (0.7); 7.4986 (1.1); 7.4948 (0.9); 7.4892 (1.0); 7.4864 (1.3); 7.4800 (3.6); 7.4729 (1.9); 7.4667 (3.4); 7.4627 (5.3); 7.4585 (3.5); 7.4519 (7.0); 7.4480 (4.4); 7.4442 (1.7); 7.4375 (3.5); 7.4333 (7.4); 7.4208 (1.4); 7.4164 (2.5); 7.4116 (2.1); 7.4080 (0.8); 7.3787 (1.2); 7.3737 (1.2); 7.2602 (83.3); 6.0435 (0.6); 6.0352 (0.5); 6.0298 (0.8); 6.0243 (0.5); 6.0048 (1.0); 6.0013 (1.1); 5.9983 (1.2); 5.9943 (1.8); 5.9907 (2.3); 5.9875 (2.4); 5.9843 (2.3); 5.9807 (2.2); 5.9766 (1.4); 5.9737 (1.3); 5.9701 (1.2); 5.9632 (0.6); 5.9560 (0.5); 5.9210 (1.2); 5.9154 (2.1); 5.9098 (1.3); 5.9073 (1.0); 5.9017 (1.6); 5.8961 (0.9); 5.8492 (1.2); 5.8437 (2.0); 5.8380 (1.3); 5.8356 (1.1); 5.8299 (1.7); 5.8243 (0.9); 5.3404 (0.5); 5.1095 (0.5); 5.0902 (1.3); 5.0815 (0.9); 5.0777 (0.9); 5.0693 (1.2); 4.2372 (2.1); 4.2193 (6.7); 4.2132 (2.4); 4.2014 (7.2); 4.1953 (6.8); 4.1835 (2.8); 4.1812 (2.5); 4.1774 (6.8); 4.1596 (2.3); 4.0391 (3.1); 3.9941 (4.6); 3.8189 (4.6); 3.8140 (4.7); 3.7740 (3.2); 3.7691 (3.3); 3.5453 (0.8); 3.5391 (1.2); 3.5332 (1.3); 3.5265 (1.4); 3.5241 (1.4); 3.5180 (1.5); 3.5144 (1.4); 3.5120 (1.5); 3.5055 (1.2); 3.5029 (1.0); 3.4999 (0.8); 3.0156 (0.7); 2.5691 (0.8); 2.5480 (1.5); 2.5338 (1.1); 2.5269 (0.9); 2.5193 (0.8); 2.5127 (1.8); 2.5050 (1.3); 2.4916 (1.0); 2.4840 (2.3); 2.4698 (1.1); 2.4631 (1.2); 2.4488 (1.8); 2.4278 (0.8); 2.0432 (1.2); 2.0060 (1.1); 1.9973 (1.6); 1.9891 (0.9); 1.9704 (0.8); 1.9623 (2.1); 1.9538 (2.2); 1.9450 (0.8); 1.9274 (0.7); 1.9186 (1.3); 1.9099 (0.7); 1.5605 (16.0); 1.3255 (7.2); 1.3076 (15.0); 1.2981 (7.5); 1.2918 (7.4); 1.2898 (8.2); 1.2803 (14.5); 1.2741 (3.8); 1.2624 (7.7); 1.2504 (0.7); 0.8818 (1.2); 0.0080 (1.2); -0.0002 (32.1); -0.0085 (1.2)

I-023: ¹H-NMR(400.0 MHz, CDCl₃):

δ= 7.4713 (2.0); 7.4665 (2.2); 7.4620 (2.1); 7.3739 (0.8); 7.3454 (3.2); 7.3416 (3.0); 7.2717 (3.8); 7.2600 (54.8); 6.0064 (0.7); 6.0030 (0.7); 5.9964 (1.3); 5.9928 (1.6); 5.9895 (1.6); 5.9863 (1.6); 5.9828 (1.6); 5.9792 (1.0); 5.9762 (0.9); 5.9727 (0.8); 5.9202 (0.8); 5.9147 (1.4); 5.9090 (0.9); 5.9009 (1.1); 5.8954 (0.6); 5.8496 (0.8); 5.8441 (1.3); 5.8383 (0.9); 5.8303 (1.1); 5.8247 (0.6); 5.0831 (0.9); 5.0624 (0.9); 4.2369 (1.3); 4.2191 (4.2); 4.2012 (4.6); 4.1980 (4.3); 4.1831 (1.9); 4.1802 (4.1); 4.1623 (1.4); 4.0006 (2.1); 3.9556 (3.1); 3.7722 (2.9); 3.7665 (2.9); 3.7272 (2.0); 3.7215 (2.0); 3.5258 (1.0); 3.5200 (1.0); 3.5133 (1.0); 2.5583 (0.5); 2.5371 (1.0); 2.5229 (0.7); 2.5160 (0.6); 2.5018 (1.2); 2.4920 (0.6); 2.4807 (0.6); 2.4710 (1.1); 2.4569 (0.7); 2.4501 (0.6); 2.4359 (1.2); 2.4149 (0.6); 2.3685 (16.0); 2.0036 (0.6); 1.9955 (1.1); 1.9876 (0.6); 1.9681 (0.6); 1.9607 (1.2); 1.9537 (1.4); 1.9458 (0.6); 1.9271 (0.5); 1.9190 (0.9); 1.9106 (0.5); 1.5490 (14.5);

1.3252 (4.3); 1.3073 (8.9); 1.3024 (4.8); 1.2894 (4.9); 1.2846 (8.9); 1.2667 (4.9); 1.2525 (0.6); 0.8817 (1.2); 0.0079 (0.8); -0.0002 (21.1); -0.0084 (0.9)
I-024: ¹ H-NMR(400.0 MHz, CDCl ₃): δ = 7.3699 (0.6); 7.2607 (52.9); 7.2252 (2.3); 7.2237 (2.3); 7.2188 (2.7); 7.2150 (3.3); 7.2135 (3.4); 7.2105 (3.1); 7.1912 (1.2); 7.1871 (1.2); 7.0106 (1.3); 7.0086 (1.3); 6.9967 (1.1); 6.9892 (1.2); 6.9856 (1.2); 6.0213 (0.6); 6.0174 (0.6); 6.0113 (0.6); 6.0073 (1.1); 6.0033 (0.9); 6.0009 (0.9); 5.9970 (1.3); 5.9933 (1.2); 5.9900 (1.3); 5.9868 (1.2); 5.9833 (1.3); 5.9797 (0.8); 5.9766 (0.7); 5.9731 (0.6); 5.9265 (0.6); 5.9210 (1.2); 5.9154 (0.7); 5.9130 (0.5); 5.9073 (0.8); 5.8695 (0.5); 5.8615 (0.8); 5.8559 (1.4); 5.8502 (0.9); 5.8423 (0.9); 5.8367 (0.5); 5.2987 (0.6); 5.0745 (0.7); 4.0007 (1.8); 3.9556 (2.7); 3.7857 (1.7); 3.7834 (1.9); 3.7777 (2.8); 3.7712 (2.8); 3.7623 (4.5); 3.7590 (15.3); 3.7496 (3.1); 3.7397 (16.0); 3.7329 (2.2); 3.7262 (1.8); 3.7043 (6.0); 3.6929 (5.5); 3.5527 (0.7); 3.5462 (0.7); 3.5409 (0.8); 3.5364 (0.7); 3.5340 (0.7); 3.5250 (0.5); 2.5461 (0.9); 2.5318 (0.6); 2.5251 (0.5); 2.5109 (1.1); 2.5041 (0.6); 2.4898 (0.6); 2.4831 (1.0); 2.4688 (0.7); 2.4623 (0.6); 2.4480 (1.0); 2.4270 (0.6); 2.3877 (14.8); 2.0027 (0.8); 1.9670 (0.9); 1.9571 (1.0); 1.9484 (0.7); 1.9216 (0.8); 1.9132 (0.6); 1.5571 (5.3); 0.0078 (0.7); -0.0002 (19.9); -0.0085 (0.7)
I-025: ¹ H-NMR(400.0 MHz, CDCl ₃): δ = 7.6779 (1.8); 7.6745 (2.3); 7.6703 (3.2); 7.6671 (3.3); 7.6632 (2.3); 7.6580 (2.8); 7.6536 (2.9); 7.6504 (3.7); 7.6463 (3.0); 7.5186 (0.8); 7.5019 (0.9); 7.4931 (1.1); 7.4830 (2.3); 7.4762 (1.5); 7.4700 (1.9); 7.4659 (3.3); 7.4615 (2.8); 7.4552 (3.9); 7.4459 (1.6); 7.4408 (2.4); 7.4355 (3.7); 7.4244 (0.8); 7.4189 (1.1); 7.4148 (0.7); 7.3311 (0.8); 7.3097 (0.8); 7.2597 (117.1); 6.9957 (0.6); 6.0331 (0.6); 6.0272 (1.0); 6.0233 (1.0); 6.0207 (0.9); 6.0127 (1.2); 6.0069 (1.3); 6.0030 (1.1); 5.9982 (0.8); 5.9945 (0.8); 5.9916 (0.7); 5.9881 (0.7); 5.9455 (0.7); 5.9400 (1.3); 5.9344 (0.8); 5.9262 (0.9); 5.9206 (0.5); 5.8753 (0.8); 5.8697 (1.2); 5.8640 (0.7); 5.8616 (0.6); 5.8559 (1.0); 5.8503 (0.6); 5.0939 (0.7); 4.5542 (0.6); 4.5394 (0.5); 4.4235 (1.9); 4.4095 (2.5); 4.4068 (1.9); 4.3950 (3.7); 4.3913 (1.6); 4.3811 (2.5); 4.3767 (2.1); 4.3715 (0.9); 4.3662 (1.5); 4.3631 (1.6); 4.3576 (1.4); 4.3426 (1.4); 4.3290 (0.7); 4.0380 (1.4); 3.9931 (2.2); 3.8291 (1.6); 3.8236 (3.1); 3.8183 (3.1); 3.8121 (0.5); 3.7889 (1.0); 3.7863 (1.1); 3.7841 (1.1); 3.7786 (2.0); 3.7735 (2.4); 3.7598 (0.5); 3.7428 (2.6); 3.7285 (3.0); 3.7144 (5.2); 3.6999 (4.7); 3.6861 (3.4); 3.6714 (1.4); 3.6591 (0.8); 3.6060 (0.6); 3.5989 (0.8); 3.5919 (0.8); 3.5834 (0.8); 2.5891 (0.9); 2.5748 (0.6); 2.5679 (0.6); 2.5537 (1.0); 2.5432 (0.5); 2.5325 (0.6); 2.5221 (1.0); 2.5079 (0.6); 2.5011 (0.5); 2.4869 (1.0); 2.4658 (0.5); 2.0295 (0.9); 1.9948 (1.0); 1.9873 (1.2); 1.9784 (0.6); 1.9522 (1.0); 1.5424 (16.0); 1.2558 (1.0); 0.0079 (1.5); -0.0002 (43.1); -0.0085 (1.5)
I-027: ¹ H-NMR(400.0 MHz, CDCl ₃): δ = 7.5183 (1.0); 7.4721 (1.6); 7.4671 (2.1); 7.4624 (2.5); 7.3490 (2.1); 7.3472 (2.2); 7.3426 (2.2); 7.3405 (2.2); 7.3386 (2.2); 7.3349 (1.9); 7.2782 (2.5); 7.2735 (3.0); 7.2697 (2.5); 7.2594 (171.0); 6.9954 (1.0); 6.0174 (0.5); 6.0113 (0.5); 6.0070 (0.8); 6.0028 (0.8); 5.9963 (1.2); 5.9924 (1.2); 5.9891 (1.3); 5.9859 (1.3); 5.9824 (1.3); 5.9787 (0.8); 5.9757 (0.7); 5.9724 (0.6); 5.9257 (0.6); 5.9202 (1.2); 5.9146 (0.7); 5.9064 (0.8); 5.8601 (0.8); 5.8545 (1.4); 5.8488 (0.9); 5.8407 (0.9); 5.0722 (0.7); 3.9987 (1.8); 3.9538 (2.6); 3.7791 (1.6); 3.7738 (2.7); 3.7670 (3.0); 3.7593 (16.0); 3.7500 (2.2); 3.7405 (16.0); 3.7289 (1.9); 3.7220 (1.8); 3.7040 (5.2); 3.6929 (5.0); 3.5539 (0.7); 3.5454 (0.7); 3.5397 (0.7); 3.5338 (0.7); 2.5439 (0.9); 2.5295 (0.6); 2.5228 (0.5); 2.5085 (1.0); 2.5010 (0.6); 2.4876 (0.5); 2.4801 (0.9); 2.4658 (0.6); 2.4593 (0.5); 2.4449 (1.0); 2.4241 (0.6); 2.3717 (13.5); 2.3706 (13.6); 2.0016 (0.8); 1.9660 (0.8); 1.9547 (0.9); 1.9463 (0.6); 1.9194 (0.8); 1.9111 (0.6); 1.5378 (9.0); 0.0080 (2.0); -0.0002 (64.1); -0.0085 (2.4)
I-028: ¹ H-NMR(400.0 MHz, CDCl ₃): δ = 7.5186 (0.6); 7.4652 (2.6); 7.4614 (2.7); 7.3520 (1.0); 7.3480 (1.8); 7.3460 (2.2); 7.3385 (2.3); 7.3344 (2.2); 7.3242 (0.6); 7.3146 (0.9); 7.3125 (0.9); 7.3083 (1.1); 7.3035 (1.0); 7.3005 (0.9); 7.2969 (1.0); 7.2868 (2.2); 7.2830 (2.4); 7.2789 (3.2); 7.2743 (3.6); 7.2683 (2.5); 7.2598 (106.4); 7.2571 (9.4); 7.2519 (1.5); 7.2491 (1.3); 7.2417 (0.7); 7.2085 (0.8); 6.9958 (0.6); 6.0419 (0.5); 6.0381 (0.6); 6.0284 (1.0); 6.0232 (0.9); 6.0152 (1.2); 6.0118 (1.3); 6.0089 (1.3); 6.0053 (1.3); 6.0014 (0.8); 5.9979 (0.7); 5.9948 (0.7); 5.9913 (0.7); 5.9443 (0.6); 5.9387 (1.2); 5.9331 (0.7); 5.9249 (0.9); 5.8756 (0.7); 5.8699 (1.2); 5.8641 (0.7); 5.8561 (0.9); 5.8505 (0.5); 5.0928 (0.7); 4.5685 (0.6); 4.5540 (0.8); 4.5393 (0.7); 4.4234 (1.8); 4.4094 (2.4); 4.4068 (1.8); 4.3987 (1.5); 4.3953 (3.5); 4.3852 (2.4); 4.3808 (1.8); 4.3703 (2.0); 4.3677 (1.5); 4.3589 (1.4); 4.3430 (1.4); 4.3314 (0.8); 3.9991 (1.4); 3.9536 (2.1); 3.9299 (0.5); 3.7887 (1.1); 3.7827 (1.8); 3.7767 (3.0); 3.7710 (2.7); 3.7596 (0.8); 3.7418 (2.8); 3.7385 (1.4); 3.7314 (2.6); 3.7273 (3.9); 3.7185 (2.9); 3.7136 (2.7); 3.7042 (3.6); 3.6996 (1.5); 3.6901 (3.1); 3.6852 (1.5); 3.6749 (1.3); 3.6714 (1.3); 3.6611 (1.0); 3.6001 (0.8); 3.5926 (0.9); 3.5853 (0.9); 2.5796 (0.8); 2.5651 (0.5); 2.5440 (0.9); 2.5330 (0.5); 2.5232 (0.6); 2.5118 (0.8); 2.4975 (0.6); 2.4909 (0.5); 2.4766 (1.0); 2.4555 (0.5); 2.3706 (13.5); 2.0278 (0.8); 1.9933 (1.0); 1.9861 (1.0); 1.9594 (0.6); 1.9509 (0.8); 1.5413 (16.0); 0.0081 (1.3); -0.0002 (38.6); -0.0029 (4.3); -0.0084 (1.6)
I-029: ¹ H-NMR(400.0 MHz, CDCl ₃):

δ = 7.4632 (2.4); 7.3500 (1.5); 7.3481 (1.6); 7.3461 (1.8); 7.3440 (1.8); 7.3421 (1.9); 7.3403 (1.8); 7.2779 (2.6); 7.2598 (74.5); 7.2127 (0.7); 7.1926 (0.7); 6.0210 (0.6); 6.0183 (0.6); 6.0151 (0.8); 6.0035 (1.3); 5.9980 (1.1); 5.9917 (0.8); 5.9891 (0.8); 5.9854 (0.7); 5.9688 (0.7); 5.9633 (1.1); 5.9578 (0.7); 5.9495 (0.7); 5.9010 (0.7); 5.8953 (1.2); 5.8896 (0.7); 5.8873 (0.6); 5.8815 (0.9); 5.8758 (0.6); 5.2984 (2.9); 5.0966 (0.6); 5.0935 (0.6); 5.0812 (0.6); 5.0781 (0.6); 4.5675 (1.0); 4.5466 (3.2); 4.5418 (1.0); 4.5379 (0.6); 4.5257 (3.4); 4.5209 (2.1); 4.5170 (1.6); 4.5048 (1.3); 4.5000 (2.1); 4.4960 (1.6); 4.4888 (0.7); 4.4791 (1.0); 4.4751 (0.6); 4.4679 (0.7); 3.9952 (1.3); 3.9505 (2.0); 3.7859 (1.2); 3.7809 (2.2); 3.7737 (2.4); 3.7407 (0.9); 3.7359 (1.5); 3.7287 (1.6); 3.6615 (0.6); 3.6585 (0.6); 3.6550 (0.7); 3.6524 (0.7); 3.6490 (0.7); 3.6460 (0.7); 3.6430 (0.7); 3.6401 (0.8); 3.6372 (0.6); 2.6358 (0.8); 2.6214 (0.6); 2.6146 (0.5); 2.6003 (0.9); 2.5792 (0.5); 2.5622 (0.8); 2.5478 (0.6); 2.5413 (0.5); 2.5269 (0.9); 2.3703 (13.1); 2.0236 (0.8); 2.0145 (0.5); 1.9956 (0.7); 1.9871 (1.1); 1.9787 (0.6); 1.9594 (0.5); 1.9505 (0.7); 1.5416 (16.0); 0.0080 (0.9); -0.0002 (28.1); -0.0084 (1.1)

I-033: $^1\text{H-NMR}$ (400.0 MHz, CDCl_3):

δ = 7.5181 (2.7); 7.3763 (3.6); 7.3684 (17.2); 7.3634 (7.0); 7.3563 (31.3); 7.3506 (18.4); 7.3426 (5.8); 7.3382 (3.9); 7.3271 (1.9); 7.3086 (1.6); 7.2962 (1.5); 7.2592 (478.9); 7.2268 (0.5); 7.2206 (0.5); 7.1967 (1.2); 7.1843 (5.6); 7.1789 (6.3); 7.1751 (5.0); 7.1689 (5.2); 7.1644 (6.9); 7.1588 (5.7); 6.9952 (2.6); 6.9037 (0.9); 6.8979 (1.6); 6.8906 (1.9); 6.8821 (1.8); 6.8760 (3.2); 6.8688 (3.3); 6.8629 (1.8); 6.8542 (1.6); 6.8470 (1.7); 6.8411 (0.7); 6.1970 (1.4); 6.1890 (1.5); 6.1703 (4.3); 6.1624 (1.7); 6.1539 (1.7); 6.1459 (2.2); 6.1436 (3.3); 6.1272 (4.9); 6.1192 (1.8); 6.1004 (3.4); 5.9658 (1.4); 5.9618 (1.8); 5.9589 (1.7); 5.9558 (1.8); 5.9520 (1.7); 5.9478 (1.1); 5.9418 (0.8); 5.8796 (0.9); 5.8740 (1.6); 5.8682 (1.0); 5.8602 (1.2); 5.8546 (0.7); 5.8292 (0.8); 5.8234 (1.6); 5.8176 (1.0); 5.8096 (1.3); 5.8040 (0.8); 5.5626 (2.4); 5.5458 (7.8); 5.5193 (2.1); 5.5027 (6.8); 5.3765 (5.5); 5.3496 (5.3); 5.3447 (2.6); 5.3360 (2.3); 5.3179 (2.2); 5.3093 (2.2); 5.2938 (2.0); 5.2631 (8.4); 5.2458 (8.3); 5.2150 (2.0); 5.1985 (0.7); 5.1783 (9.5); 5.1681 (4.7); 5.1615 (4.6); 5.1310 (0.7); 5.0308 (1.0); 3.9367 (3.5); 3.9237 (5.4); 3.8936 (4.0); 3.8814 (6.2); 3.5596 (1.1); 3.3470 (5.8); 3.3275 (2.8); 3.3213 (2.8); 3.3046 (5.1); 3.2845 (2.4); 3.2782 (2.4); 2.5800 (0.7); 2.5591 (1.2); 2.5452 (0.8); 2.5377 (1.0); 2.5239 (1.3); 2.5150 (1.2); 2.5012 (1.0); 2.4942 (0.7); 2.4802 (1.3); 2.4588 (0.6); 1.9655 (0.7); 1.9552 (1.1); 1.9452 (0.7); 1.9393 (0.7); 1.9295 (1.4); 1.9199 (1.3); 1.9104 (0.6); 1.8942 (1.0); 1.8840 (0.5); 1.5549 (16.0); 0.1459 (0.6); 0.0079 (7.0); -0.0002 (177.6); -0.0085 (6.8); -0.1491 (0.6)

I-034: $^1\text{H-NMR}$ (400.0 MHz, CDCl_3):

δ = 7.5189 (2.8); 7.3216 (0.6); 7.2941 (1.5); 7.2600 (491.5); 7.2393 (11.7); 7.2368 (12.2); 7.2310 (8.9); 7.2257 (2.0); 7.2098 (1.7); 7.2063 (1.4); 7.1936 (5.4); 7.1879 (6.7); 7.1847 (4.8); 7.1739 (7.8); 7.1683 (7.3); 7.1601 (3.4); 7.1560 (3.4); 7.1503 (2.3); 6.9960 (2.8); 6.9493 (1.0); 6.9437 (1.7); 6.9379 (1.0); 6.9258 (2.9); 6.9220 (3.9); 6.9162 (2.4); 6.9098 (3.2); 6.9041 (5.2); 6.8984 (3.4); 6.8882 (2.1); 6.8823 (3.1); 6.8765 (1.8); 6.8585 (0.8); 6.1921 (4.8); 6.1653 (5.1); 6.1490 (5.8); 6.1222 (6.1); 6.0160 (1.3); 6.0115 (1.5); 6.0079 (1.5); 6.0021 (2.1); 5.9977 (2.4); 5.9118 (0.8); 5.8977 (0.7); 5.8922 (0.6); 5.8675 (1.2); 5.8576 (1.2); 5.8520 (2.0); 5.8461 (1.3); 5.8379 (1.5); 5.8322 (0.9); 5.6506 (8.5); 5.6074 (7.3); 5.5647 (1.8); 5.5508 (1.7); 5.5228 (1.6); 5.5077 (1.4); 5.4631 (7.8); 5.4363 (7.3); 5.3592 (2.0); 5.3466 (1.2); 5.3324 (2.0); 5.3208 (1.2); 5.1652 (0.6); 5.1495 (1.6); 5.1338 (2.2); 5.1180 (1.7); 5.1022 (0.8); 5.0354 (0.8); 5.0198 (1.7); 5.0042 (2.2); 4.9885 (1.7); 4.9727 (0.6); 3.9528 (7.0); 3.9354 (3.2); 3.9099 (8.2); 3.8923 (3.6); 3.7283 (0.9); 3.7220 (1.1); 3.7161 (1.2); 3.7100 (1.2); 3.7064 (1.1); 3.7003 (1.2); 3.6944 (1.2); 3.6881 (1.1); 3.5775 (1.5); 3.5216 (6.6); 3.4970 (7.0); 3.4248 (8.6); 3.3820 (7.6); 3.3694 (2.6); 3.3368 (3.0); 3.3316 (3.4); 3.2936 (2.5); 3.2884 (2.9); 3.1501 (1.9); 3.1372 (1.8); 2.7180 (0.7); 2.7056 (0.9); 2.6972 (0.9); 2.6827 (1.0); 2.6704 (1.0); 2.6620 (0.9); 2.6497 (0.8); 2.5886 (0.8); 2.5747 (0.6); 2.5678 (0.6); 2.5538 (1.1); 2.5398 (0.7); 2.5043 (0.7); 2.3430 (0.7); 2.3274 (1.9); 2.3185 (0.8); 2.3118 (2.0); 2.3029 (2.0); 2.2871 (2.0); 2.2716 (0.7); 1.9909 (0.9); 1.9650 (0.5); 1.9551 (1.6); 1.9444 (1.2); 1.9330 (1.0); 1.9198 (1.2); 1.9086 (1.1); 1.8978 (0.9); 1.8867 (0.8); 1.5282 (2.7); 1.5124 (3.8); 1.4146 (0.5); 1.3984 (0.6); 1.3698 (15.4); 1.3612 (4.3); 1.3541 (16.0); 1.3458 (4.4); 1.3249 (1.8); 1.3086 (0.7); 1.2832 (2.7); 1.2676 (2.7); 1.2453 (8.0); 1.2401 (8.0); 1.2297 (8.2); 1.2245 (8.2); 1.0377 (0.8); 1.0204 (0.6); 0.9529 (15.8); 0.9372 (16.0); 0.1458 (0.6); 0.0079 (6.0); -0.0002 (196.6); -0.0085 (9.7); -0.0210 (3.8); -0.1496 (0.6)

I-035: $^1\text{H-NMR}$ (400.0 MHz, CDCl_3):

δ = 7.2607 (46.2); 7.1905 (1.7); 7.1847 (2.0); 7.1814 (2.4); 7.1755 (2.6); 7.1708 (2.6); 7.1649 (2.6); 7.1615 (2.2); 7.1558 (1.7); 7.1436 (0.5); 7.1378 (0.5); 6.8996 (0.7); 6.8976 (0.7); 6.8836 (0.8); 6.8817 (0.9); 6.8778 (1.4); 6.8760 (1.4); 6.8721 (0.8); 6.8702 (0.7); 6.8561 (0.7); 6.8543 (0.7); 6.2043 (1.3); 6.2028 (1.2); 6.1775 (1.4); 6.1759 (1.4); 6.1612 (1.6); 6.1596 (1.5); 6.1344 (1.6); 6.1329 (1.5); 5.9687 (0.6); 5.9650 (0.6); 5.9625 (0.6); 5.9578 (1.0); 5.9543 (1.2); 5.9511 (1.4); 5.9482 (1.2); 5.9445 (1.2); 5.9397 (0.8); 5.9374 (0.8); 5.9335 (0.7); 5.8832 (0.7); 5.8777 (1.3); 5.8721 (0.8); 5.8696 (0.6); 5.8639 (1.0); 5.8583 (0.5); 5.8342 (0.7); 5.8286 (1.3); 5.8229 (0.8); 5.8205 (0.6); 5.8148 (1.0); 5.8091 (0.6); 5.5740 (1.8); 5.5727 (1.7); 5.5539 (1.8); 5.5524

<p>(1.7); 5.5309 (1.6); 5.5296 (1.5); 5.5107 (1.6); 5.5093 (1.5); 5.3568 (1.7); 5.3416 (1.7); 5.3300 (1.6); 5.3148 (1.6); 5.0273 (0.8); 3.9375 (2.5); 3.9356 (2.4); 3.8945 (2.9); 3.8927 (2.7); 3.7467 (16.0); 3.7349 (15.7); 3.5291 (0.8); 3.5260 (0.7); 3.5233 (0.8); 3.5201 (0.8); 3.5172 (0.8); 3.5142 (0.8); 3.3284 (2.2); 3.3232 (2.1); 3.2855 (1.9); 3.2801 (1.9); 2.5444 (0.9); 2.5306 (0.6); 2.5230 (0.8); 2.5095 (1.0); 2.5008 (0.9); 2.4873 (0.8); 2.4797 (0.5); 2.4658 (1.0); 2.4448 (0.5); 1.9408 (0.9); 1.9155 (0.6); 1.9125 (0.6); 1.9056 (1.0); 1.9030 (1.0); 1.8959 (0.6); 1.8932 (0.6); 1.8679 (0.8); 1.5561 (8.7); 0.0079 (0.6); -0.0002 (17.9); -0.0085 (0.6)</p>
<p>I-037: ¹H-NMR(400.0 MHz, CDCl₃): δ= 7.2617 (68.3); 7.2085 (0.8); 7.1961 (0.9); 7.1839 (3.3); 7.1781 (4.0); 7.1735 (3.8); 7.1674 (4.2); 7.1641 (4.5); 7.1582 (4.0); 7.1535 (3.2); 7.1477 (2.2); 6.9007 (0.6); 6.8950 (1.3); 6.8910 (1.2); 6.8790 (1.2); 6.8734 (2.1); 6.8694 (2.1); 6.8637 (1.0); 6.8574 (0.6); 6.8516 (1.0); 6.8476 (1.0); 6.2006 (1.9); 6.1963 (1.8); 6.1738 (2.1); 6.1695 (2.0); 6.1575 (2.2); 6.1532 (2.2); 6.1306 (2.2); 6.1264 (2.2); 6.0200 (1.1); 6.0164 (1.2); 6.0138 (1.2); 6.0100 (1.2); 6.0002 (2.3); 5.9908 (1.1); 5.9867 (1.1); 5.9805 (0.9); 5.9126 (1.0); 5.9070 (1.8); 5.9012 (1.1); 5.8931 (1.4); 5.8874 (0.8); 5.8671 (1.2); 5.8616 (1.9); 5.8558 (1.1); 5.8478 (1.7); 5.8421 (1.1); 5.5646 (2.7); 5.5632 (2.6); 5.5501 (2.7); 5.5486 (2.6); 5.5214 (2.3); 5.5201 (2.2); 5.5109 (1.0); 5.5070 (2.4); 5.5055 (2.3); 5.3591 (0.7); 5.3522 (2.6); 5.3420 (2.5); 5.3327 (0.8); 5.3254 (2.4); 5.3152 (2.3); 5.2989 (8.3); 5.0248 (1.1); 3.9593 (0.6); 3.9538 (0.7); 3.9384 (3.0); 3.9345 (3.1); 3.9162 (0.7); 3.9107 (0.8); 3.8953 (3.4); 3.8915 (3.4); 3.7803 (0.8); 3.7762 (1.6); 3.7726 (5.6); 3.7706 (3.7); 3.7663 (3.6); 3.7622 (4.7); 3.7560 (13.4); 3.7499 (4.7); 3.7457 (3.3); 3.7414 (3.6); 3.7393 (5.5); 3.7357 (1.3); 3.5871 (0.8); 3.5764 (1.1); 3.5734 (1.2); 3.3418 (1.0); 3.3344 (2.9); 3.3273 (2.9); 3.2984 (0.9); 3.2913 (2.6); 3.2842 (2.5); 2.6055 (0.6); 2.5844 (1.1); 2.5705 (0.8); 2.5631 (0.7); 2.5578 (0.7); 2.5492 (1.2); 2.5366 (1.1); 2.5281 (0.7); 2.5226 (0.8); 2.5155 (0.7); 2.5015 (1.2); 2.4805 (0.6); 1.9951 (0.6); 1.9846 (1.1); 1.9744 (0.6); 1.9599 (0.6); 1.9489 (1.4); 1.9386 (1.6); 1.9281 (0.7); 1.9128 (0.6); 1.9030 (1.2); 1.8929 (1.2); 1.8791 (1.4); 1.8750 (5.5); 1.8672 (5.2); 1.8630 (3.7); 1.8584 (16.0); 1.8536 (3.8); 1.8497 (5.0); 1.8418 (5.2); 1.4320 (1.4); 0.0079 (0.7); -0.0002 (24.0); -0.0085 (0.9)</p>
<p>I-039: ¹H-NMR(400.0 MHz, CDCl₃): δ= 7.5587 (4.9); 7.5540 (5.5); 7.5478 (5.4); 7.5432 (7.0); 7.5390 (2.0); 7.4776 (0.6); 7.4757 (0.9); 7.4730 (1.0); 7.4688 (1.9); 7.4665 (1.9); 7.4642 (2.7); 7.4619 (2.7); 7.4596 (1.5); 7.4573 (1.3); 7.3753 (0.6); 7.3558 (0.6); 7.2603 (59.9); 6.0122 (0.6); 6.0090 (0.7); 6.0025 (1.0); 5.9988 (1.1); 5.9955 (1.2); 5.9922 (1.2); 5.9888 (1.2); 5.9854 (0.7); 5.9821 (0.7); 5.9789 (0.6); 5.9305 (0.6); 5.9250 (1.1); 5.9194 (0.6); 5.9112 (0.8); 5.8680 (0.8); 5.8623 (1.2); 5.8566 (0.7); 5.8542 (0.8); 5.8485 (1.0); 5.2987 (4.2); 5.0758 (0.6); 5.0646 (0.6); 3.9987 (1.6); 3.9536 (2.3); 3.7610 (16.0); 3.7573 (3.3); 3.7526 (1.6); 3.7494 (2.7); 3.7424 (14.8); 3.7176 (0.7); 3.7121 (1.7); 3.7056 (4.1); 3.6955 (3.4); 3.5556 (0.6); 3.5510 (0.7); 3.5444 (0.7); 3.5394 (0.7); 2.5348 (0.8); 2.5204 (0.6); 2.4995 (0.9); 2.4677 (0.8); 2.4533 (0.5); 2.4325 (0.9); 2.0053 (0.8); 1.9705 (0.9); 1.9640 (1.0); 1.9567 (0.5); 1.9290 (0.7); 1.5473 (11.1); 1.2588 (0.7); 0.8817 (0.7); 0.0079 (0.7); -0.0002 (21.9); -0.0085 (0.8)</p>
<p>I-040: ¹H-NMR(400.0 MHz, CDCl₃): δ= 7.5569 (10.4); 7.5522 (12.0); 7.5472 (14.3); 7.5425 (16.0); 7.5196 (0.5); 7.4809 (1.1); 7.4786 (1.3); 7.4763 (1.9); 7.4740 (2.1); 7.4695 (4.2); 7.4675 (4.2); 7.4649 (6.0); 7.4629 (6.0); 7.4604 (3.4); 7.4583 (2.9); 7.3103 (1.4); 7.2971 (1.4); 7.2908 (1.5); 7.2750 (1.3); 7.2607 (88.1); 6.9967 (0.5); 6.0483 (0.6); 6.0438 (1.0); 6.0363 (1.5); 6.0299 (1.7); 6.0260 (1.6); 6.0226 (2.5); 6.0192 (2.7); 6.0161 (2.7); 6.0127 (2.5); 6.0089 (1.6); 6.0054 (1.6); 6.0023 (1.5); 5.9989 (1.3); 5.9487 (1.3); 5.9432 (2.3); 5.9376 (1.4); 5.9294 (1.7); 5.9239 (1.0); 5.8915 (0.7); 5.8829 (1.6); 5.8773 (2.8); 5.8716 (1.8); 5.8692 (1.3); 5.8634 (1.9); 5.8578 (1.1); 5.8386 (0.7); 5.8247 (0.6); 5.2988 (4.6); 5.1128 (0.6); 5.0927 (1.4); 5.0741 (1.4); 5.0543 (0.5); 4.5688 (1.6); 4.5545 (2.2); 4.5396 (1.8); 4.5293 (0.6); 4.4255 (4.4); 4.4135 (4.0); 4.4116 (5.4); 4.4090 (3.8); 4.4021 (3.1); 4.3975 (6.1); 4.3887 (4.5); 4.3839 (3.7); 4.3738 (3.6); 4.3713 (3.2); 4.3611 (1.8); 4.3565 (1.2); 4.3481 (1.3); 4.3453 (1.8); 4.3341 (1.1); 3.9981 (3.1); 3.9625 (1.3); 3.9529 (4.5); 3.9302 (0.7); 3.8221 (0.5); 3.8159 (0.6); 3.8098 (0.6); 3.7893 (2.1); 3.7830 (0.5); 3.7745 (2.4); 3.7662 (2.5); 3.7603 (6.6); 3.7536 (5.2); 3.7426 (5.4); 3.7310 (3.9); 3.7284 (6.0); 3.7264 (4.6); 3.7222 (7.0); 3.7147 (8.2); 3.7082 (10.3); 3.7012 (2.1); 3.6942 (5.0); 3.6867 (2.2); 3.6774 (1.8); 3.6729 (2.0); 3.6636 (1.3); 3.6179 (1.2); 3.6119 (1.4); 3.6055 (1.6); 3.5980 (1.7); 3.5911 (1.6); 3.5847 (1.4); 3.5790 (1.0); 2.5931 (0.9); 2.5721 (1.7); 2.5576 (1.2); 2.5509 (1.0); 2.5366 (1.9); 2.5233 (1.0); 2.5155 (1.0); 2.5023 (1.7); 2.4879 (1.2); 2.4814 (1.0); 2.4669 (1.9); 2.4459 (1.0); 2.0391 (1.0); 2.0312 (1.7); 2.0232 (1.0); 2.0038 (1.8); 1.9957 (3.3); 1.9877 (1.8); 1.9684 (0.8); 1.9605 (1.8); 1.9523 (0.8); 1.5523 (10.3); 1.2561 (1.4); 0.0080 (1.0); -0.0002 (32.1); -0.0085 (1.2)</p>
<p>I-041: ¹H-NMR(400.0 MHz, CDCl₃): δ= 7.5559 (2.2); 7.5512 (2.6); 7.5469 (3.3); 7.5423 (3.6); 7.5184 (0.7); 7.4734 (0.8); 7.4707 (1.1); 7.4688 (1.2); 7.4661 (1.5); 7.4616 (0.7); 7.2595 (122.0); 6.9955 (0.7); 6.0110 (0.6); 6.0077 (0.6); 6.0041 (0.6);</p>

5.9032 (0.6); 5.2986 (2.1); 4.5699 (0.6); 4.5490 (1.8); 4.5280 (2.1); 4.5236 (0.8); 4.5062 (0.9); 4.5027 (0.8); 3.9951 (0.6); 3.9499 (0.9); 3.7631 (1.1); 3.7554 (1.3); 3.7425 (0.5); 3.7179 (0.7); 3.7103 (0.9); 1.9923 (0.7); 1.5327 (16.0); 1.2561 (0.9); 0.0080 (1.5); -0.0002 (46.6); -0.0085 (1.8)
I-042: ¹ H-NMR(400.0 MHz, CDCl ₃): δ = 7.6939 (2.0); 7.6893 (3.7); 7.6838 (3.3); 7.6782 (4.0); 7.6738 (2.6); 7.5373 (1.4); 7.5340 (2.1); 7.5306 (2.5); 7.5277 (2.3); 7.5238 (1.6); 7.5181 (1.9); 7.5147 (2.7); 7.5114 (3.3); 7.5084 (2.8); 7.5047 (1.9); 7.4646 (1.7); 7.4613 (2.1); 7.4569 (1.9); 7.4509 (0.7); 7.4446 (3.2); 7.4401 (3.6); 7.4369 (2.7); 7.4033 (0.6); 7.3952 (4.8); 7.3843 (1.7); 7.3758 (6.4); 7.3654 (1.5); 7.3559 (3.1); 7.2609 (51.7); 6.0098 (1.1); 6.0064 (1.2); 6.0033 (1.2); 5.9996 (2.0); 5.9960 (2.5); 5.9928 (2.6); 5.9895 (2.5); 5.9860 (2.5); 5.9823 (1.5); 5.9792 (1.4); 5.9757 (1.3); 5.9240 (1.3); 5.9184 (2.3); 5.9128 (1.4); 5.9104 (1.1); 5.9047 (1.7); 5.8991 (1.0); 5.8551 (1.2); 5.8495 (2.1); 5.8439 (1.4); 5.8415 (1.2); 5.8357 (1.7); 5.8302 (1.0); 5.2986 (13.2); 5.1086 (0.5); 5.0863 (1.4); 5.0658 (1.4); 4.2383 (2.1); 4.2205 (6.8); 4.2152 (2.6); 4.2026 (7.2); 4.1973 (7.2); 4.1848 (2.7); 4.1795 (7.2); 4.1617 (2.6); 4.0181 (3.1); 3.9731 (4.5); 3.7928 (0.6); 3.7853 (4.9); 3.7795 (4.8); 3.7403 (3.5); 3.7345 (3.5); 3.5422 (1.0); 3.5364 (1.3); 3.5299 (1.5); 3.5222 (1.6); 3.5155 (1.6); 3.5091 (1.3); 3.5034 (1.0); 3.0507 (0.7); 3.0070 (0.8); 2.9938 (0.8); 2.5585 (0.9); 2.5375 (1.6); 2.5232 (1.1); 2.5164 (1.0); 2.5022 (1.8); 2.4909 (0.9); 2.4811 (1.0); 2.4700 (1.8); 2.4557 (1.1); 2.4490 (1.0); 2.4348 (2.0); 2.4138 (0.9); 2.0072 (0.9); 1.9994 (1.6); 1.9915 (0.9); 1.9693 (1.3); 1.9613 (2.1); 1.9561 (1.2); 1.9530 (1.1); 1.9340 (0.8); 1.9258 (1.5); 1.9176 (0.8); 1.5628 (6.4); 1.3259 (7.5); 1.3152 (0.7); 1.3080 (15.4); 1.3019 (8.3); 1.2975 (1.5); 1.2901 (7.8); 1.2840 (16.0); 1.2662 (8.0); 1.2523 (1.1); 1.2462 (0.6); 0.8818 (0.6); 0.0080 (1.0); -0.0002 (30.2); -0.0084 (1.2)
I-043: ¹ H-NMR(400.0 MHz, CDCl ₃): δ = 7.2607 (21.2); 6.7975 (2.3); 6.7917 (2.7); 6.7890 (2.5); 6.7833 (2.5); 6.5578 (1.0); 6.5524 (1.6); 6.5468 (0.8); 5.9893 (0.6); 5.9857 (0.6); 5.9824 (0.5); 5.9792 (0.5); 5.9138 (0.5); 5.8467 (0.5); 5.2986 (2.7); 4.2346 (0.5); 4.2168 (2.2); 4.1989 (3.4); 4.1811 (2.3); 4.1632 (0.6); 4.0039 (0.8); 3.9589 (1.2); 3.8132 (16.0); 3.8103 (14.3); 3.7824 (1.2); 3.7784 (1.1); 3.7375 (0.8); 3.7334 (0.8); 1.9563 (0.5); 1.5566 (3.4); 1.3239 (1.9); 1.3060 (4.0); 1.3013 (2.0); 1.2881 (2.1); 1.2834 (3.9); 1.2656 (1.9); -0.0002 (8.2)
I-044: ¹ H-NMR(400.0 MHz, CDCl ₃): δ = 7.2608 (15.6); 6.7967 (1.9); 6.7910 (2.2); 6.7881 (2.1); 6.7823 (2.7); 6.7789 (1.0); 6.7764 (0.9); 6.5604 (1.0); 6.5545 (1.4); 6.5487 (0.7); 4.4208 (0.8); 4.4068 (1.0); 4.4043 (0.7); 4.3990 (0.5); 4.3924 (1.0); 4.3851 (0.9); 4.3801 (0.7); 4.3703 (0.7); 4.3665 (0.5); 4.0018 (0.5); 3.9568 (0.8); 3.8140 (16.0); 3.8110 (12.3); 3.7930 (0.6); 3.7869 (1.1); 3.7824 (1.0); 3.7740 (0.5); 3.7405 (1.3); 3.7375 (0.8); 3.7259 (1.1); 3.7174 (1.0); 3.7120 (1.0); 3.7032 (1.7); 3.6996 (0.5); 3.6891 (1.2); 1.9887 (0.5); 1.5575 (2.0); -0.0002 (7.8)
I-045: ¹ H-NMR(400.0 MHz, CDCl ₃): δ = 7.6925 (2.6); 7.6882 (4.9); 7.6827 (5.1); 7.6772 (6.7); 7.6729 (4.2); 7.5388 (1.8); 7.5352 (2.6); 7.5319 (3.7); 7.5290 (3.6); 7.5252 (2.9); 7.5198 (2.8); 7.5160 (3.4); 7.5128 (4.8); 7.5098 (4.6); 7.5061 (3.6); 7.4773 (0.9); 7.4747 (1.0); 7.4720 (1.1); 7.4656 (2.5); 7.4636 (3.0); 7.4602 (2.9); 7.4546 (1.9); 7.4520 (1.8); 7.4481 (3.7); 7.4463 (4.2); 7.4434 (5.0); 7.4414 (4.1); 7.4071 (1.3); 7.4051 (1.4); 7.3981 (4.6); 7.3855 (1.9); 7.3778 (5.8); 7.3679 (1.0); 7.3587 (2.2); 7.3141 (1.6); 7.3005 (1.6); 7.2612 (92.0); 6.8177 (0.6); 6.0509 (0.6); 6.0449 (0.9); 6.0409 (1.0); 6.0313 (1.9); 6.0261 (2.0); 6.0224 (1.7); 6.0184 (3.1); 6.0149 (3.2); 6.0119 (3.3); 6.0085 (3.0); 6.0043 (1.9); 6.0007 (1.9); 5.9978 (1.8); 5.9943 (1.7); 5.9476 (1.6); 5.9421 (3.0); 5.9365 (1.8); 5.9283 (2.2); 5.9227 (1.2); 5.8994 (0.5); 5.8937 (0.9); 5.8880 (0.6); 5.8800 (2.3); 5.8745 (3.2); 5.8689 (1.8); 5.8666 (1.6); 5.8608 (2.4); 5.8552 (1.3); 5.8401 (0.8); 5.8262 (0.8); 5.2988 (16.0); 5.0928 (1.7); 5.0762 (1.6); 4.5686 (7.3); 4.5542 (9.2); 4.5525 (5.7); 4.5394 (7.9); 4.4247 (5.1); 4.4126 (5.0); 4.4108 (6.4); 4.4082 (4.6); 4.3986 (4.4); 4.3963 (8.3); 4.3853 (5.6); 4.3804 (4.7); 4.3705 (4.2); 4.3675 (3.6); 4.3596 (2.5); 4.3435 (2.4); 4.3315 (1.4); 4.0156 (3.4); 3.9712 (4.9); 3.8990 (1.0); 3.8301 (0.5); 3.8243 (0.5); 3.8204 (0.7); 3.8144 (0.9); 3.8082 (1.0); 3.8022 (1.1); 3.7960 (3.0); 3.7896 (12.2); 3.7844 (7.1); 3.7763 (6.2); 3.7746 (9.5); 3.7601 (7.6); 3.7510 (2.1); 3.7453 (6.4); 3.7431 (7.9); 3.7394 (5.4); 3.7313 (4.5); 3.7287 (7.4); 3.7189 (7.0); 3.7148 (6.9); 3.7093 (1.9); 3.7046 (9.1); 3.7005 (3.4); 3.6906 (7.0); 3.6863 (2.6); 3.6754 (2.3); 3.6724 (2.3); 3.6616 (1.8); 3.6156 (1.2); 3.6091 (1.6); 3.6025 (2.0); 3.5952 (2.1); 3.5879 (2.1); 3.5814 (1.7); 3.5752 (1.2); 2.6016 (1.1); 2.5806 (2.1); 2.5662 (1.4); 2.5594 (1.2); 2.5451 (2.3); 2.5326 (1.2); 2.5240 (1.3); 2.5117 (2.1); 2.4973 (1.4); 2.4906 (1.3); 2.4763 (2.4); 2.4553 (1.2); 2.0392 (1.2); 2.0309 (2.1); 2.0226 (1.2); 2.0025 (1.8); 1.9944 (3.3); 1.9865 (2.1); 1.9756 (0.5); 1.9663 (1.1); 1.9583 (1.9); 1.9501 (1.2); 1.5628 (2.2); 0.0079 (1.3); -0.0002 (47.8); -0.0085 (1.9)
I-046: ¹ H-NMR(400.0 MHz, CDCl ₃): δ = 7.6948 (1.1); 7.6902 (1.9); 7.6830 (1.5); 7.6785 (2.5); 7.6743 (1.8); 7.5399 (0.7); 7.5367 (1.0); 7.5328 (1.4); 7.5293 (1.3); 7.5256 (1.1); 7.5207 (1.2); 7.5175 (1.4); 7.5136 (1.7); 7.5102 (1.6); 7.5065 (1.3); 7.4648

(1.0); 7.4625 (1.2); 7.4592 (1.2); 7.4536 (0.8); 7.4508 (0.8); 7.4471 (1.5); 7.4451 (1.7); 7.4423 (2.0); 7.4401 (1.6); 7.4037 (0.8); 7.3971 (2.1); 7.3839 (1.3); 7.3780 (2.7); 7.3588 (1.2); 7.2612 (33.5); 6.0098 (0.8); 6.0058 (0.8); 6.0033 (0.8); 5.9993 (1.2); 5.9956 (1.3); 5.9923 (1.3); 5.9890 (1.3); 5.9855 (1.3); 5.9818 (0.8); 5.9787 (0.7); 5.9753 (0.6); 5.9295 (0.6); 5.9239 (1.2); 5.9183 (0.7); 5.9101 (0.8); 5.8652 (0.8); 5.8597 (1.2); 5.8541 (0.7); 5.8515 (0.7); 5.8459 (0.9); 5.8404 (0.5); 5.2987 (1.2); 5.0765 (0.7); 4.0167 (1.8); 3.9717 (2.6); 3.7952 (1.0); 3.7929 (1.1); 3.7878 (2.6); 3.7807 (2.6); 3.7604 (16.0); 3.7531 (1.4); 3.7499 (1.7); 3.7398 (15.8); 3.7359 (2.6); 3.7048 (3.7); 3.6932 (3.7); 3.5533 (0.7); 3.5501 (0.7); 3.5423 (0.8); 3.5356 (0.8); 2.5445 (0.8); 2.5301 (0.6); 2.5235 (0.5); 2.5092 (1.0); 2.5001 (0.5); 2.4882 (0.5); 2.4792 (0.9); 2.4649 (0.6); 2.4584 (0.5); 2.4441 (1.0); 2.0134 (0.5); 2.0054 (0.9); 1.9701 (1.2); 1.9618 (1.4); 1.9266 (0.9); 1.5661 (0.6); 0.0079 (0.6); -0.0002 (16.9); -0.0085 (0.6)
I-047: ¹ H-NMR(400.0 MHz, CDCl ₃): δ= 7.2610 (13.0); 6.7980 (1.8); 6.7923 (2.2); 6.7895 (2.0); 6.7837 (2.6); 6.7780 (1.0); 6.7757 (0.9); 6.5596 (1.0); 6.5538 (1.4); 6.5482 (0.7); 5.9886 (0.5); 5.9851 (0.5); 5.8570 (0.5); 4.1302 (0.5); 4.1123 (0.5); 4.0016 (0.8); 3.9566 (1.2); 3.8140 (16.0); 3.8108 (12.2); 3.7930 (0.5); 3.7903 (0.5); 3.7841 (1.0); 3.7789 (1.0); 3.7565 (5.5); 3.7488 (0.9); 3.7387 (6.0); 3.7341 (1.0); 3.7036 (1.6); 3.6927 (1.6); 2.5163 (0.5); 2.0430 (2.3); 1.5612 (2.1); 1.2762 (1.1); 1.2650 (1.3); 1.2584 (1.9); 1.2405 (0.7); 0.8986 (0.6); 0.8818 (1.9); 0.8641 (0.8); -0.0002 (7.3)
I-048: ¹ H-NMR(400.0 MHz, CDCl ₃): δ= 7.7131 (2.4); 7.6571 (1.8); 7.5349 (2.8); 7.3893 (0.7); 7.3777 (0.6); 7.2609 (36.7); 6.0158 (0.5); 6.0115 (0.9); 6.0079 (0.9); 6.0015 (0.9); 5.9977 (1.2); 5.9943 (1.3); 5.9914 (1.3); 5.9881 (1.2); 5.9816 (0.8); 5.9785 (0.8); 5.9751 (0.7); 5.9321 (0.7); 5.9266 (1.3); 5.9210 (0.8); 5.9129 (0.9); 5.9074 (0.5); 5.8633 (0.7); 5.8578 (1.2); 5.8520 (0.8); 5.8439 (0.9); 5.8384 (0.5); 5.2985 (9.6); 5.0744 (0.7); 4.0586 (2.0); 4.0135 (2.8); 3.8251 (1.2); 3.8194 (2.6); 3.8124 (2.4); 3.7811 (1.0); 3.7744 (2.1); 3.7669 (2.7); 3.7623 (16.0); 3.7522 (0.9); 3.7485 (1.3); 3.7390 (15.7); 3.7053 (4.0); 3.6926 (4.1); 3.5639 (0.5); 3.5575 (0.7); 3.5510 (0.9); 3.5438 (0.9); 3.5367 (0.9); 3.5305 (0.7); 3.5242 (0.5); 2.5443 (0.9); 2.5299 (0.6); 2.5232 (0.6); 2.5090 (1.0); 2.4967 (0.6); 2.4879 (0.6); 2.4759 (1.3); 2.4602 (13.6); 2.4407 (1.1); 2.4198 (0.5); 2.0091 (0.8); 1.9738 (1.0); 1.9634 (1.1); 1.9545 (0.6); 1.9281 (0.9); 1.9194 (0.5); 1.5598 (4.2); -0.0002 (14.0); -0.0085 (0.5)
I-049: ¹ H-NMR(400.0 MHz, CDCl ₃): δ= 7.7147 (2.9); 7.6602 (2.4); 7.5361 (3.5); 7.3228 (0.9); 7.3078 (0.9); 7.2609 (45.6); 6.0428 (0.6); 6.0321 (1.0); 6.0286 (1.1); 6.0248 (0.9); 6.0179 (1.6); 6.0147 (1.7); 6.0115 (1.6); 6.0046 (0.9); 6.0010 (1.0); 5.9980 (0.9); 5.9946 (0.8); 5.9507 (0.8); 5.9451 (1.5); 5.9395 (1.0); 5.9314 (1.2); 5.9258 (0.6); 5.8785 (0.9); 5.8730 (1.4); 5.8672 (0.9); 5.8592 (1.2); 5.8536 (0.7); 5.2986 (2.4); 5.0985 (0.9); 5.0821 (0.9); 4.5687 (0.8); 4.5544 (1.0); 4.5395 (0.8); 4.4264 (2.6); 4.4125 (3.2); 4.4100 (2.2); 4.3981 (4.4); 4.3941 (1.8); 4.3842 (2.9); 4.3795 (2.5); 4.3694 (1.8); 4.3660 (1.7); 4.3596 (1.4); 4.3446 (1.4); 4.3313 (0.8); 4.0579 (2.1); 4.0128 (3.0); 3.8284 (1.6); 3.8223 (3.3); 3.8162 (3.2); 3.7892 (1.1); 3.7832 (1.1); 3.7770 (2.7); 3.7712 (2.3); 3.7601 (0.9); 3.7440 (3.1); 3.7321 (2.2); 3.7297 (3.5); 3.7165 (5.0); 3.7028 (5.0); 3.6888 (4.2); 3.6729 (1.5); 3.6609 (1.0); 3.6179 (0.7); 3.6108 (0.8); 3.6034 (1.1); 3.5970 (1.2); 3.5897 (1.1); 3.5829 (0.9); 3.5761 (0.7); 2.6018 (0.6); 2.5806 (1.0); 2.5662 (0.7); 2.5595 (0.6); 2.5452 (1.2); 2.5298 (0.6); 2.5241 (0.7); 2.5089 (1.1); 2.4945 (0.8); 2.4878 (0.8); 2.4734 (1.7); 2.4599 (16.0); 2.0436 (0.6); 2.0353 (1.0); 2.0272 (0.6); 2.0080 (0.6); 2.0004 (1.3); 1.9938 (1.4); 1.9858 (0.7); 1.9672 (0.7); 1.9588 (1.0); 1.9503 (0.6); 1.5559 (3.6); 0.0080 (0.6); -0.0002 (17.4); -0.0083 (0.8)
I-050: ¹ H-NMR(400.0 MHz, CDCl ₃): δ= 7.7123 (2.4); 7.6612 (2.5); 7.5385 (3.3); 7.2600 (54.8); 7.2220 (1.0); 7.2023 (1.0); 6.0273 (0.7); 6.0235 (0.9); 6.0209 (0.9); 6.0174 (0.8); 6.0075 (1.7); 5.9982 (1.0); 5.9944 (1.0); 5.9918 (1.0); 5.9882 (0.9); 5.9760 (0.9); 5.9705 (1.6); 5.9650 (0.9); 5.9567 (1.0); 5.9512 (0.6); 5.9047 (0.8); 5.8992 (1.5); 5.8934 (0.9); 5.8854 (1.2); 5.8797 (0.6); 5.2982 (4.1); 5.1033 (0.8); 5.0821 (0.8); 4.5702 (1.3); 4.5493 (3.8); 4.5376 (0.8); 4.5335 (1.0); 4.5284 (4.0); 4.5168 (2.1); 4.5126 (2.1); 4.5075 (1.5); 4.5016 (0.6); 4.4959 (2.1); 4.4918 (2.1); 4.4750 (0.7); 4.4708 (0.7); 4.0517 (1.5); 4.0067 (2.1); 3.8261 (3.0); 3.8183 (2.9); 3.7811 (2.1); 3.7733 (2.1); 3.7635 (0.6); 3.7486 (0.5); 3.7390 (0.5); 3.7052 (0.8); 3.6925 (0.7); 3.6565 (0.9); 3.6506 (1.0); 3.6445 (0.9); 3.6304 (0.5); 2.6576 (0.6); 2.6365 (1.0); 2.6221 (0.7); 2.6154 (0.7); 2.6010 (1.1); 2.5796 (1.1); 2.5584 (1.1); 2.5439 (0.7); 2.5374 (0.6); 2.5230 (1.2); 2.5021 (0.7); 2.4596 (16.0); 2.0410 (0.6); 2.0320 (1.0); 2.0227 (0.6); 2.0028 (0.8); 1.9938 (1.3); 1.9871 (0.8); 1.9672 (0.5); 1.9581 (0.9); 1.9489 (0.5); 1.5450 (3.0); 0.0080 (0.8); -0.0002 (20.4); -0.0084 (0.8)
I-051: ¹ H-NMR(400.0 MHz, CDCl ₃): δ= 7.6905 (2.0); 7.6863 (3.3); 7.6813 (3.8); 7.6763 (4.6); 7.6721 (3.1); 7.5396 (1.4); 7.5356 (1.9); 7.5325 (2.2); 7.5308 (2.4); 7.5268 (2.1); 7.5204 (2.1); 7.5183 (2.9); 7.5134 (3.0); 7.5116 (3.2); 7.5075 (2.6); 7.4715

<p>(1.4); 7.4688 (1.9); 7.4665 (2.4); 7.4643 (2.1); 7.4615 (2.0); 7.4513 (2.4); 7.4492 (3.1); 7.4463 (3.8); 7.4442 (3.2); 7.4414 (2.3); 7.3986 (3.6); 7.3977 (3.3); 7.3874 (1.2); 7.3794 (4.5); 7.3785 (4.4); 7.3593 (1.9); 7.2915 (0.5); 7.2701 (1.4); 7.2693 (1.5); 7.2669 (2.2); 7.2660 (2.5); 7.2652 (2.9); 7.2596 (245.8); 7.2515 (4.3); 7.2499 (3.4); 7.2300 (1.3); 7.2227 (1.7); 7.2187 (1.8); 7.1966 (1.5); 6.9956 (1.4); 6.0242 (1.0); 6.0180 (1.2); 6.0064 (2.4); 5.9999 (2.0); 5.9949 (1.7); 5.9924 (1.7); 5.9887 (1.6); 5.9721 (1.2); 5.9666 (2.1); 5.9610 (1.2); 5.9528 (1.3); 5.9471 (0.8); 5.9057 (1.4); 5.9001 (2.3); 5.8944 (1.4); 5.8920 (1.2); 5.8863 (1.9); 5.8806 (1.1); 5.1003 (1.2); 5.0820 (1.1); 4.5689 (2.2); 4.5480 (6.8); 4.5418 (1.4); 4.5386 (1.3); 4.5271 (7.0); 4.5208 (3.3); 4.5177 (3.2); 4.5062 (2.7); 4.5000 (3.5); 4.4967 (3.2); 4.4891 (0.9); 4.4792 (1.5); 4.4759 (1.1); 4.4681 (0.8); 4.0130 (2.4); 3.9680 (3.5); 3.7984 (1.1); 3.7930 (4.1); 3.7860 (5.2); 3.7606 (2.8); 3.7480 (3.0); 3.7401 (6.4); 3.7049 (1.3); 3.6933 (0.9); 3.6602 (1.1); 3.6574 (1.3); 3.6547 (1.2); 3.6480 (1.3); 3.6451 (1.3); 3.6424 (1.3); 2.6579 (0.9); 2.6367 (1.5); 2.6223 (1.2); 2.6156 (1.1); 2.6013 (1.7); 2.5835 (0.9); 2.5803 (1.1); 2.5625 (1.4); 2.5481 (1.0); 2.5417 (0.8); 2.5272 (1.6); 2.5063 (0.8); 2.0359 (0.9); 2.0267 (1.5); 2.0175 (1.0); 2.0005 (1.5); 1.9913 (2.6); 1.9822 (1.5); 1.9658 (0.7); 1.9562 (1.2); 1.9469 (0.8); 1.5362 (16.0); 0.0080 (3.0); 0.0056 (1.3); 0.0048 (1.5); -0.0002 (94.5); -0.0066 (2.2); -0.0084 (3.7)</p>
<p>I-052: ¹H-NMR(400.0 MHz, CDCl₃): δ= 7.2599 (30.1); 6.7955 (2.0); 6.7897 (2.4); 6.7878 (2.8); 6.7821 (2.9); 6.7779 (0.5); 6.5623 (0.8); 6.5606 (0.8); 6.5566 (1.2); 6.5549 (1.4); 6.5510 (0.6); 6.5493 (0.7); 6.0029 (0.6); 5.9999 (0.6); 5.9967 (0.6); 5.9931 (0.6); 5.9622 (0.5); 5.8978 (0.6); 4.5449 (1.4); 4.5240 (1.5); 4.5204 (0.9); 4.5177 (0.8); 4.5030 (0.6); 4.4995 (0.8); 4.4967 (0.7); 3.9969 (0.6); 3.9520 (0.9); 3.8136 (14.8); 3.8109 (16.0); 3.7898 (1.0); 3.7842 (1.2); 3.7448 (0.6); 3.7391 (0.8); 1.5432 (3.4); 1.2647 (0.8); 1.2585 (0.6); 0.8819 (1.4); 0.8642 (0.5); -0.0002 (14.8)</p>
<p>I-053: ¹H-NMR(400.0 MHz, CDCl₃): δ= 7.3801 (0.6); 7.3717 (0.7); 7.2752 (2.6); 7.2601 (23.2); 7.1038 (1.6); 5.9994 (0.5); 5.9957 (0.6); 5.9930 (0.6); 5.9890 (0.8); 5.9855 (0.9); 5.9821 (0.9); 5.9790 (0.8); 5.9753 (0.8); 5.9712 (0.5); 5.9093 (0.8); 5.8954 (0.6); 5.8317 (0.7); 5.8179 (0.6); 4.2353 (0.8); 4.2174 (2.5); 4.1995 (2.8); 4.1973 (2.6); 4.1868 (0.5); 4.1795 (2.4); 4.1616 (0.8); 4.0116 (1.0); 3.9666 (1.5); 3.7988 (1.4); 3.7941 (1.4); 3.7539 (1.0); 3.7491 (1.0); 3.5265 (0.5); 3.5201 (0.6); 3.5149 (0.6); 3.5107 (0.6); 3.5079 (0.6); 2.5467 (0.5); 2.5113 (0.6); 2.4852 (0.7); 2.4498 (0.6); 2.4030 (1.8); 2.3719 (1.8); 2.3510 (0.9); 2.3382 (16.0); 2.3058 (1.6); 1.9917 (0.5); 1.9564 (0.5); 1.9483 (0.6); 1.9394 (0.6); 1.5716 (0.8); 1.3252 (2.5); 1.3207 (0.8); 1.3073 (5.2); 1.3027 (1.9); 1.3004 (3.0); 1.2895 (3.0); 1.2869 (1.9); 1.2826 (5.6); 1.2685 (1.6); 1.2647 (3.5); 1.2504 (0.6); 0.8818 (1.5); 0.8641 (0.6); -0.0002 (12.6); -0.0085 (0.6)</p>
<p>I-054: ¹H-NMR(400.0 MHz, CDCl₃): δ= 7.2601 (37.2); 7.1795 (1.7); 7.1741 (2.1); 7.1708 (1.4); 7.1597 (2.0); 7.1543 (1.5); 6.9115 (0.7); 6.8955 (0.8); 6.8898 (1.3); 6.8841 (0.7); 6.8681 (0.6); 6.7323 (0.6); 6.7124 (0.6); 6.1937 (1.2); 6.1669 (1.3); 6.1505 (1.4); 6.1237 (1.5); 5.9849 (0.7); 5.9804 (1.0); 5.9746 (0.8); 5.9711 (1.0); 5.9664 (1.3); 5.9608 (0.9); 5.8516 (0.8); 5.8460 (1.5); 5.8400 (1.0); 5.8321 (1.2); 5.8265 (0.6); 5.5480 (2.6); 5.5049 (2.3); 5.3506 (2.4); 5.3238 (2.2); 5.1148 (0.6); 5.1099 (0.6); 5.1043 (0.6); 5.0990 (0.6); 3.9487 (2.3); 3.9056 (2.6); 3.7469 (0.6); 3.7418 (1.4); 3.7349 (1.8); 3.7295 (0.7); 3.7250 (0.7); 3.7191 (0.7); 3.7131 (0.7); 3.7071 (0.5); 3.6954 (0.7); 3.6844 (16.0); 3.3319 (2.6); 3.2887 (2.2); 2.6854 (0.6); 2.6734 (0.6); 2.6648 (0.6); 2.6523 (0.8); 2.6382 (0.7); 2.6297 (0.6); 2.6176 (0.6); 1.8654 (0.7); 1.8543 (0.7); 1.8434 (0.7); 1.8316 (1.0); 1.8191 (0.7); 1.8083 (0.7); 1.7971 (0.7); 0.0079 (0.9); -0.0002 (22.2); -0.0085 (0.8)</p>
<p>I-055: ¹H-NMR(400.0 MHz, CDCl₃): δ= 7.3926 (0.6); 7.3835 (0.6); 7.3733 (0.6); 7.2781 (2.3); 7.2764 (2.4); 7.2724 (2.6); 7.2636 (12.0); 7.1090 (1.5); 6.0013 (0.6); 5.9974 (0.7); 5.9949 (0.7); 5.9904 (0.8); 5.9873 (0.8); 5.9838 (0.8); 5.9809 (0.7); 5.9775 (0.6); 5.9173 (0.7); 5.8447 (0.6); 5.3018 (2.6); 5.0733 (0.5); 4.0117 (1.0); 3.9667 (1.5); 3.8140 (0.6); 3.8115 (0.6); 3.8063 (1.2); 3.8003 (1.2); 3.7595 (8.2); 3.7557 (3.0); 3.7476 (1.2); 3.7408 (7.8); 3.7100 (0.6); 3.7040 (2.3); 3.6920 (2.1); 3.5453 (0.5); 3.5430 (0.5); 3.5371 (0.5); 2.5167 (0.5); 2.4919 (0.6); 2.4043 (1.7); 2.3738 (1.7); 2.3412 (16.0); 2.3093 (1.4); 1.9419 (0.5); 1.6041 (2.0); -0.0002 (6.5)</p>
<p>I-056: ¹H-NMR(400.0 MHz, CDCl₃): δ= 7.3434 (0.6); 7.3210 (0.6); 7.2717 (2.9); 7.2630 (18.1); 7.1096 (1.5); 6.0234 (0.6); 6.0173 (0.7); 6.0134 (0.6); 6.0064 (0.8); 6.0037 (0.8); 5.9354 (0.7); 5.9216 (0.5); 5.8596 (0.7); 5.8458 (0.5); 5.3019 (4.6); 4.4228 (1.0); 4.4089 (1.5); 4.3981 (1.2); 4.3954 (2.1); 4.3848 (1.5); 4.3807 (1.4); 4.3699 (1.1); 4.3676 (0.9); 4.3588 (0.7); 4.3434 (0.7); 4.0121 (0.8); 3.9671 (1.3); 3.8141 (0.7); 3.8082 (1.5); 3.8036 (1.4); 3.7634 (1.0); 3.7585 (0.9); 3.7468 (1.5); 3.7425 (0.5); 3.7324 (1.9); 3.7293 (1.2); 3.7205 (1.9); 3.7186 (1.8); 3.7146 (0.9); 3.7062 (2.2); 3.7031 (1.0); 3.6922 (2.0); 3.6776 (0.7); 3.6753 (0.6); 3.5979 (0.5); 3.5914 (0.6); 2.5508 (0.5); 2.5220</p>

(0.5); 2.4867 (0.5); 2.4045 (1.7); 2.3735 (1.6); 2.3412 (16.0); 2.3093 (1.4); 1.9820 (0.6); 1.9731 (0.6); 1.5854 (2.7); -0.0002 (10.3)
I-057: ¹ H-NMR(400.0 MHz, CDCl ₃): δ = 7.2761 (2.6); 7.2729 (2.6); 7.2624 (22.9); 7.2308 (0.5); 7.1120 (1.5); 6.0157 (0.5); 6.0094 (0.6); 6.0055 (0.6); 6.0018 (0.9); 5.9981 (0.9); 5.9956 (0.9); 5.9918 (0.8); 5.9592 (0.8); 5.8844 (0.7); 5.8705 (0.6); 5.3018 (2.6); 4.5675 (0.7); 4.5466 (2.1); 4.5256 (2.2); 4.5172 (1.0); 4.5125 (1.0); 4.5046 (1.0); 4.4962 (1.0); 4.4916 (1.0); 4.0079 (0.7); 3.9635 (1.1); 3.8119 (1.4); 3.8054 (1.3); 3.7670 (1.0); 3.7606 (1.0); 3.6505 (0.5); 3.6451 (0.5); 2.6063 (0.5); 2.5345 (0.5); 2.4044 (1.7); 2.3737 (1.6); 2.3410 (16.0); 2.3082 (1.5); 1.9853 (0.6); 1.9750 (0.6); 1.5716 (3.6); -0.0002 (12.6)
I-058: ¹ H-NMR(400.0 MHz, CDCl ₃): δ = 7.3735 (0.6); 7.3508 (0.6); 7.2598 (77.6); 7.2113 (1.2); 7.2055 (1.6); 7.2016 (2.0); 7.1958 (2.4); 7.1920 (2.3); 7.1862 (2.1); 7.1822 (1.7); 7.1765 (1.3); 6.9527 (0.8); 6.9378 (0.9); 6.9320 (1.5); 6.9263 (0.8); 6.9104 (0.7); 6.0140 (0.5); 6.0105 (0.6); 6.0041 (1.0); 6.0004 (1.2); 5.9972 (1.2); 5.9938 (1.2); 5.9904 (1.3); 5.9840 (0.7); 5.9806 (0.6); 5.9262 (0.6); 5.9207 (1.1); 5.9152 (0.7); 5.9070 (0.8); 5.8611 (0.6); 5.8556 (1.0); 5.8501 (0.7); 5.8419 (0.9); 5.0868 (0.7); 5.0655 (0.7); 4.2383 (0.9); 4.2204 (3.0); 4.2170 (1.4); 4.2025 (3.4); 4.1991 (3.7); 4.1846 (1.4); 4.1812 (3.7); 4.1634 (1.4); 3.9961 (1.3); 3.9514 (1.9); 3.7513 (2.4); 3.7454 (2.5); 3.7062 (1.7); 3.7003 (1.7); 3.5317 (0.7); 3.5199 (0.7); 2.5308 (0.8); 2.5165 (0.6); 2.4954 (0.9); 2.4632 (0.8); 2.4488 (0.6); 2.4280 (1.0); 2.0004 (0.8); 1.9734 (0.7); 1.9661 (1.3); 1.9584 (0.8); 1.9315 (0.7); 1.5384 (16.0); 1.3248 (4.2); 1.3069 (9.0); 1.3039 (5.3); 1.2890 (5.6); 1.2860 (9.2); 1.2681 (7.7); 1.2648 (5.3); 1.2540 (1.8); 1.2468 (0.9); 1.2360 (0.6); 0.8989 (2.3); 0.8819 (7.8); 0.8642 (3.0); 0.0080 (1.5); -0.0002 (46.2); -0.0085 (1.7)
I-059: ¹ H-NMR(400.0 MHz, CDCl ₃): δ = 7.2615 (42.4); 7.2120 (0.7); 7.2076 (0.8); 7.2022 (0.9); 7.1960 (0.7); 7.1895 (2.1); 7.1837 (2.8); 7.1809 (2.9); 7.1750 (2.6); 7.1702 (3.6); 7.1644 (3.9); 7.1612 (2.8); 7.1552 (2.2); 7.1508 (2.0); 7.1451 (1.6); 6.9133 (0.7); 6.8974 (1.2); 6.8916 (2.2); 6.8858 (1.2); 6.8757 (1.3); 6.8699 (2.3); 6.8642 (1.2); 6.8541 (0.5); 6.8484 (0.8); 5.9750 (0.8); 5.9717 (0.9); 5.9689 (0.9); 5.9654 (0.7); 5.9615 (0.8); 5.9554 (1.4); 5.9515 (1.4); 5.9452 (0.7); 5.9416 (0.7); 5.9377 (0.8); 5.9353 (0.8); 5.9315 (0.7); 5.8945 (0.7); 5.8890 (1.3); 5.8833 (0.8); 5.8809 (0.6); 5.8751 (1.0); 5.8696 (0.5); 5.8067 (0.6); 5.8011 (1.2); 5.7954 (0.8); 5.7931 (0.7); 5.7873 (1.0); 5.7817 (0.6); 5.2991 (4.9); 5.0304 (0.6); 5.0136 (0.8); 5.0094 (0.8); 5.0056 (0.8); 4.2306 (1.2); 4.2128 (3.9); 4.2016 (1.4); 4.1991 (1.7); 4.1949 (4.1); 4.1840 (3.4); 4.1814 (1.9); 4.1771 (1.5); 4.1662 (3.4); 4.1484 (1.1); 3.8676 (2.6); 3.8247 (3.0); 3.8019 (2.2); 3.7977 (2.2); 3.7587 (2.5); 3.7545 (2.6); 3.5274 (0.5); 3.5212 (0.6); 3.5068 (0.9); 3.5039 (0.8); 3.5006 (0.8); 3.2605 (2.7); 3.2177 (2.4); 3.1978 (2.2); 3.1897 (2.2); 3.1545 (2.0); 3.1464 (1.9); 2.5625 (0.5); 2.5414 (1.0); 2.5275 (0.7); 2.5203 (0.6); 2.5061 (1.5); 2.4848 (1.4); 2.4707 (0.6); 2.4635 (0.6); 2.4497 (1.0); 2.4286 (0.5); 1.9706 (0.7); 1.9613 (1.0); 1.9264 (0.8); 1.8867 (0.5); 1.8770 (0.9); 1.8421 (0.8); 1.7874 (16.0); 1.7254 (11.8); 1.7197 (2.1); 1.7114 (12.0); 1.3224 (4.0); 1.3106 (1.7); 1.3046 (8.3); 1.2913 (5.0); 1.2867 (4.5); 1.2734 (8.6); 1.2621 (0.6); 1.2555 (4.2); 1.2444 (0.6); 0.0079 (0.8); -0.0002 (24.4); -0.0085 (1.0)
I-060: ¹ H-NMR(400.0 MHz, CDCl ₃): δ = 7.2599 (26.2); 7.1845 (0.5); 7.1789 (0.8); 7.1763 (1.0); 7.1706 (0.9); 7.1680 (0.8); 7.1649 (0.8); 7.1593 (1.0); 7.1567 (0.9); 7.1510 (0.6); 6.8722 (0.8); 6.1992 (0.8); 6.1724 (0.8); 6.1561 (0.9); 6.1293 (0.9); 5.9349 (0.5); 5.9296 (0.5); 5.5667 (0.7); 5.5465 (0.9); 5.5237 (0.6); 5.5034 (0.8); 5.3483 (0.8); 5.3333 (0.7); 5.3215 (0.8); 5.3064 (0.6); 3.9383 (1.2); 3.8954 (1.4); 3.3238 (0.8); 3.3179 (0.8); 3.2808 (0.8); 3.2749 (0.7); 2.4630 (0.6); 1.4739 (16.0); 1.4510 (15.7); 1.4374 (3.1); 1.4265 (2.9); 1.2586 (0.5); 0.8818 (0.6); 0.0079 (0.5); -0.0002 (15.2); -0.0082 (0.8)
I-061: ¹ H-NMR(400.0 MHz, CDCl ₃): δ = 7.5184 (0.6); 7.2596 (96.0); 7.1889 (0.7); 7.1832 (0.8); 7.1802 (1.1); 7.1744 (1.2); 7.1694 (1.1); 7.1634 (1.1); 7.1605 (1.0); 7.1549 (0.8); 6.9955 (0.5); 6.8780 (0.7); 6.2037 (0.5); 6.2001 (0.5); 6.1769 (0.6); 6.1734 (0.6); 6.1606 (0.6); 6.1570 (0.6); 6.1338 (0.6); 6.1302 (0.6); 5.9764 (0.6); 5.9724 (0.6); 5.9661 (0.6); 5.8974 (0.6); 5.8472 (0.6); 5.5706 (0.8); 5.5510 (1.2); 5.5288 (0.7); 5.5078 (1.0); 5.3567 (0.9); 5.3416 (0.8); 5.3299 (0.9); 5.3140 (0.7); 4.5687 (2.2); 4.5543 (2.8); 4.5395 (2.4); 4.4164 (0.6); 4.4092 (0.6); 4.4024 (1.0); 4.3957 (1.6); 4.3878 (0.7); 4.3815 (1.5); 4.3678 (1.1); 3.9388 (1.9); 3.8958 (2.1); 3.7889 (2.4); 3.7741 (2.8); 3.7597 (2.2); 3.7417 (1.0); 3.7275 (2.2); 3.7251 (1.6); 3.7129 (1.6); 3.7108 (1.5); 3.6967 (1.2); 3.3287 (1.1); 3.3250 (1.0); 3.2856 (1.0); 3.2820 (0.9); 1.9347 (0.6); 1.5335 (16.0); 0.0079 (1.9); -0.0002 (56.5); -0.0084 (2.1)
I-062: ¹ H-NMR(400.0 MHz, CDCl ₃): δ = 7.2600 (36.4); 7.2027 (1.4); 7.1970 (1.7); 7.1939 (1.2); 7.1866 (1.0); 7.1835 (1.7); 7.1778 (1.5); 6.9680 (0.6); 6.9522 (0.7); 6.9464 (1.2); 6.9406 (0.6); 6.9249 (0.6); 6.0291 (0.7); 6.0248 (0.8); 6.0229 (0.8); 6.0186

(0.7); 6.0152 (0.8); 6.0108 (1.0); 6.0090 (1.0); 6.0047 (0.8); 5.8752 (0.7); 5.8695 (1.4); 5.8637 (0.8); 5.8614 (0.7); 5.8556 (1.2); 5.8498 (0.7); 5.2983 (2.6); 4.0055 (0.9); 3.9601 (1.3); 3.7791 (0.6); 3.7724 (0.6); 3.7664 (0.7); 3.7615 (2.9); 3.7547 (0.7); 3.7505 (0.6); 3.7446 (0.7); 3.7408 (0.7); 3.7387 (0.7); 3.7164 (1.8); 3.6951 (16.0); 3.0530 (0.5); 2.7231 (0.6); 2.7113 (0.6); 2.7024 (0.6); 2.6905 (0.7); 2.6879 (0.8); 2.6760 (0.7); 2.6671 (0.6); 2.6553 (0.6); 1.8975 (0.6); 1.8861 (0.6); 1.8755 (0.6); 1.8639 (0.7); 1.8624 (0.7); 1.8508 (0.6); 1.8402 (0.5); 1.8288 (0.5); 1.5437 (3.8); 0.0079 (0.6); -0.0002 (19.7); -0.0085 (0.8)
I-063: ¹ H-NMR(400.0 MHz, CDCl ₃): δ = 7.3723 (0.6); 7.3531 (0.5); 7.2598 (81.9); 7.2132 (1.3); 7.2075 (1.6); 7.2028 (2.2); 7.1969 (2.9); 7.1939 (3.0); 7.1880 (2.2); 7.1834 (2.3); 7.1809 (1.9); 7.1777 (2.0); 6.9615 (0.5); 6.9593 (0.6); 6.9556 (0.7); 6.9534 (0.8); 6.9497 (0.8); 6.9465 (0.8); 6.9439 (0.7); 6.9399 (1.0); 6.9378 (1.0); 6.9340 (1.3); 6.9319 (1.3); 6.9282 (0.9); 6.9261 (0.8); 6.9162 (0.5); 6.9124 (0.6); 6.9104 (0.6); 6.0096 (0.7); 6.0038 (1.0); 5.9999 (1.0); 5.9966 (1.1); 5.9933 (1.0); 5.9898 (1.1); 5.9835 (0.6); 5.9801 (0.6); 5.9313 (0.6); 5.9258 (1.0); 5.9203 (0.6); 5.9120 (0.7); 5.8700 (0.8); 5.8650 (1.1); 5.8596 (0.7); 5.8562 (0.7); 5.8512 (0.8); 5.0806 (0.6); 5.0658 (0.6); 3.9944 (1.6); 3.9494 (2.2); 3.7640 (3.0); 3.7601 (16.0); 3.7529 (3.8); 3.7461 (2.8); 3.7409 (15.0); 3.7141 (1.0); 3.7082 (2.3); 3.7059 (5.2); 3.7012 (1.9); 3.6952 (5.0); 3.5537 (0.6); 3.5451 (0.6); 2.5382 (0.7); 2.5238 (0.5); 2.5172 (0.5); 2.5028 (0.9); 2.4730 (0.9); 2.4586 (0.5); 2.4378 (1.0); 2.0062 (0.7); 1.9754 (0.6); 1.9676 (0.9); 1.9592 (0.6); 1.9323 (0.7); 1.9239 (0.5); 1.5384 (11.8); 0.0079 (1.4); -0.0002 (47.0); -0.0085 (1.7)
I-064: ¹ H-NMR(400.0 MHz, CDCl ₃): δ = 7.5191 (0.5); 7.3604 (0.9); 7.3398 (1.0); 7.2602 (91.3); 7.2118 (1.8); 7.2060 (2.5); 7.2023 (3.7); 7.1965 (4.4); 7.1925 (3.9); 7.1866 (3.6); 7.1829 (3.3); 7.1773 (2.7); 6.9961 (0.6); 6.9581 (0.9); 6.9519 (1.7); 6.9460 (1.4); 6.9364 (1.5); 6.9304 (2.6); 6.9246 (1.5); 6.9149 (0.8); 6.9089 (1.2); 6.9032 (0.6); 6.0233 (0.7); 6.0190 (0.8); 6.0172 (0.8); 6.0130 (0.7); 6.0052 (0.5); 6.0034 (0.5); 5.9990 (1.0); 5.9955 (0.8); 5.9894 (1.3); 5.9822 (1.5); 5.9790 (1.5); 5.9757 (1.6); 5.9696 (0.9); 5.9663 (0.8); 5.9183 (0.9); 5.9128 (1.6); 5.9072 (1.0); 5.9048 (0.7); 5.8991 (1.1); 5.8935 (0.6); 5.8569 (0.7); 5.8494 (1.1); 5.8437 (1.7); 5.8380 (1.1); 5.8302 (1.2); 5.8248 (0.7); 5.8061 (0.6); 5.7922 (0.6); 5.1150 (0.6); 5.0996 (0.9); 5.0841 (2.0); 5.0684 (2.8); 5.0530 (3.0); 5.0374 (2.8); 5.0217 (2.0); 5.0061 (1.2); 4.9930 (0.8); 4.9903 (0.7); 4.0020 (1.8); 3.9967 (1.4); 3.9568 (2.7); 3.9517 (2.0); 3.7602 (2.0); 3.7515 (3.5); 3.7467 (3.3); 3.7153 (1.7); 3.7102 (1.0); 3.7064 (2.7); 3.7016 (2.5); 3.5038 (0.9); 3.4971 (1.0); 3.4950 (0.9); 3.4888 (1.0); 3.4824 (1.0); 2.7020 (0.5); 2.5395 (0.6); 2.5185 (1.1); 2.5042 (0.8); 2.4973 (0.7); 2.4831 (1.2); 2.4681 (0.7); 2.4620 (0.7); 2.4472 (1.2); 2.4328 (0.8); 2.4262 (0.7); 2.4119 (1.4); 2.3911 (0.6); 1.9896 (0.6); 1.9822 (1.1); 1.9745 (0.6); 1.9655 (0.7); 1.9576 (1.3); 1.9468 (1.1); 1.9392 (0.6); 1.9303 (0.6); 1.9224 (1.2); 1.9148 (0.6); 1.5444 (12.0); 1.2918 (7.8); 1.2806 (8.7); 1.2761 (8.8); 1.2678 (10.3); 1.2648 (16.0); 1.2523 (9.0); 1.2488 (9.0); 1.2419 (3.6); 1.2340 (3.7); 1.2304 (5.9); 1.2263 (3.4); 1.2184 (3.2); 1.2151 (3.1); 0.0080 (1.7); -0.0002 (54.0); -0.0085 (1.8)
I-065: ¹ H-NMR(400.0 MHz, CDCl ₃): δ = 7.5178 (1.0); 7.3767 (5.3); 7.3714 (12.5); 7.3651 (5.3); 7.3633 (5.3); 7.3607 (4.1); 7.3532 (9.1); 7.3457 (4.8); 7.3362 (2.7); 7.3318 (2.2); 7.3110 (0.8); 7.3067 (0.7); 7.3033 (0.6); 7.2963 (0.7); 7.2590 (172.3); 7.2113 (1.4); 7.2088 (1.6); 7.2056 (1.7); 7.2022 (2.1); 7.1963 (3.0); 7.1920 (3.0); 7.1864 (2.7); 7.1827 (2.0); 7.1771 (2.3); 7.1714 (1.1); 6.9949 (1.0); 6.9604 (0.6); 6.9551 (1.0); 6.9484 (0.8); 6.9394 (1.1); 6.9335 (1.7); 6.9273 (1.0); 6.9180 (0.6); 6.9117 (0.8); 6.0173 (0.5); 6.0141 (0.6); 6.0110 (0.6); 6.0040 (1.1); 6.0005 (1.2); 5.9974 (1.2); 5.9940 (1.2); 5.9870 (0.7); 5.9843 (0.7); 5.9808 (0.6); 5.9256 (0.6); 5.9201 (1.2); 5.9145 (0.7); 5.9062 (0.9); 5.8623 (0.7); 5.8568 (1.2); 5.8511 (0.7); 5.8430 (0.9); 5.8375 (0.5); 5.1886 (4.1); 5.1858 (4.2); 5.1674 (3.8); 5.1639 (4.0); 5.1363 (1.9); 5.1249 (1.8); 5.0862 (0.7); 5.0638 (0.7); 4.7125 (1.0); 4.7002 (1.0); 3.9918 (1.5); 3.9464 (2.2); 3.7543 (3.5); 3.7471 (2.4); 3.7092 (2.6); 3.7020 (1.7); 3.5793 (0.8); 3.5721 (0.8); 2.5549 (0.8); 2.5405 (0.6); 2.5197 (0.9); 2.4987 (0.5); 2.4834 (0.9); 2.4691 (0.6); 2.4483 (1.0); 2.0171 (0.8); 1.9994 (0.5); 1.9906 (1.1); 1.9821 (1.2); 1.9739 (0.6); 1.9558 (0.8); 1.5332 (16.0); 1.2558 (0.6); 0.0080 (3.1); -0.0002 (100.0); -0.0085 (3.5)
I-067: ¹ H-NMR(400.0 MHz, CDCl ₃): δ = 7.5186 (1.2); 7.3100 (1.1); 7.3003 (1.2); 7.2597 (215.7); 7.2232 (0.8); 7.2114 (2.5); 7.2057 (3.2); 7.2021 (4.4); 7.1963 (5.1); 7.1923 (4.8); 7.1864 (4.5); 7.1827 (4.0); 7.1771 (3.1); 7.1648 (0.5); 6.9957 (1.2); 6.9610 (0.9); 6.9550 (1.4); 6.9511 (1.2); 6.9478 (1.2); 6.9412 (1.8); 6.9393 (1.9); 6.9354 (2.5); 6.9335 (2.5); 6.9296 (1.6); 6.9196 (1.1); 6.9137 (1.2); 6.9080 (0.6); 6.0587 (0.5); 6.0495 (0.7); 6.0448 (1.0); 6.0368 (1.4); 6.0304 (1.5); 6.0235 (2.0); 6.0199 (2.1); 6.0170 (2.1); 6.0135 (2.0); 6.0066 (1.2); 6.0039 (1.1); 6.0004 (1.0); 5.9493 (1.1); 5.9438 (2.0); 5.9381 (1.2); 5.9300 (1.6); 5.9245 (0.9); 5.8987 (0.6); 5.8928 (0.9); 5.8853 (1.4); 5.8796 (2.4); 5.8739 (1.4); 5.8661 (1.6); 5.8605 (0.9); 5.8417 (0.8); 5.8356 (0.5); 5.8277 (0.7); 5.0944 (1.1); 5.0773 (1.1); 4.5687 (1.1); 4.5543 (1.4); 4.5394 (1.2); 4.4252 (3.6); 4.4133 (3.2); 4.4113 (4.3); 4.4086 (3.1); 4.4031 (2.4); 4.3992 (2.9); 4.3971 (4.7); 4.3895 (3.8); 4.3844 (3.0); 4.3746 (2.9); 4.3716 (2.7); 4.3613 (2.2); 4.3453

(2.2); 4.3340 (1.3); 3.9944 (2.2); 3.9495 (3.2); 3.8224 (0.5); 3.8163 (0.6); 3.8110 (0.6); 3.7890 (1.6); 3.7741 (1.6); 3.7625 (2.5); 3.7598 (2.1); 3.7560 (4.4); 3.7500 (4.3); 3.7416 (4.7); 3.7300 (3.2); 3.7274 (5.0); 3.7254 (3.6); 3.7211 (5.3); 3.7182 (2.7); 3.7134 (5.3); 3.7110 (4.5); 3.7068 (7.5); 3.7010 (2.4); 3.6930 (4.6); 3.6866 (2.3); 3.6769 (2.0); 3.6727 (2.0); 3.6631 (1.5); 3.6067 (1.2); 3.5989 (1.3); 3.5919 (1.3); 2.5966 (0.8); 2.5756 (1.4); 2.5611 (0.9); 2.5545 (0.8); 2.5401 (1.5); 2.5293 (0.8); 2.5189 (0.8); 2.5084 (1.5); 2.4941 (1.0); 2.4875 (0.8); 2.4731 (1.6); 2.4521 (0.8); 2.0396 (0.8); 2.0315 (1.3); 2.0236 (0.7); 2.0045 (1.0); 1.9982 (2.0); 1.9907 (1.2); 1.9721 (1.0); 1.9632 (1.5); 1.9551 (0.9); 1.9266 (0.7); 1.5359 (16.0); 1.2555 (2.1); 0.0080 (4.0); -0.0002 (125.2); -0.0085 (4.5)

I-068: ¹H-NMR(400.0 MHz, CDCl₃):

δ= 7.5185 (2.3); 7.2964 (1.3); 7.2596 (414.7); 7.2262 (0.9); 7.2105 (4.8); 7.2048 (6.5); 7.2022 (8.9); 7.1965 (9.8); 7.1916 (8.1); 7.1858 (8.2); 7.1830 (8.2); 7.1774 (7.3); 6.9956 (2.3); 6.9636 (1.6); 6.9577 (2.4); 6.9521 (1.5); 6.9440 (2.5); 6.9419 (3.1); 6.9383 (3.9); 6.9362 (4.7); 6.9325 (2.4); 6.9304 (2.5); 6.9203 (1.8); 6.9146 (2.4); 6.9088 (1.2); 6.0293 (1.5); 6.0256 (1.6); 6.0186 (3.0); 6.0150 (3.8); 6.0119 (4.1); 6.0087 (3.9); 6.0051 (4.1); 6.0008 (2.8); 5.9981 (2.6); 5.9945 (2.4); 5.9748 (2.0); 5.9693 (3.4); 5.9638 (2.0); 5.9555 (2.1); 5.9499 (1.3); 5.9248 (0.6); 5.9116 (2.5); 5.9060 (4.5); 5.9005 (2.7); 5.8923 (3.4); 5.8866 (1.9); 5.1034 (2.1); 5.0810 (1.9); 4.5694 (3.8); 4.5485 (11.8); 4.5427 (2.2); 4.5276 (12.6); 4.5217 (5.2); 4.5066 (5.0); 4.5046 (5.4); 4.5008 (5.1); 4.4907 (0.8); 4.4837 (1.7); 4.4799 (1.9); 4.4697 (0.9); 3.9907 (4.6); 3.9456 (6.4); 3.7658 (1.3); 3.7597 (6.6); 3.7528 (8.9); 3.7146 (4.8); 3.7077 (6.5); 3.6648 (2.2); 3.6486 (2.3); 2.6534 (1.6); 2.6323 (3.0); 2.6178 (2.1); 2.6112 (1.9); 2.5967 (3.3); 2.5808 (1.3); 2.5755 (1.8); 2.5598 (2.4); 2.5454 (1.6); 2.5389 (1.4); 2.5244 (2.5); 2.5036 (1.3); 2.0370 (1.6); 2.0283 (3.0); 2.0193 (1.7); 2.0057 (1.7); 2.0015 (2.0); 1.9964 (3.0); 1.9928 (3.4); 1.9839 (2.0); 1.9701 (1.7); 1.9611 (2.8); 1.9526 (2.0); 1.9171 (1.1); 1.8074 (0.7); 1.7140 (1.2); 1.6798 (1.3); 1.6152 (0.8); 1.5840 (0.7); 1.5368 (16.0); 1.3686 (1.3); 1.3345 (1.4); 1.3057 (0.9); 1.2845 (0.9); 1.2553 (2.1); 1.1972 (0.7); 1.1672 (0.7); 1.1441 (0.9); 1.1354 (1.0); 1.1056 (1.2); 1.0857 (0.9); 0.1459 (0.9); 0.0366 (0.6); 0.0080 (7.3); -0.0002 (237.9); -0.0085 (8.5); -0.1498 (0.8)

I-069: ¹H-NMR(400.0 MHz, CDCl₃):

δ= 7.9525 (1.4); 7.9494 (2.4); 7.9484 (2.5); 7.9454 (1.6); 7.9443 (1.5); 7.9383 (1.6); 7.9353 (2.5); 7.9343 (2.5); 7.9313 (1.6); 7.8692 (1.1); 7.8660 (1.3); 7.8618 (2.0); 7.8586 (1.4); 7.8543 (1.1); 7.8493 (1.3); 7.8462 (1.5); 7.8451 (1.5); 7.8419 (2.2); 7.8388 (1.5); 7.8376 (1.5); 7.8345 (1.2); 7.7082 (2.1); 7.7040 (1.3); 7.6930 (1.5); 7.6889 (2.6); 7.6848 (1.4); 7.5521 (2.5); 7.5325 (4.0); 7.5128 (1.8); 7.2623 (46.2); 7.2059 (0.6); 7.1845 (1.1); 7.1608 (0.6); 5.9776 (0.8); 5.9739 (0.8); 5.9714 (0.9); 5.9676 (0.8); 5.9638 (1.1); 5.9600 (1.2); 5.9571 (1.4); 5.9538 (1.4); 5.9494 (1.0); 5.9455 (0.9); 5.9419 (1.0); 5.9381 (1.0); 5.9356 (1.0); 5.9318 (0.9); 5.8975 (1.0); 5.8920 (1.8); 5.8864 (1.0); 5.8838 (0.8); 5.8782 (1.3); 5.8726 (0.7); 5.8045 (0.9); 5.7988 (1.7); 5.7931 (1.0); 5.7908 (0.9); 5.7850 (1.4); 5.7794 (0.8); 5.0362 (0.5); 5.0298 (0.6); 5.0264 (0.7); 5.0140 (1.0); 5.0088 (1.0); 4.9966 (0.7); 4.9933 (0.6); 4.9903 (0.5); 4.2331 (1.7); 4.2152 (5.4); 4.2006 (2.0); 4.1974 (5.6); 4.1829 (5.0); 4.1796 (2.2); 4.1651 (5.0); 4.1472 (1.7); 3.8541 (2.9); 3.8479 (3.0); 3.8110 (3.3); 3.8047 (3.4); 3.5296 (0.5); 3.5265 (0.5); 3.5235 (0.6); 3.5203 (0.6); 3.5172 (0.8); 3.5144 (0.8); 3.5112 (0.9); 3.5082 (1.0); 3.5050 (1.0); 3.5018 (1.1); 3.4987 (0.9); 3.4955 (0.8); 3.4927 (0.8); 3.4898 (0.6); 3.4866 (0.6); 3.4800 (0.5); 3.2313 (3.0); 3.2223 (3.0); 3.1882 (2.7); 3.1791 (2.7); 2.5647 (0.6); 2.5436 (1.2); 2.5298 (0.8); 2.5225 (0.7); 2.5086 (1.3); 2.5010 (0.7); 2.4876 (0.7); 2.4799 (1.3); 2.4661 (0.8); 2.4589 (0.7); 2.4450 (1.4); 2.4239 (0.7); 1.9728 (0.6); 1.9633 (1.2); 1.9537 (0.6); 1.9379 (0.6); 1.9283 (1.0); 1.9188 (0.6); 1.8853 (0.7); 1.8756 (1.2); 1.8660 (0.6); 1.8504 (0.6); 1.8406 (1.0); 1.8309 (0.6); 1.7388 (15.9); 1.7323 (2.5); 1.7250 (16.0); 1.5759 (6.1); 1.3261 (5.8); 1.3082 (12.0); 1.2935 (6.4); 1.2904 (6.2); 1.2757 (12.0); 1.2578 (5.8); 1.2436 (0.6); 0.0079 (0.8); -0.0002 (25.6); -0.0085 (0.9)

I-070: ¹H-NMR(400.0 MHz, CDCl₃):

δ= 7.9617 (1.2); 7.9576 (2.0); 7.9547 (1.3); 7.9414 (0.9); 7.9371 (1.8); 7.9330 (2.4); 7.9289 (1.5); 7.8593 (0.5); 7.8562 (0.6); 7.8453 (2.1); 7.8407 (1.5); 7.8362 (0.7); 7.8298 (1.3); 7.8255 (2.3); 7.7111 (1.1); 7.7066 (2.0); 7.7047 (1.9); 7.7025 (1.5); 7.6916 (1.3); 7.6875 (2.1); 7.5526 (2.4); 7.5514 (2.4); 7.5442 (0.8); 7.5329 (3.9); 7.5319 (3.8); 7.5191 (0.8); 7.5134 (1.7); 7.5121 (1.7); 7.2602 (111.9); 7.2408 (0.6); 7.2120 (0.7); 7.1883 (0.6); 6.9962 (0.6); 6.0275 (0.7); 6.0239 (0.9); 6.0212 (0.8); 6.0171 (0.9); 6.0137 (1.0); 6.0101 (1.3); 6.0074 (1.1); 6.0036 (1.0); 6.0009 (0.9); 5.9965 (1.0); 5.9906 (0.8); 5.9868 (0.8); 5.9828 (0.9); 5.9806 (0.9); 5.9766 (0.8); 5.9305 (0.8); 5.9248 (1.5); 5.9191 (0.9); 5.9168 (0.7); 5.9110 (1.2); 5.9054 (0.7); 5.8480 (0.8); 5.8423 (1.5); 5.8366 (0.9); 5.8343 (0.8); 5.8285 (1.3); 5.8228 (0.7); 5.2985 (1.4); 5.0059 (0.9); 3.8732 (0.5); 3.8647 (0.6); 3.8510 (2.6); 3.8468 (2.6); 3.8298 (0.6); 3.8214 (0.7); 3.8078 (3.0); 3.8036 (3.0); 3.6061 (0.5); 3.6012 (0.6); 3.5955 (0.8); 3.5918 (0.9); 3.5851 (0.9); 3.5816 (0.8); 3.2472 (0.9); 3.2399 (2.6); 3.2317 (2.5); 3.2033 (0.8); 3.1967 (2.3); 3.1884 (2.2); 2.6029 (1.0); 2.5890 (0.7); 2.5816 (0.6); 2.5677 (1.0); 2.5540 (0.5); 2.5464 (0.5); 2.5328 (1.0); 2.5190 (0.7); 2.5117 (0.6); 2.4978 (1.1); 2.4766 (0.5); 2.0443 (0.9); 2.0263 (0.5);

2.0160 (0.9); 2.0056 (0.6); 1.9808 (0.8); 1.9282 (0.6); 1.9182 (1.0); 1.9081 (0.5); 1.8932 (0.5); 1.8832 (0.8); 1.7359 (16.0); 1.7283 (14.1); 1.2588 (0.6); 0.0079 (2.0); -0.0002 (65.3); -0.0085 (2.3)
I-071: ¹ H-NMR(400.0 MHz, CDCl ₃): δ = 7.7474 (2.1); 7.7441 (3.9); 7.7406 (2.7); 7.7365 (2.6); 7.7331 (4.1); 7.7297 (2.4); 7.6671 (1.2); 7.6633 (1.2); 7.6609 (1.4); 7.6566 (2.0); 7.6524 (1.5); 7.6500 (1.6); 7.6456 (2.0); 7.6414 (1.4); 7.6390 (1.5); 7.6347 (2.0); 7.6305 (1.4); 7.6282 (1.5); 7.6244 (1.3); 7.4840 (1.5); 7.4812 (2.1); 7.4783 (2.5); 7.4753 (2.1); 7.4726 (1.6); 7.4650 (1.6); 7.4622 (2.2); 7.4593 (2.4); 7.4562 (1.9); 7.4536 (1.3); 7.3881 (1.3); 7.3670 (1.3); 7.2609 (68.3); 6.0217 (1.0); 6.0185 (1.0); 6.0150 (1.1); 6.0083 (2.1); 6.0052 (2.2); 6.0016 (2.2); 5.9985 (2.2); 5.9920 (1.3); 5.9886 (1.2); 5.9855 (1.1); 5.9322 (1.2); 5.9267 (2.0); 5.9211 (1.3); 5.9129 (1.5); 5.9074 (0.8); 5.8632 (1.2); 5.8578 (1.9); 5.8522 (1.3); 5.8497 (1.1); 5.8440 (1.6); 5.8385 (0.9); 5.1114 (0.5); 5.0879 (1.3); 5.0642 (1.2); 4.2423 (1.2); 4.2402 (1.3); 4.2244 (3.8); 4.2224 (3.9); 4.2173 (2.5); 4.2065 (4.0); 4.2045 (4.1); 4.1994 (6.8); 4.1885 (1.5); 4.1867 (1.6); 4.1816 (6.7); 4.1637 (2.2); 4.0391 (2.8); 3.9941 (3.9); 3.7796 (0.5); 3.7717 (4.1); 3.7645 (4.2); 3.7266 (3.1); 3.7194 (3.2); 3.5512 (1.0); 3.5448 (1.3); 3.5377 (1.4); 3.5307 (1.5); 3.5256 (1.4); 3.5187 (1.3); 3.5124 (1.0); 2.5448 (0.8); 2.5238 (1.5); 2.5094 (1.0); 2.5029 (0.9); 2.4884 (1.7); 2.4703 (1.0); 2.4676 (1.0); 2.4496 (1.5); 2.4352 (1.0); 2.4288 (0.9); 2.4143 (1.7); 2.3936 (0.8); 2.0136 (0.8); 2.0063 (1.5); 1.9993 (0.8); 1.9785 (1.5); 1.9712 (2.8); 1.9640 (1.6); 1.9434 (0.7); 1.9360 (1.4); 1.9288 (0.7); 1.5588 (2.2); 1.3274 (7.2); 1.3195 (0.6); 1.3095 (16.0); 1.2901 (16.0); 1.2722 (7.2); 1.2659 (1.0); 1.2549 (0.8); 0.0080 (1.2); -0.0002 (39.8); -0.0084 (1.6)
I-072: ¹ H-NMR(400.0 MHz, CDCl ₃): δ = 7.9856 (1.7); 7.9815 (3.0); 7.9785 (2.2); 7.9772 (2.1); 7.9735 (2.2); 7.9704 (3.1); 7.9695 (3.1); 7.9664 (2.0); 7.8935 (1.2); 7.8904 (1.6); 7.8892 (1.5); 7.8858 (2.2); 7.8825 (1.7); 7.8782 (1.5); 7.8736 (1.6); 7.8706 (1.8); 7.8694 (1.8); 7.8659 (2.5); 7.8626 (1.8); 7.8614 (1.8); 7.8583 (1.5); 7.7716 (1.4); 7.7673 (2.4); 7.7631 (1.6); 7.7522 (1.8); 7.7481 (2.9); 7.7438 (1.6); 7.6006 (2.0); 7.5988 (2.6); 7.5792 (4.3); 7.5613 (1.4); 7.5595 (1.9); 7.3909 (1.3); 7.3687 (1.3); 7.3615 (1.1); 7.2608 (81.2); 6.0180 (0.9); 6.0145 (1.0); 6.0113 (1.0); 6.0047 (1.8); 6.0014 (2.0); 5.9981 (2.0); 5.9949 (1.9); 5.9884 (1.2); 5.9851 (1.2); 5.9819 (1.1); 5.9300 (1.1); 5.9245 (1.9); 5.9189 (1.2); 5.9164 (0.9); 5.9107 (1.4); 5.9052 (0.8); 5.8599 (1.1); 5.8543 (1.9); 5.8487 (1.2); 5.8462 (1.0); 5.8405 (1.5); 5.8350 (0.9); 5.0895 (1.2); 5.0669 (1.2); 4.2422 (1.3); 4.2410 (1.3); 4.2243 (4.1); 4.2232 (4.1); 4.2166 (2.3); 4.2064 (4.4); 4.2054 (4.3); 4.1987 (6.6); 4.1884 (1.7); 4.1809 (6.6); 4.1631 (2.2); 4.0510 (2.6); 4.0060 (3.6); 3.8037 (0.5); 3.7955 (4.1); 3.7891 (4.1); 3.7505 (3.0); 3.7440 (3.1); 3.5485 (0.8); 3.5422 (1.1); 3.5349 (1.3); 3.5281 (1.4); 3.5217 (1.4); 3.5153 (1.2); 3.5094 (0.8); 2.5532 (0.7); 2.5322 (1.4); 2.5179 (1.0); 2.5112 (0.8); 2.4969 (1.6); 2.4801 (0.8); 2.4759 (0.9); 2.4593 (1.5); 2.4449 (1.0); 2.4384 (0.8); 2.4240 (1.6); 2.4032 (0.8); 2.0132 (0.8); 2.0058 (1.4); 1.9983 (0.8); 1.9768 (1.3); 1.9694 (2.2); 1.9618 (1.2); 1.9412 (0.7); 1.9335 (1.2); 1.9257 (0.7); 1.5505 (16.0); 1.3282 (7.0); 1.3103 (14.9); 1.3058 (7.7); 1.2925 (7.6); 1.2880 (14.8); 1.2701 (7.0); 1.2654 (1.1); 1.2533 (0.9); 0.0080 (1.5); -0.0002 (46.3); -0.0085 (1.7)
I-073: ¹ H-NMR(400.0 MHz, CDCl ₃): δ = 7.7140 (1.8); 7.7106 (3.2); 7.7071 (2.0); 7.7011 (2.0); 7.6978 (3.3); 7.6943 (1.9); 7.6332 (1.0); 7.6295 (1.0); 7.6270 (1.1); 7.6232 (1.2); 7.6212 (1.2); 7.6174 (1.2); 7.6149 (1.3); 7.6109 (1.8); 7.6070 (1.2); 7.6044 (1.2); 7.6007 (1.2); 7.5987 (1.2); 7.5949 (1.1); 7.5924 (1.1); 7.5888 (1.0); 7.4201 (1.3); 7.4176 (1.6); 7.4145 (1.9); 7.4117 (1.6); 7.4088 (1.2); 7.4010 (1.3); 7.3986 (1.6); 7.3954 (1.8); 7.3925 (1.4); 7.3897 (1.0); 7.2613 (58.4); 7.1898 (0.7); 7.1692 (1.2); 7.1477 (0.7); 5.9811 (0.8); 5.9776 (0.9); 5.9749 (0.9); 5.9711 (0.9); 5.9674 (1.1); 5.9637 (1.3); 5.9605 (1.7); 5.9570 (1.6); 5.9536 (1.0); 5.9498 (0.9); 5.9462 (1.0); 5.9424 (1.1); 5.9397 (1.0); 5.9361 (0.9); 5.8993 (1.0); 5.8937 (1.8); 5.8881 (1.1); 5.8856 (0.8); 5.8800 (1.3); 5.8744 (0.7); 5.8084 (1.0); 5.8027 (1.7); 5.7970 (1.0); 5.7947 (0.9); 5.7889 (1.4); 5.7833 (0.8); 5.0335 (0.5); 5.0305 (0.5); 5.0247 (0.7); 5.0188 (0.8); 5.0127 (1.0); 4.9878 (0.5); 4.9850 (0.5); 4.2331 (1.7); 4.2153 (5.4); 4.2026 (1.7); 4.1974 (5.5); 4.1848 (4.5); 4.1796 (2.0); 4.1669 (4.6); 4.1491 (1.6); 3.8346 (3.0); 3.8287 (2.9); 3.7915 (3.4); 3.7856 (3.3); 3.5319 (0.6); 3.5288 (0.6); 3.5257 (0.6); 3.5194 (0.8); 3.5169 (0.8); 3.5104 (1.2); 3.5075 (1.1); 3.5045 (1.2); 3.4981 (0.8); 3.4956 (0.8); 3.4892 (0.6); 3.4861 (0.6); 3.4833 (0.6); 3.2069 (3.0); 3.1967 (3.0); 3.1637 (2.6); 3.1535 (2.6); 2.5545 (0.6); 2.5335 (1.2); 2.5195 (0.8); 2.5124 (0.7); 2.4985 (1.4); 2.4889 (0.7); 2.4774 (0.7); 2.4678 (1.3); 2.4539 (0.8); 2.4468 (0.7); 2.4329 (1.4); 2.4119 (0.7); 1.9739 (0.7); 1.9648 (1.2); 1.9557 (0.7); 1.9389 (0.6); 1.9298 (1.1); 1.9207 (0.6); 1.8874 (0.8); 1.8782 (1.2); 1.8690 (0.7); 1.8525 (0.6); 1.8432 (1.1); 1.8341 (0.6); 1.7414 (16.0); 1.7335 (2.5); 1.7271 (15.9); 1.5612 (11.6); 1.3255 (5.7); 1.3077 (11.7); 1.2971 (5.8); 1.2898 (5.8); 1.2793 (11.6); 1.2614 (5.8); 1.2455 (0.6); 0.0079 (1.2); -0.0002 (32.4); -0.0085 (1.0)
I-074: ¹ H-NMR(400.0 MHz, CDCl ₃): δ = 7.8584 (1.9); 7.8548 (3.5); 7.8511 (2.0); 7.8389 (2.0); 7.8353 (3.5); 7.8316 (2.1); 7.8266 (0.6); 7.6330 (0.9); 7.6292 (1.0); 7.6268 (1.1); 7.6230 (1.1); 7.6195 (1.2); 7.6157 (1.3); 7.6131 (1.4); 7.6113 (1.5); 7.6095

(1.5); 7.6076 (1.4); 7.6051 (1.2); 7.6013 (1.1); 7.5978 (1.2); 7.5940 (1.2); 7.5916 (1.2); 7.5879 (1.0); 7.5213 (1.2); 7.5200 (1.2); 7.5179 (1.3); 7.5147 (1.8); 7.5112 (1.8); 7.5082 (1.2); 7.5046 (1.0); 7.4993 (1.2); 7.4957 (1.3); 7.4926 (1.7); 7.4890 (1.7); 7.4861 (1.0); 7.4825 (0.9); 7.2610 (107.2); 7.2001 (0.8); 7.1836 (1.0); 7.1635 (0.8); 7.1597 (0.6); 6.9970 (0.6); 5.9787 (0.9); 5.9749 (1.1); 5.9723 (1.0); 5.9687 (1.0); 5.9648 (1.2); 5.9611 (1.4); 5.9586 (1.3); 5.9547 (1.4); 5.9524 (1.2); 5.9485 (1.2); 5.9460 (1.1); 5.9421 (1.1); 5.9384 (1.2); 5.9346 (1.3); 5.9321 (1.3); 5.9284 (1.3); 5.8961 (1.7); 5.8904 (2.2); 5.8848 (1.3); 5.8822 (1.1); 5.8765 (1.5); 5.8710 (0.9); 5.8086 (1.1); 5.8029 (2.0); 5.7972 (1.3); 5.7948 (1.1); 5.7891 (1.7); 5.7836 (1.0); 5.0227 (0.9); 5.0138 (1.0); 4.2299 (1.8); 4.2120 (5.7); 4.1942 (7.5); 4.1766 (7.5); 4.1588 (5.8); 4.1409 (2.0); 3.8802 (2.7); 3.8661 (2.8); 3.8370 (3.1); 3.8230 (3.1); 3.5297 (0.6); 3.5204 (0.8); 3.5176 (0.9); 3.5146 (1.0); 3.5034 (1.2); 3.4957 (1.0); 3.4930 (0.9); 3.4834 (0.7); 3.2515 (2.9); 3.2397 (2.8); 3.2083 (2.6); 3.1964 (2.5); 2.5642 (0.7); 2.5431 (1.2); 2.5292 (0.8); 2.5220 (0.8); 2.5082 (1.4); 2.5036 (0.8); 2.4870 (0.8); 2.4824 (1.3); 2.4686 (0.9); 2.4612 (0.8); 2.4474 (1.4); 2.4262 (0.8); 1.9711 (0.7); 1.9630 (3.1); 1.9521 (0.7); 1.9360 (0.6); 1.9266 (1.1); 1.9171 (0.6); 1.8855 (0.8); 1.8759 (1.2); 1.8664 (0.8); 1.8506 (0.6); 1.8409 (1.1); 1.8314 (0.6); 1.7366 (15.6); 1.7249 (16.0); 1.5804 (1.1); 1.3233 (6.2); 1.3162 (0.6); 1.3054 (13.1); 1.2985 (1.0); 1.2903 (8.0); 1.2876 (7.0); 1.2724 (13.4); 1.2592 (1.2); 1.2546 (6.2); 1.2430 (0.8); 0.0079 (2.0); -0.0002 (61.5); -0.0085 (2.2)

I-075: ¹H-NMR(400.0 MHz, CDCl₃):

δ= 7.7247 (1.3); 7.7215 (2.4); 7.7180 (1.7); 7.7129 (1.1); 7.7097 (1.1); 7.7070 (1.2); 7.7004 (1.7); 7.6971 (2.6); 7.6938 (1.7); 7.6208 (1.2); 7.6176 (1.1); 7.6149 (1.2); 7.6110 (1.0); 7.6088 (1.1); 7.6025 (1.5); 7.5986 (1.9); 7.5951 (1.3); 7.5925 (1.2); 7.5885 (1.0); 7.5865 (1.0); 7.5826 (0.9); 7.5803 (0.9); 7.5766 (0.8); 7.4326 (0.5); 7.4297 (0.6); 7.4268 (0.6); 7.4145 (1.8); 7.4119 (2.0); 7.4091 (1.8); 7.3958 (1.5); 7.3929 (1.6); 7.3899 (1.4); 7.2658 (10.1); 7.2373 (1.3); 7.2161 (0.8); 6.0359 (0.7); 6.0331 (0.9); 6.0297 (0.8); 6.0228 (1.2); 6.0192 (1.4); 6.0059 (0.9); 6.0030 (1.0); 5.9998 (1.0); 5.9963 (0.8); 5.9926 (0.8); 5.9887 (0.9); 5.9863 (0.9); 5.9826 (0.8); 5.9404 (0.7); 5.9349 (1.3); 5.9291 (0.8); 5.9211 (1.0); 5.9155 (0.6); 5.8562 (0.7); 5.8506 (1.3); 5.8447 (0.8); 5.8368 (1.1); 5.8309 (0.8); 5.8242 (0.5); 5.0206 (0.8); 5.0121 (0.8); 4.1507 (1.1); 4.1328 (3.4); 4.1150 (3.4); 4.0971 (1.2); 3.8717 (0.6); 3.8596 (0.6); 3.8397 (3.6); 3.8281 (0.8); 3.8160 (1.0); 3.8101 (0.5); 3.7964 (4.2); 3.7884 (0.5); 3.5887 (0.9); 3.5825 (0.9); 3.5671 (0.5); 3.2333 (1.4); 3.2294 (2.3); 3.2190 (2.1); 3.1861 (2.1); 3.1756 (1.9); 2.5832 (0.8); 2.5691 (0.6); 2.5621 (0.5); 2.5481 (0.9); 2.5273 (0.8); 2.5066 (0.8); 2.4924 (0.6); 2.4714 (0.9); 2.0464 (14.9); 2.0267 (0.5); 2.0171 (0.9); 1.9820 (0.7); 1.9168 (0.5); 1.9076 (0.9); 1.8985 (0.5); 1.8726 (0.8); 1.7398 (16.0); 1.7328 (12.3); 1.2774 (4.0); 1.2596 (8.1); 1.2417 (4.0); -0.0002 (8.4)

I-076: ¹H-NMR(400.0 MHz, CDCl₃):

δ= 7.3720 (0.7); 7.3514 (0.7); 7.2610 (48.5); 7.2126 (1.4); 7.2069 (1.7); 7.2021 (2.3); 7.1964 (3.0); 7.1935 (2.8); 7.1875 (2.3); 7.1828 (2.3); 7.1772 (1.7); 6.9590 (0.6); 6.9520 (1.0); 6.9464 (1.0); 6.9432 (0.7); 6.9373 (1.0); 6.9315 (1.5); 6.9250 (1.0); 6.9158 (0.5); 6.9099 (0.7); 6.0355 (0.5); 6.0280 (0.6); 6.0246 (0.8); 6.0211 (0.6); 6.0141 (1.0); 6.0107 (1.1); 6.0076 (1.1); 6.0043 (1.0); 6.0010 (0.7); 5.9974 (0.6); 5.9944 (0.6); 5.9910 (0.6); 5.9302 (0.6); 5.9247 (1.0); 5.9190 (0.6); 5.9109 (0.8); 5.8650 (0.7); 5.8594 (1.3); 5.8537 (0.8); 5.8455 (0.8); 5.0902 (0.6); 5.0694 (0.6); 4.3249 (0.9); 4.3131 (1.6); 4.3099 (1.1); 4.3061 (0.5); 4.3002 (1.7); 4.2981 (1.9); 4.2891 (2.2); 4.2760 (2.1); 4.2703 (0.6); 4.2659 (1.2); 4.2590 (1.1); 4.2507 (1.1); 4.2469 (1.2); 4.2392 (0.8); 3.9972 (1.6); 3.9522 (2.3); 3.7620 (1.1); 3.7594 (1.1); 3.7517 (2.3); 3.7456 (2.2); 3.7168 (0.8); 3.7142 (0.8); 3.7067 (1.6); 3.7005 (1.6); 3.6396 (2.3); 3.6279 (3.3); 3.6187 (2.0); 3.6161 (2.4); 3.6072 (4.0); 3.5955 (3.7); 3.5837 (2.5); 3.5720 (1.2); 3.4020 (16.0); 3.3983 (3.0); 3.3879 (7.0); 3.3844 (15.9); 3.3798 (1.8); 3.3768 (6.2); 2.9574 (0.6); 2.8845 (0.5); 2.7276 (0.6); 2.5468 (0.7); 2.5324 (0.6); 2.5257 (0.5); 2.5114 (0.8); 2.4768 (0.8); 2.4624 (0.5); 2.4416 (0.9); 2.0103 (0.7); 1.9832 (0.6); 1.9785 (1.0); 1.9746 (0.9); 1.9515 (0.6); 1.9434 (0.7); 1.4320 (0.7); 0.0080 (0.9); -0.0002 (28.2); -0.0085 (1.0)

I-077: ¹H-NMR(400.0 MHz, CDCl₃):

δ= 7.5190 (1.0); 7.3767 (1.3); 7.3556 (1.4); 7.3101 (0.6); 7.2601 (178.1); 7.2248 (0.7); 7.2116 (2.5); 7.2058 (3.4); 7.2010 (4.9); 7.1952 (6.2); 7.1922 (5.6); 7.1863 (4.8); 7.1817 (4.7); 7.1760 (3.5); 7.1632 (0.6); 6.9961 (1.2); 6.9680 (0.8); 6.9587 (1.1); 6.9522 (2.1); 6.9464 (2.0); 6.9407 (1.2); 6.9370 (2.0); 6.9310 (3.0); 6.9251 (2.1); 6.9154 (1.0); 6.9096 (1.4); 6.9038 (0.7); 6.7595 (0.6); 6.0580 (0.5); 6.0537 (0.6); 6.0475 (0.9); 6.0436 (0.9); 6.0403 (0.9); 6.0377 (0.9); 6.0336 (1.0); 6.0269 (1.5); 6.0231 (1.5); 6.0202 (1.1); 6.0166 (1.2); 6.0129 (2.1); 6.0096 (2.2); 6.0065 (2.2); 6.0031 (2.1); 5.9996 (1.4); 5.9961 (1.3); 5.9931 (1.2); 5.9897 (1.1); 5.9261 (1.1); 5.9207 (2.0); 5.9150 (1.3); 5.9126 (1.1); 5.9069 (1.6); 5.9013 (0.9); 5.8707 (0.8); 5.8618 (1.3); 5.8563 (2.4); 5.8507 (1.5); 5.8422 (1.6); 5.8366 (0.9); 5.8190 (0.8); 5.8132 (0.5); 5.8051 (0.7); 5.1088 (0.6); 5.0877 (1.2); 5.0656 (1.3); 4.4386 (0.6); 4.4266 (0.6); 4.4143 (0.6); 4.3372 (0.5); 4.3191 (1.8); 4.3075 (4.1); 4.2965 (4.2); 4.2920 (2.8); 4.2901 (2.6); 4.2849 (2.5); 4.2827 (3.0); 4.2793 (3.2); 4.2751 (2.7); 4.2666 (3.5); 4.2614

(1.0); 4.2531 (1.5); 4.2496 (1.5); 4.2404 (1.7); 4.2379 (1.6); 4.2272 (1.0); 3.9944 (3.0); 3.9495 (4.2); 3.8094 (0.6); 3.8035 (0.8); 3.7975 (0.7); 3.7913 (0.6); 3.7819 (0.5); 3.7692 (0.8); 3.7614 (2.2); 3.7588 (2.4); 3.7508 (4.5); 3.7443 (4.2); 3.7308 (0.8); 3.7160 (1.8); 3.7138 (1.9); 3.7059 (3.6); 3.6992 (3.1); 3.6758 (4.3); 3.6638 (6.1); 3.6556 (4.1); 3.6518 (4.5); 3.6431 (5.3); 3.6380 (1.7); 3.6315 (5.7); 3.6191 (2.9); 3.6075 (2.2); 3.5958 (1.5); 3.5837 (1.5); 3.5762 (1.8); 3.5725 (3.0); 3.5625 (1.1); 3.5581 (3.5); 3.5550 (8.0); 3.5470 (1.7); 3.5377 (10.6); 3.5296 (3.3); 3.5208 (6.8); 3.5121 (3.0); 3.5037 (2.1); 3.4946 (0.9); 2.9572 (0.8); 2.8846 (0.6); 2.7503 (0.5); 2.7425 (0.8); 2.7300 (1.2); 2.7275 (1.2); 2.7150 (0.8); 2.7062 (0.6); 2.6943 (0.7); 2.5652 (0.8); 2.5442 (1.4); 2.5299 (1.1); 2.5233 (1.0); 2.5090 (1.6); 2.4941 (0.9); 2.4879 (1.0); 2.4731 (1.6); 2.4588 (1.0); 2.4522 (0.9); 2.4379 (1.8); 2.4171 (0.8); 2.0162 (0.8); 2.0083 (1.5); 2.0004 (0.9); 1.9848 (1.0); 1.9770 (1.9); 1.9731 (1.6); 1.9687 (1.4); 1.9569 (0.5); 1.9498 (0.9); 1.9420 (1.5); 1.9334 (1.0); 1.8731 (0.5); 1.4319 (1.4); 1.3790 (0.6); 1.2858 (0.5); 1.2552 (1.2); 1.2434 (1.1); 1.2371 (7.7); 1.2321 (3.9); 1.2285 (2.4); 1.2240 (8.7); 1.2221 (6.0); 1.2196 (15.7); 1.2146 (7.4); 1.2112 (3.4); 1.2065 (16.0); 1.2048 (8.9); 1.2021 (8.7); 1.1971 (3.8); 1.1938 (1.8); 1.1890 (7.5); 1.1740 (0.7); 0.0691 (1.0); 0.0080 (3.4); -0.0002 (107.4); -0.0085 (3.7)

I-078: ¹H-NMR(400.0 MHz, CDCl₃):

δ= 7.3544 (0.6); 7.3367 (0.6); 7.2605 (63.5); 7.2124 (1.3); 7.2066 (1.6); 7.2013 (2.2); 7.1959 (3.0); 7.1931 (2.9); 7.1872 (2.4); 7.1819 (2.5); 7.1765 (1.8); 6.9618 (0.6); 6.9599 (0.6); 6.9559 (0.8); 6.9537 (0.9); 6.9501 (0.8); 6.9471 (0.9); 6.9443 (0.7); 6.9403 (1.0); 6.9383 (1.1); 6.9344 (1.3); 6.9324 (1.4); 6.9286 (0.9); 6.9265 (0.9); 6.9187 (0.5); 6.9166 (0.5); 6.9128 (0.6); 6.9108 (0.6); 6.0409 (0.5); 6.0357 (0.6); 6.0302 (0.5); 6.0263 (0.6); 6.0229 (0.8); 6.0116 (1.0); 6.0083 (1.0); 6.0050 (1.0); 5.9970 (0.6); 5.9940 (0.6); 5.9906 (0.5); 5.9376 (0.6); 5.9322 (1.0); 5.9266 (0.6); 5.9184 (0.7); 5.8737 (0.8); 5.8682 (1.0); 5.8626 (0.6); 5.8600 (0.7); 5.8545 (0.8); 5.0905 (0.6); 5.0720 (0.6); 4.3434 (2.1); 4.3389 (0.7); 4.3264 (4.6); 4.3220 (2.2); 4.3093 (2.5); 4.3050 (4.0); 4.2912 (1.0); 4.2881 (2.0); 4.2803 (0.9); 4.2743 (1.6); 4.2633 (1.6); 4.2573 (0.8); 4.2464 (0.8); 4.0020 (1.2); 3.9948 (0.9); 3.9565 (1.7); 3.9494 (1.2); 3.9417 (0.6); 3.7616 (1.6); 3.7537 (2.6); 3.7487 (2.2); 3.7454 (1.0); 3.7164 (1.0); 3.7087 (1.7); 3.7036 (1.5); 3.5715 (0.6); 3.5654 (0.6); 3.5553 (0.6); 3.5500 (0.6); 2.9624 (1.1); 2.8882 (0.9); 2.7851 (2.0); 2.7681 (4.5); 2.7618 (0.8); 2.7492 (4.5); 2.7445 (1.3); 2.7323 (2.6); 2.7274 (1.8); 2.7204 (0.7); 2.7168 (1.8); 2.7106 (1.0); 2.6998 (1.4); 2.5562 (0.7); 2.5419 (0.5); 2.5208 (0.8); 2.4896 (0.8); 2.4752 (0.6); 2.4543 (0.8); 2.1848 (0.9); 2.1830 (1.1); 2.1725 (2.4); 2.1677 (14.5); 2.1624 (2.4); 2.1508 (16.0); 2.1406 (6.2); 2.1093 (2.0); 2.0256 (0.7); 1.9983 (0.8); 1.9904 (1.4); 1.9823 (0.9); 1.9632 (0.5); 1.9552 (0.7); 1.9470 (0.6); 1.4319 (0.8); 1.2568 (0.5); 0.0079 (1.1); -0.0002 (36.5); -0.0085 (1.4)

I-079: ¹H-NMR(400.0 MHz, CDCl₃):

δ= 7.9507 (1.3); 7.9465 (2.9); 7.9421 (3.4); 7.9378 (3.6); 7.9367 (3.6); 7.9335 (3.4); 7.9295 (2.0); 7.8705 (1.0); 7.8675 (1.2); 7.8662 (1.2); 7.8630 (1.8); 7.8597 (1.5); 7.8582 (1.7); 7.8551 (2.2); 7.8506 (2.4); 7.8477 (2.1); 7.8431 (2.2); 7.8397 (1.7); 7.8384 (2.0); 7.8353 (2.4); 7.8307 (1.6); 7.8279 (0.9); 7.7269 (0.7); 7.7238 (1.4); 7.7202 (1.5); 7.7151 (1.3); 7.7105 (2.0); 7.7081 (2.1); 7.7045 (2.1); 7.7008 (2.0); 7.6958 (1.6); 7.6915 (2.4); 7.6871 (1.4); 7.5671 (1.0); 7.5657 (1.1); 7.5635 (1.1); 7.5622 (1.1); 7.5563 (1.6); 7.5546 (2.0); 7.5528 (1.6); 7.5461 (1.9); 7.5438 (1.9); 7.5349 (3.2); 7.5278 (1.0); 7.5265 (1.0); 7.5242 (0.9); 7.5171 (1.1); 7.5153 (1.4); 7.2623 (48.6); 7.1621 (0.6); 7.1496 (0.8); 7.1284 (0.7); 6.7840 (0.7); 6.7632 (0.7); 6.0105 (0.6); 6.0062 (0.7); 6.0045 (0.7); 5.9966 (1.6); 5.9923 (2.1); 5.9907 (1.8); 5.9862 (1.8); 5.9811 (1.3); 5.9785 (1.8); 5.9746 (1.4); 5.9725 (1.6); 5.9687 (1.0); 5.9662 (0.9); 5.9624 (0.8); 5.9587 (0.9); 5.9549 (1.0); 5.9524 (1.0); 5.9486 (0.9); 5.9239 (0.9); 5.9184 (1.6); 5.9128 (1.0); 5.9103 (0.7); 5.9046 (1.2); 5.8990 (0.7); 5.8925 (0.7); 5.8868 (1.2); 5.8810 (0.7); 5.8787 (0.6); 5.8729 (1.0); 5.8672 (0.5); 5.8321 (0.8); 5.8265 (1.6); 5.8207 (1.0); 5.8182 (1.0); 5.8125 (1.7); 5.8069 (1.0); 5.8030 (0.7); 5.7971 (1.0); 5.7913 (0.5); 5.1129 (0.5); 5.1064 (0.6); 5.1002 (0.6); 5.0941 (0.5); 5.0445 (0.5); 5.0238 (1.0); 4.4286 (1.5); 4.4192 (1.5); 4.4152 (2.1); 4.4142 (2.0); 4.4058 (1.8); 4.4043 (2.0); 4.4002 (1.8); 4.3915 (1.7); 4.3868 (2.0); 4.3855 (2.0); 4.3740 (2.9); 4.3713 (2.4); 4.3696 (2.6); 4.3663 (1.9); 4.3579 (2.6); 4.3541 (2.0); 4.3522 (2.3); 4.3498 (2.8); 4.3377 (3.2); 4.3329 (1.7); 4.3212 (1.8); 3.8634 (1.8); 3.8573 (2.0); 3.8536 (3.0); 3.8501 (2.9); 3.8201 (2.2); 3.8140 (2.4); 3.8104 (3.8); 3.8069 (3.6); 3.8001 (0.8); 3.7943 (0.7); 3.7883 (0.8); 3.7827 (0.8); 3.7769 (0.6); 3.7711 (0.6); 3.7669 (0.6); 3.7608 (0.7); 3.7567 (2.1); 3.7541 (2.2); 3.7491 (0.7); 3.7423 (2.8); 3.7400 (3.5); 3.7288 (1.8); 3.7257 (1.8); 3.7199 (3.6); 3.7056 (3.6); 3.6971 (2.3); 3.6917 (3.2); 3.6821 (4.0); 3.6680 (3.4); 3.6537 (2.1); 3.5947 (0.5); 3.5918 (0.5); 3.5859 (0.7); 3.5768 (1.0); 3.5739 (1.0); 3.5650 (0.7); 3.5593 (0.5); 3.5564 (0.5); 3.5501 (0.5); 3.2396 (2.6); 3.2342 (3.0); 3.2263 (2.8); 3.1962 (2.3); 3.1910 (2.7); 3.1831 (2.5); 2.7135 (0.5); 2.7113 (0.6); 2.6991 (0.5); 2.6949 (0.5); 2.6908 (0.5); 2.6828 (0.6); 2.6785 (0.5); 2.6741 (0.5); 2.6621 (0.6); 2.6597 (0.6); 2.6477 (0.5); 2.6391 (0.5); 2.6014 (0.6); 2.5803 (1.1); 2.5663 (0.8); 2.5590 (0.7); 2.5451 (1.2); 2.5362 (0.6); 2.5239 (0.7); 2.5150 (1.1); 2.5011 (0.8); 2.4938 (0.7); 2.4799 (1.2); 2.4587 (0.6); 2.0109 (0.6); 2.0014 (1.0); 1.9919 (0.6); 1.9758 (0.5); 1.9662 (0.9); 1.9565 (0.9); 1.9211 (0.6); 1.9186 (0.7); 1.9094 (1.3); 1.8993 (1.0);

1.8881 (0.5); 1.8835 (0.6); 1.8739 (0.9); 1.8641 (1.0); 1.8291 (0.6); 1.7417 (15.0); 1.7337 (16.0); 1.7271 (15.9); 1.5745 (9.2); 1.2845 (0.8); 0.0079 (1.1); -0.0002 (34.2); -0.0085 (1.4)
I-080: ¹ H-NMR(400.0 MHz, CDCl ₃): δ = 7.9522 (1.0); 7.9484 (1.8); 7.9437 (1.9); 7.9353 (3.2); 7.8722 (0.7); 7.8689 (1.0); 7.8641 (1.1); 7.8604 (1.1); 7.8558 (1.3); 7.8524 (1.9); 7.8487 (2.0); 7.8451 (1.5); 7.8404 (1.2); 7.8359 (1.3); 7.8327 (1.3); 7.7258 (0.6); 7.7225 (1.3); 7.7191 (1.3); 7.7146 (1.0); 7.7113 (1.6); 7.7075 (1.8); 7.7032 (1.8); 7.6996 (1.6); 7.6952 (1.2); 7.6919 (1.9); 7.6885 (1.8); 7.5645 (1.0); 7.5618 (0.9); 7.5525 (1.3); 7.5450 (1.6); 7.5421 (1.5); 7.5330 (2.0); 7.5252 (0.8); 7.5212 (0.8); 7.5149 (0.9); 7.2614 (46.2); 7.1924 (0.6); 6.7714 (0.6); 6.7513 (0.6); 5.9843 (0.6); 5.9799 (0.6); 5.9764 (1.5); 5.9720 (1.7); 5.9705 (1.7); 5.9661 (1.5); 5.9626 (1.3); 5.9584 (1.4); 5.9565 (1.4); 5.9523 (1.6); 5.9483 (0.7); 5.9458 (0.7); 5.9418 (0.6); 5.9383 (0.7); 5.9343 (0.7); 5.9320 (0.7); 5.9281 (0.6); 5.9037 (0.7); 5.8982 (1.2); 5.8926 (0.7); 5.8843 (0.9); 5.8702 (0.6); 5.8645 (1.0); 5.8587 (0.6); 5.8506 (0.8); 5.8126 (0.7); 5.8070 (1.2); 5.8012 (0.7); 5.7988 (0.7); 5.7934 (1.3); 5.7880 (1.3); 5.7824 (0.5); 5.7743 (0.7); 5.1013 (0.5); 5.0958 (0.6); 5.0909 (0.6); 5.0857 (0.5); 5.0108 (0.8); 3.8611 (1.6); 3.8557 (1.6); 3.8512 (2.2); 3.8460 (2.0); 3.8178 (1.8); 3.8124 (1.8); 3.8080 (2.5); 3.8029 (2.3); 3.7658 (0.6); 3.7568 (15.3); 3.7439 (0.6); 3.7380 (0.7); 3.7265 (14.8); 3.7108 (0.6); 3.6989 (9.8); 3.6820 (10.6); 3.5219 (0.7); 3.2369 (2.5); 3.2323 (2.3); 3.2235 (2.1); 3.1936 (2.2); 3.1891 (2.0); 3.1803 (1.8); 2.6383 (0.5); 2.5534 (0.8); 2.5395 (0.6); 2.5185 (1.0); 2.4974 (0.5); 2.4855 (0.8); 2.4716 (0.6); 2.4506 (1.0); 1.9678 (0.8); 1.9326 (0.8); 1.8955 (0.5); 1.8874 (0.6); 1.8777 (0.9); 1.8680 (0.5); 1.8427 (0.8); 1.8349 (0.6); 1.8016 (0.5); 1.7397 (11.5); 1.7313 (14.4); 1.7272 (12.5); 1.5626 (16.0); 0.0079 (1.2); -0.0002 (33.7); -0.0085 (1.1)
I-081: ¹ H-NMR(400.0 MHz, CDCl ₃): δ = 7.9567 (0.9); 7.9527 (1.5); 7.9496 (1.0); 7.9395 (2.4); 7.9356 (3.2); 7.8675 (0.7); 7.8644 (0.9); 7.8601 (1.5); 7.8562 (1.4); 7.8527 (1.2); 7.8474 (1.1); 7.8445 (1.1); 7.8434 (1.1); 7.8402 (1.7); 7.8363 (1.6); 7.8329 (1.3); 7.7226 (0.8); 7.7194 (0.8); 7.7150 (0.5); 7.7073 (1.9); 7.7032 (1.7); 7.7002 (1.0); 7.6957 (0.6); 7.6878 (1.7); 7.5659 (0.7); 7.5615 (0.6); 7.5513 (1.6); 7.5497 (1.3); 7.5475 (1.3); 7.5417 (1.0); 7.5317 (2.4); 7.5214 (0.7); 7.5121 (1.0); 7.2625 (34.0); 7.1753 (0.7); 6.7707 (0.5); 6.7495 (0.5); 5.9959 (0.7); 5.9905 (1.4); 5.9861 (1.1); 5.9810 (0.8); 5.9768 (1.1); 5.9708 (1.0); 5.9669 (1.0); 5.9636 (0.7); 5.9611 (0.6); 5.9571 (0.6); 5.9535 (0.6); 5.9497 (0.7); 5.9472 (0.6); 5.9434 (0.6); 5.9022 (0.6); 5.8966 (1.1); 5.8910 (0.6); 5.8885 (0.5); 5.8828 (0.8); 5.8772 (0.5); 5.8683 (0.8); 5.8544 (0.7); 5.8090 (0.6); 5.8034 (1.1); 5.7974 (1.0); 5.7898 (1.1); 5.7838 (0.8); 5.7775 (0.6); 5.0183 (0.6); 5.0149 (0.6); 5.0099 (0.6); 5.0063 (0.5); 4.3161 (1.0); 4.3092 (1.1); 4.3049 (1.8); 4.2968 (1.9); 4.2924 (1.2); 4.2857 (1.3); 4.2741 (1.8); 4.2716 (1.2); 4.2633 (1.6); 4.2603 (2.0); 4.2563 (0.9); 4.2529 (1.4); 4.2507 (1.2); 4.2443 (1.6); 4.2395 (1.0); 4.2337 (1.5); 4.2262 (1.1); 4.2213 (0.8); 4.2155 (0.7); 3.8592 (1.6); 3.8569 (2.4); 3.8477 (1.8); 3.8158 (1.9); 3.8137 (2.8); 3.8046 (2.1); 3.7790 (0.5); 3.7728 (0.5); 3.6447 (1.6); 3.6343 (2.2); 3.6314 (1.9); 3.6216 (1.4); 3.6203 (1.4); 3.6170 (1.4); 3.6139 (1.2); 3.6033 (3.0); 3.5909 (2.9); 3.5862 (2.0); 3.5799 (1.7); 3.5742 (2.6); 3.5626 (1.9); 3.4036 (16.0); 3.3851 (10.2); 3.3793 (15.4); 3.3695 (11.3); 3.2359 (2.3); 3.2295 (1.9); 3.2193 (1.9); 3.1925 (2.0); 3.1864 (1.7); 3.1761 (1.6); 2.6746 (0.5); 2.6623 (0.6); 2.5559 (0.7); 2.5420 (0.5); 2.5209 (0.8); 2.4925 (0.8); 2.4575 (0.8); 1.9760 (0.7); 1.9412 (0.7); 1.9320 (0.6); 1.8976 (0.7); 1.8876 (0.8); 1.8525 (0.9); 1.7389 (10.2); 1.7303 (12.6); 1.7233 (10.1); 1.5811 (11.6); 0.0079 (0.7); -0.0002 (24.0); -0.0085 (0.8)
I-082: ¹ H-NMR(400.0 MHz, CDCl ₃): δ = 7.7172 (1.0); 7.7138 (2.0); 7.7103 (1.3); 7.7067 (1.0); 7.7027 (2.5); 7.6989 (3.3); 7.6953 (1.8); 7.6337 (0.6); 7.6300 (0.6); 7.6275 (0.7); 7.6238 (0.7); 7.6207 (0.8); 7.6143 (1.3); 7.6109 (1.6); 7.6077 (1.2); 7.6048 (1.0); 7.6013 (0.8); 7.5981 (0.9); 7.5919 (1.2); 7.5881 (1.1); 7.4303 (0.7); 7.4270 (0.7); 7.4197 (0.9); 7.4168 (1.4); 7.4137 (1.6); 7.4112 (1.5); 7.4082 (1.3); 7.4006 (0.9); 7.3975 (1.0); 7.3949 (1.1); 7.3922 (0.9); 7.2614 (60.1); 7.1584 (0.7); 6.0023 (0.8); 5.9980 (0.9); 5.9962 (1.0); 5.9919 (1.1); 5.9884 (0.9); 5.9844 (0.9); 5.9808 (0.8); 5.9777 (0.9); 5.9743 (0.8); 5.9712 (1.0); 5.9655 (0.6); 5.9618 (0.5); 5.9581 (0.6); 5.9544 (0.6); 5.9517 (0.6); 5.9481 (0.5); 5.9040 (0.6); 5.8984 (1.1); 5.8928 (0.6); 5.8903 (0.5); 5.8846 (0.8); 5.8670 (0.7); 5.8531 (0.6); 5.8131 (0.6); 5.8075 (1.0); 5.8018 (0.6); 5.7994 (0.6); 5.7937 (1.0); 5.7898 (0.8); 5.7760 (0.6); 5.0149 (0.6); 5.0062 (0.6); 4.3172 (1.0); 4.3057 (1.6); 4.2964 (1.8); 4.2936 (1.4); 4.2877 (1.1); 4.2855 (1.2); 4.2775 (1.3); 4.2750 (1.9); 4.2642 (2.1); 4.2618 (1.3); 4.2575 (0.8); 4.2541 (1.4); 4.2520 (1.2); 4.2477 (0.9); 4.2451 (1.3); 4.2414 (1.2); 4.2368 (1.2); 4.2343 (0.9); 4.2286 (1.0); 4.2241 (0.7); 4.2180 (0.6); 3.8419 (1.3); 3.8378 (2.6); 3.8283 (1.7); 3.7986 (1.6); 3.7946 (3.1); 3.7852 (2.2); 3.7809 (0.6); 3.6436 (1.7); 3.6331 (2.1); 3.6306 (1.9); 3.6198 (2.5); 3.6170 (1.4); 3.6089 (1.5); 3.6044 (2.6); 3.5962 (1.6); 3.5928 (2.6); 3.5878 (1.9); 3.5802 (1.7); 3.5758 (2.6); 3.5643 (1.6); 3.4037 (15.0); 3.3853 (10.6); 3.3833 (16.0); 3.3711 (9.8); 3.2116 (2.0); 3.2053 (1.9); 3.1940 (1.7); 3.1682 (1.8); 3.1622 (1.6); 3.1508 (1.5); 2.5457 (0.7); 2.5107 (0.8); 2.4809 (0.8); 2.4460 (0.8); 1.9771 (0.7); 1.9420 (0.7); 1.8896 (0.8); 1.8546 (0.7); 1.7417 (9.5); 1.7326 (11.1);

1.7257 (10.1); 1.7164 (0.7); 1.5619 (12.4); 1.2588 (0.6); 0.8818 (0.8); 0.0080 (1.1); -0.0002 (33.9); -0.0085 (1.2)
I-083: ¹ H-NMR(400.0 MHz, CDCl ₃): δ = 7.7145 (1.5); 7.7111 (2.9); 7.7076 (2.6); 7.7042 (2.8); 7.7007 (4.0); 7.6974 (3.8); 7.6942 (1.9); 7.6325 (0.8); 7.6288 (0.9); 7.6263 (1.0); 7.6220 (1.4); 7.6179 (1.6); 7.6152 (1.8); 7.6116 (2.1); 7.6062 (1.4); 7.6039 (1.2); 7.5995 (1.5); 7.5955 (1.6); 7.5927 (1.8); 7.5892 (1.8); 7.5863 (1.0); 7.5830 (0.6); 7.4358 (0.6); 7.4326 (1.1); 7.4295 (1.1); 7.4263 (1.1); 7.4231 (1.5); 7.4205 (1.5); 7.4171 (2.2); 7.4136 (2.3); 7.4111 (1.6); 7.4073 (1.2); 7.4040 (1.6); 7.4010 (1.5); 7.3983 (1.6); 7.3954 (1.3); 7.3925 (0.9); 7.2611 (80.9); 7.1282 (0.8); 7.1150 (0.7); 6.7372 (0.6); 6.7178 (0.6); 6.0159 (0.5); 6.0098 (0.6); 6.0024 (1.3); 5.9978 (1.7); 5.9919 (1.3); 5.9898 (1.4); 5.9856 (1.6); 5.9791 (1.6); 5.9745 (0.9); 5.9717 (0.8); 5.9679 (0.8); 5.9643 (0.9); 5.9606 (0.9); 5.9580 (0.9); 5.9542 (0.8); 5.9249 (0.8); 5.9194 (1.6); 5.9138 (0.9); 5.9113 (0.7); 5.9055 (1.1); 5.9001 (0.6); 5.8910 (0.5); 5.8853 (1.0); 5.8795 (0.6); 5.8714 (0.8); 5.8352 (0.8); 5.8295 (1.5); 5.8238 (0.9); 5.8216 (0.8); 5.8156 (1.7); 5.8098 (1.6); 5.8038 (0.6); 5.8016 (0.5); 5.7957 (0.8); 5.2988 (1.6); 5.0980 (0.5); 5.0244 (0.9); 4.4288 (1.4); 4.4200 (1.5); 4.4151 (2.1); 4.4067 (1.9); 4.4052 (1.9); 4.4004 (1.7); 4.3908 (2.3); 4.3771 (2.6); 4.3755 (2.6); 4.3735 (2.3); 4.3675 (1.5); 4.3621 (2.7); 4.3532 (2.6); 4.3514 (2.3); 4.3393 (3.0); 4.3357 (1.5); 4.3241 (1.6); 3.8460 (1.5); 3.8393 (1.7); 3.8349 (2.8); 3.8311 (2.8); 3.8026 (1.9); 3.7958 (2.3); 3.7916 (3.6); 3.7881 (3.5); 3.7795 (0.7); 3.7633 (0.5); 3.7548 (2.1); 3.7530 (2.0); 3.7391 (3.7); 3.7270 (2.0); 3.7232 (3.8); 3.7089 (3.5); 3.6977 (2.3); 3.6950 (3.2); 3.6838 (3.6); 3.6697 (3.7); 3.6560 (1.8); 3.6037 (0.5); 3.6009 (0.5); 3.5977 (0.6); 3.5911 (0.6); 3.5886 (0.7); 3.5819 (1.0); 3.5789 (0.9); 3.5758 (1.0); 3.5693 (0.7); 3.5668 (0.7); 3.5602 (0.5); 3.5542 (0.5); 3.2152 (2.2); 3.2096 (2.8); 3.2009 (2.6); 3.1718 (1.9); 3.1664 (2.4); 3.1577 (2.3); 2.6643 (0.5); 2.5940 (0.6); 2.5729 (1.0); 2.5589 (0.7); 2.5517 (0.6); 2.5377 (1.2); 2.5286 (0.6); 2.5165 (0.6); 2.5075 (1.1); 2.4935 (0.7); 2.4863 (0.6); 2.4723 (1.2); 2.4512 (0.6); 2.0111 (0.6); 2.0021 (1.0); 1.9929 (0.6); 1.9760 (0.5); 1.9670 (0.9); 1.9577 (0.5); 1.9200 (1.0); 1.9110 (1.1); 1.9068 (0.6); 1.9019 (0.6); 1.8849 (0.8); 1.8759 (0.9); 1.8667 (0.5); 1.8271 (0.5); 1.7443 (14.3); 1.7360 (13.4); 1.7291 (14.6); 1.5545 (16.0); 1.2641 (0.8); 1.2585 (0.7); 0.8818 (1.3); 0.8640 (0.5); 0.0080 (1.5); -0.0002 (46.5); -0.0085 (1.6)
I-084: ¹ H-NMR(400.0 MHz, CDCl ₃): δ = 7.7153 (1.1); 7.7120 (2.1); 7.7082 (1.6); 7.7029 (2.8); 7.6992 (3.5); 7.6958 (1.8); 7.6365 (0.6); 7.6329 (0.7); 7.6303 (0.8); 7.6266 (0.7); 7.6237 (0.8); 7.6199 (0.8); 7.6171 (1.1); 7.6139 (1.8); 7.6103 (1.6); 7.6078 (1.4); 7.6042 (1.2); 7.6012 (0.9); 7.5975 (0.8); 7.5946 (1.0); 7.5913 (1.2); 7.5879 (0.9); 7.5852 (0.7); 7.4317 (0.8); 7.4286 (0.8); 7.4255 (0.9); 7.4226 (1.1); 7.4196 (1.4); 7.4164 (1.8); 7.4131 (1.8); 7.4100 (1.4); 7.4064 (1.0); 7.4035 (1.1); 7.4005 (1.4); 7.3974 (1.4); 7.3943 (1.2); 7.3913 (0.7); 7.2620 (46.4); 7.1770 (0.7); 5.9835 (0.6); 5.9796 (1.0); 5.9772 (1.4); 5.9735 (1.1); 5.9700 (1.1); 5.9658 (1.1); 5.9632 (1.2); 5.9596 (1.2); 5.9566 (1.2); 5.9532 (0.7); 5.9505 (0.6); 5.9467 (0.6); 5.9431 (0.7); 5.9393 (0.7); 5.9367 (0.7); 5.9329 (0.6); 5.9054 (0.6); 5.8998 (1.2); 5.8942 (0.7); 5.8917 (0.5); 5.8860 (0.8); 5.8631 (0.8); 5.8491 (0.6); 5.8162 (0.6); 5.8106 (1.1); 5.8049 (0.7); 5.8026 (0.6); 5.7968 (1.0); 5.7917 (0.7); 5.7869 (0.7); 5.7730 (0.6); 5.2991 (1.5); 5.0075 (0.8); 3.8444 (1.2); 3.8385 (1.2); 3.8328 (2.1); 3.8279 (2.0); 3.8011 (1.4); 3.7951 (1.4); 3.7896 (2.4); 3.7847 (2.3); 3.7673 (0.5); 3.7572 (16.0); 3.7453 (0.5); 3.7390 (0.6); 3.7294 (15.7); 3.7195 (0.5); 3.7001 (8.2); 3.6847 (8.7); 3.5398 (0.5); 3.5372 (0.6); 3.5308 (0.8); 3.5278 (0.7); 3.5248 (0.8); 3.5184 (0.6); 3.5158 (0.5); 3.2135 (1.9); 3.2091 (2.2); 3.1993 (2.0); 3.1701 (1.6); 3.1659 (1.9); 3.1561 (1.8); 2.5441 (0.8); 2.5302 (0.6); 2.5231 (0.5); 2.5092 (0.9); 2.4753 (0.8); 2.4613 (0.6); 2.4403 (0.9); 1.9693 (0.8); 1.9343 (0.7); 1.9255 (0.6); 1.8902 (0.7); 1.8801 (1.1); 1.8707 (0.5); 1.8453 (0.7); 1.7428 (11.0); 1.7333 (10.6); 1.7295 (12.0); 1.5672 (7.5); 0.0080 (0.8); -0.0002 (27.0); -0.0085 (1.0)
I-085: ¹ H-NMR(400.0 MHz, CDCl ₃): δ = 7.9992 (5.1); 7.9959 (8.8); 7.9920 (5.6); 7.9745 (9.8); 7.9708 (11.6); 7.9670 (6.9); 7.8833 (3.3); 7.8792 (3.1); 7.8729 (6.6); 7.8695 (9.1); 7.8659 (7.9); 7.8531 (7.5); 7.8496 (9.8); 7.8459 (7.2); 7.7804 (3.4); 7.7683 (6.6); 7.7650 (11.5); 7.7617 (9.9); 7.7489 (8.1); 7.7455 (11.6); 7.7423 (7.0); 7.6111 (3.6); 7.5991 (10.0); 7.5915 (6.0); 7.5794 (16.0); 7.5720 (3.2); 7.5597 (7.2); 7.5187 (2.5); 7.3483 (2.8); 7.3269 (3.5); 7.3139 (3.1); 7.2977 (1.1); 7.2598 (412.8); 7.2101 (1.0); 6.9958 (2.2); 6.8311 (0.8); 6.8064 (1.6); 6.7859 (1.0); 6.0808 (1.2); 6.0700 (4.2); 6.0669 (5.3); 6.0533 (7.4); 6.0437 (3.4); 6.0399 (3.7); 6.0365 (3.8); 6.0335 (3.7); 6.0301 (3.4); 5.9726 (3.3); 5.9670 (5.9); 5.9613 (3.7); 5.9532 (4.6); 5.9476 (2.6); 5.9237 (1.4); 5.9180 (2.3); 5.9094 (4.2); 5.9038 (7.5); 5.8981 (4.4); 5.8899 (4.8); 5.8842 (2.7); 5.8668 (1.1); 5.8610 (2.1); 5.8546 (1.2); 5.8470 (1.8); 5.8413 (1.0); 5.2984 (3.0); 5.1902 (1.1); 5.1793 (1.1); 5.1585 (1.1); 5.1025 (2.5); 5.0819 (4.8); 5.0615 (2.4); 4.1494 (0.6); 4.1316 (1.6); 4.1136 (1.6); 4.0959 (0.6); 4.0726 (1.8); 4.0657 (1.7); 4.0450 (8.0); 4.0275 (2.3); 4.0202 (2.4); 3.9999 (11.2); 3.8517 (1.2); 3.8455 (1.2); 3.8357 (1.6); 3.8296 (1.9); 3.8235 (2.2); 3.8176 (2.1); 3.8090 (8.1); 3.8014 (12.9); 3.7917 (12.1); 3.7640 (5.5); 3.7563 (8.6); 3.7466 (8.6); 3.6075 (4.0); 3.6015 (4.0); 2.7933 (0.6); 2.7817 (0.7); 2.7733 (1.0); 2.7607 (1.1); 2.7583 (1.4); 2.7538 (0.6);

<p>2.7459 (1.6); 2.7377 (1.4); 2.7329 (1.1); 2.7305 (0.8); 2.7249 (1.4); 2.7118 (1.4); 2.7090 (1.3); 2.6971 (1.1); 2.6884 (1.1); 2.6766 (1.0); 2.6136 (2.1); 2.5927 (4.0); 2.5782 (2.9); 2.5717 (2.6); 2.5571 (4.4); 2.5397 (2.9); 2.5362 (2.9); 2.5191 (4.2); 2.5046 (3.1); 2.4982 (2.8); 2.4838 (4.7); 2.4629 (2.3); 2.1144 (1.1); 2.0634 (2.2); 2.0552 (4.0); 2.0446 (8.7); 2.0278 (2.1); 2.0197 (3.6); 2.0113 (2.5); 1.9978 (2.9); 1.9890 (4.8); 1.9809 (2.6); 1.9629 (2.6); 1.9536 (4.0); 1.9451 (3.1); 1.9330 (1.1); 1.9229 (1.1); 1.9107 (1.2); 1.8976 (1.0); 1.8873 (0.9); 1.8759 (0.8); 1.4319 (1.7); 1.2767 (2.2); 1.2589 (4.5); 1.2411 (2.1); 0.1461 (1.1); 0.0080 (9.0); -0.0002 (297.1); -0.0085 (11.0); -0.0498 (0.9); -0.1495 (1.0)</p>
<p>I-086: ¹H-NMR(400.0 MHz, CDCl₃): δ= 7.9889 (0.9); 7.9850 (1.6); 7.9807 (1.6); 7.9764 (2.4); 7.9723 (3.1); 7.9684 (1.6); 7.8930 (0.7); 7.8900 (0.9); 7.8854 (1.4); 7.8807 (1.5); 7.8775 (1.4); 7.8731 (1.3); 7.8702 (1.1); 7.8655 (1.6); 7.8608 (1.7); 7.8577 (1.5); 7.8530 (0.6); 7.7820 (0.9); 7.7787 (1.0); 7.7750 (0.6); 7.7714 (0.8); 7.7662 (1.7); 7.7626 (1.8); 7.7592 (1.3); 7.7556 (0.7); 7.7519 (1.0); 7.7480 (1.5); 7.6125 (0.6); 7.6091 (0.7); 7.5991 (1.3); 7.5939 (1.1); 7.5893 (1.2); 7.5794 (2.0); 7.5698 (0.6); 7.5598 (0.9); 7.3839 (0.6); 7.3622 (0.6); 7.2621 (36.8); 6.7728 (0.5); 6.0583 (0.5); 6.0566 (0.5); 6.0528 (0.7); 6.0488 (0.8); 6.0429 (0.9); 6.0388 (0.8); 6.0330 (0.8); 6.0291 (0.9); 6.0256 (0.6); 6.0221 (0.5); 6.0154 (1.0); 6.0122 (1.1); 6.0089 (1.0); 6.0023 (0.6); 5.9989 (0.6); 5.9957 (0.6); 5.9923 (0.5); 5.9341 (0.6); 5.9285 (1.0); 5.9229 (0.6); 5.9205 (0.5); 5.9148 (0.8); 5.8781 (0.7); 5.8641 (1.0); 5.8584 (1.2); 5.8527 (0.6); 5.8503 (0.5); 5.8445 (0.8); 5.8200 (0.8); 5.8061 (0.7); 5.0930 (0.6); 5.0708 (0.6); 4.3287 (0.9); 4.3169 (1.4); 4.3119 (0.9); 4.3051 (1.1); 4.2997 (2.2); 4.2884 (2.8); 4.2753 (2.1); 4.2711 (1.0); 4.2649 (1.4); 4.2600 (1.6); 4.2511 (1.6); 4.2470 (1.7); 4.2402 (1.0); 4.2378 (1.0); 4.2339 (0.8); 4.2269 (0.6); 4.0576 (0.9); 4.0510 (1.6); 4.0123 (1.3); 4.0060 (2.3); 3.8055 (1.8); 3.8031 (2.1); 3.7966 (2.5); 3.7897 (2.2); 3.7603 (1.1); 3.7578 (1.3); 3.7515 (1.6); 3.7446 (1.4); 3.6425 (1.9); 3.6308 (3.0); 3.6191 (2.4); 3.6092 (3.7); 3.5966 (3.4); 3.5948 (3.7); 3.5831 (3.2); 3.5709 (1.4); 3.4040 (13.8); 3.3877 (13.0); 3.3857 (16.0); 3.3753 (8.9); 2.7113 (0.6); 2.5480 (0.6); 2.5126 (0.7); 2.4733 (0.7); 2.4381 (0.8); 2.0155 (0.6); 1.9882 (0.9); 1.9797 (1.4); 1.9721 (0.7); 1.9532 (0.6); 1.9440 (0.8); 1.5683 (5.6); 0.8817 (0.5); 0.0079 (0.6); -0.0002 (21.0); -0.0084 (0.8)</p>
<p>I-087: ¹H-NMR(400.0 MHz, CDCl₃): δ= 7.9868 (1.0); 7.9827 (2.2); 7.9782 (2.5); 7.9740 (2.7); 7.9708 (2.4); 7.9671 (1.2); 7.8979 (0.7); 7.8948 (0.9); 7.8901 (0.9); 7.8860 (0.9); 7.8818 (1.2); 7.8778 (1.6); 7.8750 (1.9); 7.8705 (1.2); 7.8662 (1.0); 7.8620 (1.2); 7.8596 (1.1); 7.8572 (1.1); 7.8553 (1.0); 7.8526 (0.6); 7.821 (1.0); 7.7787 (1.0); 7.7740 (0.9); 7.7711 (1.5); 7.7674 (1.5); 7.7628 (1.4); 7.7592 (1.3); 7.7546 (1.2); 7.7516 (1.7); 7.7482 (1.6); 7.7454 (0.8); 7.6098 (0.8); 7.6016 (1.3); 7.5917 (1.3); 7.5900 (1.4); 7.5820 (2.0); 7.5721 (0.6); 7.5704 (0.7); 7.5623 (0.9); 7.3913 (0.6); 7.3705 (0.6); 7.2617 (41.4); 6.0405 (0.5); 6.0387 (0.5); 6.0342 (0.6); 6.0308 (0.6); 6.0267 (1.0); 6.0204 (0.8); 6.0145 (1.0); 6.0084 (0.9); 6.0034 (1.0); 6.0007 (1.1); 5.9975 (1.1); 5.9942 (1.0); 5.9882 (0.6); 5.9849 (0.6); 5.9816 (0.6); 5.9352 (0.6); 5.9297 (1.2); 5.9241 (0.7); 5.9217 (0.6); 5.9159 (0.8); 5.8738 (0.8); 5.8689 (0.8); 5.8641 (1.1); 5.8595 (0.9); 5.8553 (0.7); 5.8502 (0.8); 5.8176 (0.8); 5.8116 (0.5); 5.8036 (0.8); 5.0841 (0.6); 5.0682 (0.6); 4.0627 (0.6); 4.0576 (0.8); 4.0506 (1.7); 4.0173 (0.9); 4.0123 (1.2); 4.0055 (2.4); 3.8048 (2.3); 3.7991 (2.6); 3.7914 (2.5); 3.7848 (0.6); 3.7786 (0.5); 3.7749 (0.7); 3.7639 (14.9); 3.7540 (2.3); 3.7462 (2.5); 3.7418 (16.0); 3.7070 (9.8); 3.6950 (8.2); 3.5629 (0.6); 3.5553 (0.8); 3.5492 (0.8); 3.5423 (0.8); 3.5357 (0.6); 2.7256 (0.5); 2.5404 (0.7); 2.5260 (0.5); 2.5050 (0.8); 2.4701 (0.9); 2.4557 (0.6); 2.4349 (1.0); 2.0119 (0.7); 1.9765 (1.2); 1.9693 (1.2); 1.9646 (0.6); 1.9616 (0.6); 1.9425 (0.8); 1.9342 (0.8); 1.5596 (6.8); 0.0080 (0.7); -0.0002 (23.3); -0.0085 (0.9)</p>
<p>I-088: ¹H-NMR(400.0 MHz, CDCl₃): δ= 7.9802 (10.5); 7.9777 (11.3); 7.9743 (11.3); 7.9697 (9.6); 7.9657 (4.8); 7.8956 (2.9); 7.8916 (4.0); 7.8885 (5.3); 7.8841 (4.4); 7.8809 (5.8); 7.8760 (6.6); 7.8730 (6.0); 7.8686 (6.3); 7.8644 (5.0); 7.8611 (6.4); 7.8585 (4.8); 7.7828 (3.9); 7.7794 (4.2); 7.7745 (3.9); 7.7716 (6.1); 7.7681 (6.2); 7.7635 (5.7); 7.7599 (5.5); 7.7551 (4.9); 7.7521 (7.1); 7.7489 (6.6); 7.6108 (3.7); 7.6010 (5.5); 7.5910 (6.0); 7.5821 (8.8); 7.5715 (2.9); 7.5626 (3.8); 7.5203 (0.8); 7.3244 (1.9); 7.3113 (3.0); 7.2898 (2.2); 7.2614 (154.1); 6.9974 (0.9); 6.8076 (1.3); 6.7857 (2.2); 6.7625 (1.1); 6.0654 (1.8); 6.0596 (2.2); 6.0545 (2.7); 6.0514 (2.8); 6.0475 (3.9); 6.0410 (5.0); 6.0344 (4.3); 6.0297 (3.5); 6.0245 (4.7); 6.0213 (4.9); 6.0181 (4.6); 6.0115 (2.6); 6.0080 (2.7); 6.0049 (2.6); 6.0015 (2.3); 5.9532 (2.7); 5.9477 (4.7); 5.9420 (2.9); 5.9339 (3.5); 5.9284 (2.0); 5.9029 (1.5); 5.8972 (2.8); 5.8914 (1.8); 5.8891 (1.7); 5.8836 (4.2); 5.8784 (4.8); 5.8730 (2.7); 5.8649 (3.4); 5.8593 (2.0); 5.8455 (1.8); 5.8397 (3.3); 5.8338 (2.1); 5.8258 (3.0); 5.8200 (1.6); 5.2019 (0.5); 5.1959 (0.6); 5.1913 (0.7); 5.1862 (1.0); 5.1810 (1.2); 5.1672 (1.3); 5.1571 (1.4); 5.1526 (1.6); 5.1472 (1.5); 5.1422 (1.2); 5.1366 (1.0); 5.1318 (0.8); 5.1260 (1.2); 5.1208 (1.3); 5.0992 (2.6); 5.0806 (2.7); 4.4285 (7.9); 4.4146 (9.5); 4.4120 (6.5); 4.4030 (6.3); 4.4002 (11.3); 4.3895 (8.8); 4.3843 (7.4); 4.3747 (9.1); 4.3713 (6.2); 4.3614 (9.3); 4.3578 (5.4); 4.3458 (8.9); 4.3337 (4.6); 4.0592 (3.1); 4.0491 (6.3); 4.0139 (4.4); 4.0041 (9.0); 3.8477 (1.1); 3.8417 (1.5);</p>

3.8355 (1.7); 3.8295 (1.7); 3.8255 (2.1); 3.8194 (2.7); 3.8131 (3.6); 3.8072 (11.9); 3.8018 (11.4); 3.7952 (9.3); 3.7852 (1.3); 3.7620 (7.1); 3.7568 (7.4); 3.7501 (6.8); 3.7449 (9.6); 3.7333 (6.5); 3.7306 (10.0); 3.7288 (7.4); 3.7225 (10.8); 3.7168 (9.2); 3.7135 (3.3); 3.7083 (16.0); 3.7019 (7.7); 3.6944 (9.8); 3.6910 (9.0); 3.6877 (8.6); 3.6767 (7.0); 3.6739 (8.3); 3.6630 (4.9); 3.6216 (1.8); 3.6154 (2.5); 3.6089 (3.2); 3.6019 (3.4); 3.5947 (3.3); 3.5881 (2.7); 3.5819 (2.0); 2.7856 (1.4); 2.7732 (1.3); 2.7651 (1.5); 2.7526 (1.7); 2.7503 (1.8); 2.7416 (1.4); 2.7378 (1.7); 2.7298 (2.5); 2.7209 (1.4); 2.7173 (1.6); 2.7092 (1.4); 2.7065 (1.4); 2.6946 (1.2); 2.6857 (1.2); 2.6739 (1.1); 2.5988 (1.5); 2.5777 (2.9); 2.5633 (2.0); 2.5566 (1.8); 2.5422 (3.3); 2.5270 (1.9); 2.5212 (1.8); 2.5061 (3.4); 2.4916 (2.2); 2.4851 (2.0); 2.4707 (3.8); 2.4497 (1.8); 2.0453 (1.7); 2.0375 (2.9); 2.0296 (1.7); 2.0083 (2.7); 2.0003 (6.0); 1.9919 (2.8); 1.9784 (1.6); 1.9723 (1.9); 1.9646 (4.3); 1.9548 (2.1); 1.9430 (1.3); 1.9323 (1.4); 1.9284 (1.3); 1.9168 (1.1); 1.9064 (1.2); 1.8935 (1.5); 1.8815 (1.1); 1.8710 (1.0); 1.8595 (1.0); 1.5561 (14.6); 1.2561 (0.9); 0.0080 (3.0); -0.0002 (91.0); -0.0085 (3.5)

I-089: ¹H-NMR(400.0 MHz, CDCl₃):

δ= 7.7480 (2.9); 7.7449 (6.1); 7.7417 (6.7); 7.7382 (6.7); 7.7344 (6.2); 7.7307 (3.0); 7.6680 (1.4); 7.6641 (1.6); 7.6617 (1.9); 7.6583 (2.7); 7.6546 (2.5); 7.6522 (2.9); 7.6484 (3.3); 7.6460 (3.1); 7.6422 (2.7); 7.6399 (2.2); 7.6364 (2.8); 7.6328 (2.5); 7.6303 (2.8); 7.6266 (3.0); 7.6241 (1.6); 7.6205 (1.1); 7.5200 (0.6); 7.4964 (1.7); 7.4932 (1.9); 7.4901 (1.9); 7.4873 (2.8); 7.4844 (2.9); 7.4811 (3.5); 7.4779 (3.9); 7.4748 (2.9); 7.4712 (2.0); 7.4683 (2.8); 7.4654 (2.9); 7.4623 (2.9); 7.4592 (2.4); 7.4565 (1.4); 7.3183 (1.0); 7.3110 (1.0); 7.2966 (1.7); 7.2744 (1.3); 7.2612 (102.3); 6.9971 (0.6); 6.7656 (0.7); 6.7434 (1.0); 6.7211 (0.6); 6.0721 (0.9); 6.0679 (1.1); 6.0662 (1.1); 6.0618 (1.1); 6.0585 (1.5); 6.0540 (1.9); 6.0481 (1.9); 6.0454 (2.1); 6.0412 (1.9); 6.0392 (2.2); 6.0350 (2.0); 6.0291 (2.4); 6.0257 (2.5); 6.0225 (2.4); 6.0161 (1.4); 6.0128 (1.4); 6.0095 (1.4); 6.0062 (1.2); 5.9552 (1.4); 5.9496 (2.5); 5.9439 (1.6); 5.9358 (1.9); 5.9304 (1.1); 5.9014 (0.7); 5.8956 (1.4); 5.8873 (1.9); 5.8817 (3.2); 5.8760 (2.0); 5.8678 (1.8); 5.8622 (1.0); 5.8443 (0.9); 5.8385 (1.7); 5.8326 (1.1); 5.8306 (1.0); 5.8246 (1.5); 5.8188 (0.8); 5.2990 (0.5); 5.1822 (0.6); 5.1717 (0.7); 5.1674 (0.6); 5.1628 (0.7); 5.1571 (0.7); 5.1527 (0.8); 5.1474 (0.7); 5.1424 (0.6); 5.1262 (0.6); 5.1212 (0.7); 5.0983 (1.5); 5.0794 (1.5); 5.0592 (0.6); 4.4290 (4.5); 4.4218 (0.8); 4.4172 (3.8); 4.4151 (5.2); 4.4123 (3.6); 4.4060 (3.1); 4.4012 (6.5); 4.3926 (4.8); 4.3872 (3.9); 4.3777 (3.6); 4.3745 (4.6); 4.3635 (4.3); 4.3588 (2.7); 4.3499 (2.7); 4.3475 (4.4); 4.3363 (2.2); 4.0552 (1.1); 4.0492 (1.4); 4.0375 (3.5); 4.0098 (1.6); 4.0039 (2.0); 3.9924 (4.9); 3.8489 (0.6); 3.8428 (0.8); 3.8366 (0.9); 3.8305 (0.8); 3.8270 (1.2); 3.8211 (1.4); 3.8150 (1.4); 3.8090 (1.0); 3.8051 (0.7); 3.7992 (0.7); 3.7933 (0.8); 3.7834 (5.1); 3.7779 (5.4); 3.7708 (4.6); 3.7443 (5.4); 3.7381 (4.2); 3.7328 (7.5); 3.7303 (6.7); 3.7279 (5.4); 3.7253 (9.3); 3.7163 (6.0); 3.7110 (8.6); 3.7062 (1.7); 3.7029 (3.9); 3.6971 (5.3); 3.6932 (3.7); 3.6886 (4.2); 3.6791 (3.2); 3.6748 (3.6); 3.6653 (2.4); 3.6250 (1.0); 3.6189 (1.4); 3.6114 (1.6); 3.6061 (1.7); 3.5996 (1.6); 3.5920 (1.5); 3.5861 (1.1); 2.7894 (0.7); 2.7770 (0.7); 2.7688 (0.8); 2.7564 (0.9); 2.7540 (0.9); 2.7460 (0.7); 2.7415 (0.9); 2.7338 (1.1); 2.7253 (0.7); 2.7211 (0.8); 2.7135 (0.7); 2.7108 (0.7); 2.6990 (0.6); 2.6901 (0.6); 2.6784 (0.6); 2.5921 (0.8); 2.5711 (1.6); 2.5566 (1.1); 2.5500 (1.0); 2.5355 (1.8); 2.5207 (1.0); 2.5145 (1.0); 2.4999 (1.8); 2.4853 (1.2); 2.4789 (1.1); 2.4644 (2.0); 2.4435 (1.0); 2.0458 (0.9); 2.0382 (1.6); 2.0306 (0.9); 2.0097 (1.7); 2.0020 (3.1); 1.9979 (1.5); 1.9945 (1.8); 1.9871 (0.8); 1.9753 (1.2); 1.9657 (2.2); 1.9586 (1.0); 1.9517 (0.7); 1.9406 (0.6); 1.9298 (0.7); 1.9260 (0.6); 1.9143 (0.6); 1.9040 (0.6); 1.8923 (0.7); 1.8790 (0.5); 1.8572 (0.5); 1.5528 (16.0); 1.3072 (1.0); 1.2976 (0.7); 1.2893 (0.7); 1.2798 (0.6); 1.2649 (1.4); 0.8985 (0.7); 0.8818 (2.3); 0.8641 (0.9); 0.0080 (1.8); -0.0002 (56.4); -0.0085 (2.0)

I-090: ¹H-NMR(400.0 MHz, CDCl₃):

δ= 7.7620 (2.0); 7.7587 (3.8); 7.7553 (2.3); 7.7491 (1.0); 7.7456 (2.1); 7.7414 (3.7); 7.7374 (4.6); 7.7339 (2.4); 7.6600 (0.6); 7.6556 (1.8); 7.6496 (2.0); 7.6459 (2.4); 7.6423 (1.5); 7.6398 (1.7); 7.6337 (2.0); 7.6296 (2.0); 7.6240 (2.4); 7.6205 (1.5); 7.6181 (1.4); 7.6143 (1.2); 7.4968 (0.8); 7.4935 (0.8); 7.4909 (0.8); 7.4879 (0.8); 7.4815 (2.2); 7.4782 (3.0); 7.4755 (2.9); 7.4723 (2.6); 7.4626 (2.2); 7.4593 (2.3); 7.4565 (2.0); 7.4533 (1.8); 7.3357 (1.0); 7.3251 (1.2); 7.3115 (1.2); 7.3039 (1.1); 7.2613 (67.3); 6.7814 (0.6); 6.0809 (1.3); 6.0760 (1.4); 6.0718 (1.7); 6.0666 (1.8); 6.0602 (2.2); 6.0570 (2.4); 6.0524 (1.4); 6.0497 (1.1); 6.0457 (1.2); 6.0424 (1.2); 6.0392 (1.2); 6.0359 (1.1); 5.9810 (1.1); 5.9754 (1.9); 5.9697 (1.2); 5.9674 (1.0); 5.9616 (1.5); 5.9560 (0.9); 5.9200 (1.0); 5.9178 (1.2); 5.9122 (2.3); 5.9064 (1.8); 5.8984 (1.7); 5.8928 (0.9); 5.8624 (0.7); 5.8485 (0.6); 5.2991 (1.8); 5.1044 (0.8); 5.0826 (1.6); 5.0620 (0.8); 4.1505 (1.1); 4.1326 (3.4); 4.1147 (3.4); 4.0969 (1.1); 4.0727 (0.5); 4.0634 (0.6); 4.0391 (2.4); 4.0276 (0.8); 4.0181 (0.8); 3.9939 (3.4); 3.8371 (0.5); 3.8311 (0.7); 3.8252 (0.7); 3.8192 (0.5); 3.7884 (2.5); 3.7824 (3.9); 3.7705 (3.7); 3.7431 (1.9); 3.7373 (2.9); 3.7253 (2.8); 3.6264 (1.2); 3.6211 (1.3); 3.6143 (1.3); 3.6093 (1.3); 3.6041 (1.3); 2.6070 (0.6); 2.5860 (1.3); 2.5714 (0.9); 2.5650 (0.8); 2.5505 (1.4); 2.5295 (1.3); 2.5086 (1.3); 2.4941 (1.0); 2.4878 (0.8); 2.4733 (1.4); 2.4525 (0.7); 2.0643 (0.8); 2.0564 (1.4); 2.0461 (16.0); 2.0287 (0.6); 2.0209 (1.2); 2.0129 (0.7); 1.9923 (0.8); 1.9843 (1.4); 1.9757 (1.0); 1.9568 (0.7); 1.9491 (1.3); 1.9407 (0.8); 1.2774 (4.5); 1.2595 (9.2); 1.2416 (4.4); 0.0079 (1.2); -0.0002 (39.6); -0.0085 (1.4)

I-091: ¹H-NMR(400.0 MHz, CDCl₃):

δ= 7.5195 (0.6); 7.2725 (0.9); 7.2607 (100.5); 7.1863 (0.6); 7.1740 (2.7); 7.1682 (3.5); 7.1656 (4.1); 7.1598 (3.9); 7.1570 (3.5); 7.1542 (3.8); 7.1485 (4.1); 7.1458 (3.5); 7.1401 (2.8); 7.1280 (0.6); 7.1030 (0.8); 7.0832 (1.5); 7.0629 (0.9); 6.9966 (0.6); 6.8942 (0.9); 6.8887 (1.6); 6.8826 (1.0); 6.8723 (1.8); 6.8668 (3.0); 6.8617 (1.7); 6.8514 (1.0); 6.8454 (1.6); 6.8399 (0.9); 5.9704 (1.4); 5.9668 (1.3); 5.9645 (1.4); 5.9608 (1.5); 5.9566 (2.2); 5.9529 (2.8); 5.9504 (2.6); 5.9468 (2.6); 5.9427 (1.4); 5.9390 (1.5); 5.9348 (1.8); 5.9319 (2.1); 5.9287 (2.6); 5.9049 (1.4); 5.8994 (2.6); 5.8939 (1.5); 5.8912 (1.1); 5.8856 (1.8); 5.8801 (1.0); 5.8179 (1.2); 5.8122 (2.3); 5.8065 (1.4); 5.8043 (1.3); 5.7985 (2.0); 5.7929 (1.1); 5.2096 (0.8); 5.2061 (1.4); 5.2024 (0.8); 5.0531 (1.3); 5.0348 (1.2); 5.0315 (1.2); 4.2272 (2.3); 4.2093 (7.2); 4.2013 (2.3); 4.1915 (7.5); 4.1834 (7.0); 4.1736 (2.8); 4.1703 (2.0); 4.1656 (7.2); 4.1526 (1.7); 4.1478 (2.5); 4.1420 (0.5); 4.1348 (0.6); 3.8245 (4.5); 3.8229 (4.5); 3.7811 (5.4); 3.7796 (5.4); 3.5261 (0.9); 3.5229 (1.0); 3.5079 (1.7); 3.5020 (1.7); 3.4991 (1.6); 3.3436 (4.0); 3.3382 (4.0); 3.3003 (3.3); 3.2948 (3.4); 2.5767 (0.9); 2.5556 (1.6); 2.5418 (1.1); 2.5345 (1.0); 2.5207 (1.8); 2.5127 (1.2); 2.4996 (1.0); 2.4916 (2.2); 2.4778 (1.4); 2.4706 (1.3); 2.4567 (2.4); 2.4356 (1.2); 1.9582 (1.3); 1.9486 (1.6); 1.9392 (0.9); 1.9233 (1.1); 1.9137 (1.5); 1.9043 (0.8); 1.8939 (1.0); 1.8839 (1.6); 1.8740 (0.9); 1.8589 (0.8); 1.8491 (1.4); 1.8393 (0.8); 1.5707 (1.1); 1.5578 (3.6); 1.5535 (2.8); 1.5504 (2.3); 1.5442 (1.4); 1.5398 (2.6); 1.5367 (2.6); 1.5265 (1.5); 1.5233 (1.6); 1.5190 (1.5); 1.5160 (1.3); 1.5055 (0.8); 1.5024 (0.7); 1.3210 (7.7); 1.3032 (15.9); 1.2988 (3.2); 1.2914 (8.1); 1.2853 (8.2); 1.2809 (5.2); 1.2735 (16.0); 1.2631 (2.7); 1.2557 (7.9); 1.2463 (0.7); 0.8437 (0.9); 0.8240 (0.8); 0.7171 (0.8); 0.7134 (0.8); 0.7038 (0.9); 0.6997 (0.9); 0.6927 (0.7); 0.6887 (1.0); 0.6793 (1.1); 0.6760 (0.9); 0.6684 (1.0); 0.6652 (0.9); 0.6592 (0.9); 0.6496 (0.8); 0.6457 (1.2); 0.6365 (1.2); 0.6323 (0.8); 0.6234 (0.8); 0.5926 (0.6); 0.5803 (1.3); 0.5711 (2.0); 0.5685 (2.4); 0.5647 (2.6); 0.5619 (2.6); 0.5526 (3.0); 0.5501 (2.8); 0.5473 (2.9); 0.5442 (3.1); 0.5410 (3.2); 0.5373 (1.8); 0.5317 (3.3); 0.5236 (1.6); 0.5198 (1.7); 0.5102 (2.0); 0.5049 (1.1); 0.4978 (1.2); 0.4912 (1.2); 0.4847 (1.3); 0.4729 (1.7); 0.4693 (2.2); 0.4602 (1.9); 0.4558 (1.6); 0.4496 (0.8); 0.4470 (0.8); 0.4411 (0.9); 0.4362 (0.6); 0.4324 (0.5); 0.0080 (1.6); -0.0002 (55.2); -0.0084 (2.2)

I-094: ¹H-NMR(400.0 MHz, CDCl₃):

δ= 7.5185 (6.9); 7.3095 (5.2); 7.2923 (1.9); 7.2596 (1208.8); 7.2462 (3.8); 7.2334 (1.7); 7.2100 (2.2); 7.1714 (8.9); 7.1655 (12.8); 7.1620 (16.8); 7.1562 (16.4); 7.1516 (15.5); 7.1456 (16.7); 7.1421 (14.2); 7.1367 (9.4); 7.1000 (3.0); 7.0790 (3.5); 7.0450 (2.8); 6.9956 (7.0); 6.8970 (3.5); 6.8895 (5.8); 6.8838 (4.7); 6.8750 (6.6); 6.8680 (10.0); 6.8621 (6.0); 6.8521 (3.3); 6.8466 (5.1); 6.6739 (1.5); 6.0153 (4.5); 6.0013 (10.2); 5.9951 (10.9); 5.9912 (9.5); 5.9836 (8.4); 5.9771 (5.9); 5.9654 (3.8); 5.9330 (4.7); 5.9274 (8.2); 5.9218 (4.9); 5.9136 (5.9); 5.9080 (3.7); 5.9004 (2.2); 5.8864 (1.6); 5.8633 (4.2); 5.8576 (7.7); 5.8518 (5.0); 5.8438 (6.6); 5.8274 (1.5); 5.2328 (4.3); 5.1372 (1.6); 5.0264 (4.8); 3.8226 (12.7); 3.8133 (12.2); 3.7792 (16.0); 3.7699 (14.7); 3.5901 (5.2); 3.3615 (5.5); 3.3499 (13.1); 3.3446 (12.6); 3.3181 (4.6); 3.3065 (10.9); 3.3012 (10.9); 2.7662 (1.2); 2.7108 (1.2); 2.6341 (2.7); 2.6129 (5.2); 2.5989 (3.6); 2.5917 (3.4); 2.5774 (5.7); 2.5524 (6.1); 2.5386 (4.2); 2.5312 (3.5); 2.5172 (6.1); 2.4960 (3.2); 2.0166 (3.6); 2.0069 (5.6); 1.9974 (3.1); 1.9818 (3.2); 1.9716 (5.0); 1.9617 (3.0); 1.9451 (3.8); 1.9346 (6.2); 1.9241 (4.1); 1.9099 (3.6); 1.8993 (5.4); 1.8889 (3.5); 1.8496 (1.4); 1.5743 (3.0); 1.5654 (4.4); 1.5535 (6.5); 1.5442 (7.8); 1.5401 (8.6); 1.5313 (5.5); 1.5239 (4.4); 1.5195 (4.7); 1.5058 (2.6); 1.4322 (2.6); 1.3050 (2.4); 1.2878 (2.4); 1.2555 (2.8); 0.9562 (1.6); 0.9033 (1.3); 0.8794 (1.8); 0.8774 (2.9); 0.8732 (1.7); 0.8369 (2.0); 0.8346 (1.8); 0.8301 (2.9); 0.8235 (4.0); 0.8221 (3.2); 0.8176 (3.4); 0.8105 (2.5); 0.8087 (1.9); 0.8072 (2.0); 0.8033 (2.8); 0.8016 (3.4); 0.7984 (2.6); 0.7945 (2.0); 0.7885 (1.7); 0.7851 (1.7); 0.7685 (1.4); 0.6938 (2.2); 0.6691 (5.7); 0.6608 (6.2); 0.6561 (5.4); 0.6467 (4.8); 0.6417 (4.8); 0.6321 (5.2); 0.6188 (3.8); 0.5776 (6.6); 0.5720 (6.8); 0.5675 (10.1); 0.5638 (9.9); 0.5589 (11.4); 0.5470 (11.4); 0.5374 (11.3); 0.5281 (7.7); 0.5246 (7.3); 0.5149 (5.7); 0.5065 (2.7); 0.4983 (2.7); 0.4776 (4.6); 0.4728 (5.7); 0.4685 (6.4); 0.4599 (6.6); 0.4545 (5.6); 0.4464 (4.8); 0.4356 (3.2); 0.4260 (1.8); 0.1459 (2.5); 0.0498 (2.3); 0.0080 (22.1); -0.0002 (690.0); -0.0085 (25.8); -0.0496 (1.7); -0.1496 (2.6)

I-095: ¹H-NMR(400.0 MHz, CDCl₃):

δ= 7.9437 (0.6); 7.9406 (0.5); 7.9313 (0.6); 7.8366 (0.5); 7.7049 (0.6); 7.6888 (0.5); 7.6854 (0.7); 7.5487 (0.6); 7.5291 (1.0); 7.2611 (16.5); 3.8517 (0.6); 3.8456 (0.7); 3.8086 (0.7); 3.8025 (0.8); 3.2291 (0.7); 3.2177 (0.6); 3.1859 (0.6); 3.1745 (0.5); 1.7360 (3.4); 1.7297 (1.0); 1.7212 (4.0); 1.4816 (13.0); 1.4400 (16.0); 1.4243 (1.6); -0.0002 (9.5)

I-096: ¹H-NMR(400.0 MHz, CDCl₃):

δ= 7.7373 (16.0); 7.7335 (15.3); 7.7298 (11.6); 7.6690 (2.0); 7.6628 (2.7); 7.6593 (5.1); 7.6532 (5.8); 7.6495 (6.3); 7.6473 (6.5); 7.6438 (5.4); 7.6412 (5.1); 7.6375 (5.5); 7.6313 (5.6); 7.6277 (5.9); 7.5192 (1.7); 7.4976 (4.6); 7.4946 (5.1); 7.4903 (5.8); 7.4871 (5.4); 7.4839 (5.5); 7.4809 (7.4); 7.4783 (6.8); 7.4716 (5.6); 7.4682 (5.1); 7.4650 (4.6); 7.4620 (3.8); 7.4590 (2.3); 7.2603 (278.8); 7.1921 (2.6); 7.1695 (2.6); 6.9963

<p>(1.6); 6.9470 (1.2); 6.9099 (2.1); 6.9041 (1.3); 6.8828 (1.1); 6.8776 (1.6); 6.8729 (1.1); 6.7742 (1.2); 6.7522 (1.8); 6.7304 (1.1); 6.0587 (1.6); 6.0530 (1.9); 6.0452 (2.7); 6.0401 (4.0); 6.0346 (4.2); 6.0249 (4.4); 6.0213 (5.3); 6.0180 (4.2); 6.0145 (4.0); 6.0077 (2.6); 6.0047 (2.5); 6.0012 (2.3); 5.9811 (2.2); 5.9755 (3.8); 5.9699 (2.3); 5.9617 (2.4); 5.9562 (1.4); 5.9334 (1.6); 5.9277 (3.0); 5.9220 (1.9); 5.9138 (4.5); 5.9082 (5.1); 5.9026 (2.5); 5.8945 (3.1); 5.8888 (1.8); 5.8777 (1.7); 5.8719 (3.1); 5.8660 (1.9); 5.8579 (2.7); 5.8522 (1.4); 5.1556 (1.5); 5.1501 (1.4); 5.1449 (1.2); 5.1244 (1.3); 5.1032 (2.2); 5.0860 (2.1); 4.7178 (0.6); 4.7084 (1.0); 4.6986 (1.3); 4.6886 (1.4); 4.6783 (1.4); 4.6690 (1.0); 4.6589 (0.6); 4.5786 (1.3); 4.5734 (2.8); 4.5669 (2.0); 4.5578 (4.1); 4.5522 (9.7); 4.5461 (6.6); 4.5368 (4.4); 4.5311 (12.9); 4.5253 (9.5); 4.5101 (8.2); 4.5053 (9.9); 4.4928 (7.7); 4.4892 (2.9); 4.4839 (6.6); 4.4719 (7.5); 4.4626 (2.0); 4.4509 (2.5); 4.0532 (2.4); 4.0475 (2.8); 4.0332 (5.8); 4.0080 (3.4); 4.0018 (3.9); 3.9881 (8.3); 3.9064 (1.0); 3.9003 (1.3); 3.8941 (1.5); 3.8847 (2.0); 3.8786 (2.5); 3.8727 (2.4); 3.8667 (1.8); 3.8571 (1.4); 3.8513 (1.3); 3.8455 (0.9); 3.7906 (4.6); 3.7851 (13.1); 3.7796 (8.0); 3.7721 (7.8); 3.7453 (3.3); 3.7398 (9.6); 3.7344 (5.6); 3.7270 (5.7); 3.6504 (2.4); 3.1213 (1.0); 3.1106 (1.2); 3.1014 (1.1); 3.0908 (1.0); 3.0687 (1.1); 3.0509 (1.3); 3.0112 (0.5); 2.7935 (1.2); 2.7811 (1.3); 2.7730 (1.4); 2.7605 (1.5); 2.7578 (1.7); 2.7460 (2.2); 2.7372 (1.8); 2.7254 (2.2); 2.7143 (1.4); 2.7112 (1.4); 2.6997 (1.3); 2.6906 (1.2); 2.6787 (1.3); 2.6499 (1.4); 2.6289 (2.7); 2.6144 (1.9); 2.6078 (2.1); 2.5932 (3.4); 2.5724 (2.1); 2.5597 (1.5); 2.5537 (3.8); 2.5390 (2.5); 2.5326 (2.1); 2.5181 (3.4); 2.4972 (2.4); 2.4490 (0.6); 2.0437 (1.5); 2.0350 (2.8); 2.0304 (1.9); 2.0268 (1.7); 2.0195 (1.5); 2.0080 (3.6); 1.9983 (5.6); 1.9905 (2.8); 1.9840 (1.5); 1.9723 (2.1); 1.9629 (4.0); 1.9540 (1.7); 1.9415 (1.2); 1.9294 (1.6); 1.9164 (1.2); 1.9062 (1.0); 1.8944 (1.1); 1.5410 (15.3); 1.2569 (0.7); 0.1462 (0.7); 0.0080 (5.0); -0.0002 (157.1); -0.0084 (5.9); -0.1498 (0.6)</p>
<p>I-101: ¹H-NMR(400.0 MHz, CDCl₃): δ= 7.2622 (7.1); 7.1906 (1.4); 7.1849 (1.8); 7.1815 (1.4); 7.1742 (1.5); 7.1708 (2.0); 7.1650 (1.7); 7.1586 (0.7); 7.1559 (0.8); 7.1530 (0.7); 6.8969 (0.6); 6.8811 (0.6); 6.8753 (1.1); 6.8694 (0.6); 6.8536 (0.5); 6.2000 (1.1); 6.1732 (1.2); 6.1569 (1.2); 6.1301 (1.3); 5.9816 (0.6); 5.9778 (0.6); 5.9755 (0.6); 5.9716 (0.6); 5.9678 (0.7); 5.9640 (0.8); 5.9617 (0.7); 5.9578 (0.6); 5.8813 (0.8); 5.8758 (1.3); 5.8702 (0.8); 5.8678 (0.6); 5.8620 (1.0); 5.8564 (0.6); 5.5499 (1.7); 5.5483 (2.0); 5.5068 (1.5); 5.5051 (1.7); 5.3374 (1.5); 5.3362 (1.6); 5.3106 (1.5); 5.3094 (1.5); 5.2991 (5.9); 4.2956 (1.0); 4.2838 (2.0); 4.2714 (1.9); 4.2607 (1.0); 3.9374 (1.9); 3.8945 (2.2); 3.6202 (1.4); 3.6187 (1.4); 3.6072 (2.6); 3.5967 (1.2); 3.5949 (1.3); 3.5890 (0.5); 3.5770 (1.0); 3.5652 (0.7); 3.3817 (16.0); 3.3724 (3.3); 3.3305 (0.6); 3.3257 (1.9); 3.2828 (1.7); 2.5078 (0.8); 2.4939 (0.6); 2.4729 (0.9); 1.9218 (0.6); 1.9120 (0.9); 1.8770 (0.8); 1.5856 (1.0); -0.0002 (9.2)</p>
<p>I-102: ¹H-NMR(400.0 MHz, CDCl₃): δ= 7.2621 (14.9); 7.2022 (0.6); 7.1963 (0.6); 7.1899 (2.8); 7.1842 (3.5); 7.1812 (2.8); 7.1732 (2.6); 7.1701 (3.6); 7.1644 (3.2); 7.1578 (1.5); 7.1523 (1.0); 6.9024 (0.6); 6.8964 (1.3); 6.8904 (0.9); 6.8806 (1.3); 6.8748 (2.2); 6.8689 (1.2); 6.8589 (0.7); 6.8531 (1.0); 6.8473 (0.5); 6.2000 (2.2); 6.1945 (0.5); 6.1732 (2.4); 6.1677 (0.6); 6.1569 (2.6); 6.1513 (0.6); 6.1301 (2.6); 6.1246 (0.6); 5.9804 (1.1); 5.9767 (1.2); 5.9742 (1.1); 5.9703 (1.1); 5.9666 (1.3); 5.9628 (1.4); 5.9604 (1.4); 5.9565 (1.3); 5.8775 (1.4); 5.8720 (2.5); 5.8663 (1.4); 5.8638 (1.2); 5.8581 (1.9); 5.8526 (1.2); 5.8470 (0.5); 5.5496 (3.5); 5.5480 (4.0); 5.5065 (3.1); 5.5048 (3.5); 5.3493 (0.8); 5.3364 (3.0); 5.3350 (3.0); 5.3226 (0.7); 5.3096 (2.9); 5.3081 (2.9); 5.2989 (12.7); 5.0457 (0.5); 5.0364 (0.5); 5.0280 (0.8); 5.0240 (0.8); 4.2886 (2.0); 4.2832 (2.1); 4.2783 (2.4); 4.2762 (2.6); 4.2716 (2.5); 4.2692 (2.3); 4.2641 (2.1); 4.2593 (2.1); 4.2405 (0.8); 4.2304 (0.6); 3.9481 (0.8); 3.9365 (3.9); 3.9050 (0.9); 3.8936 (4.4); 3.6560 (2.9); 3.6517 (1.0); 3.6435 (6.9); 3.6355 (1.0); 3.6321 (2.5); 3.6306 (2.5); 3.6254 (1.0); 3.6132 (1.0); 3.6012 (0.8); 3.5764 (0.6); 3.5724 (0.7); 3.5663 (0.8); 3.5608 (0.8); 3.5531 (2.8); 3.5424 (1.2); 3.5356 (7.0); 3.5250 (1.7); 3.5181 (7.1); 3.5075 (1.6); 3.5006 (2.4); 3.4900 (0.6); 3.3309 (0.9); 3.3252 (3.7); 3.2877 (0.8); 3.2822 (3.3); 2.5265 (0.8); 2.5054 (1.6); 2.4915 (1.1); 2.4844 (1.0); 2.4705 (1.8); 2.4495 (0.9); 2.0700 (0.6); 2.0433 (0.7); 1.9205 (1.0); 1.9105 (1.6); 1.9006 (0.9); 1.8855 (0.8); 1.8757 (1.5); 1.8657 (1.0); 1.5838 (2.3); 1.2585 (0.9); 1.2203 (8.0); 1.2028 (16.0); 1.1853 (7.7); 0.0079 (0.6); -0.0002 (18.4); -0.0085 (0.6)</p>
<p>I-103: ¹H-NMR(400.0 MHz, CDCl₃): δ= 7.2640 (5.3); 7.1638 (1.7); 7.1574 (1.6); 7.1464 (1.6); 7.0361 (0.6); 7.0153 (0.6); 6.8866 (0.6); 6.8704 (0.8); 6.8650 (1.0); 6.8596 (0.6); 5.9366 (1.0); 5.9314 (1.0); 5.9124 (0.6); 5.8707 (0.7); 5.7794 (0.6); 5.7726 (0.6); 5.7657 (0.5); 3.8291 (1.2); 3.7858 (1.5); 3.4165 (0.7); 3.3440 (1.1); 3.3365 (0.9); 3.3007 (1.0); 3.2931 (0.8); 1.6172 (1.2); 1.5523 (0.6); 1.5457 (0.6); 1.5377 (0.8); 1.5328 (0.8); 1.5247 (0.6); 1.5187 (0.6); 1.4986 (0.6); 1.4785 (14.8); 1.4529 (7.4); 1.4457 (16.0); 1.4352 (1.0); 1.4280 (1.8); 0.5636 (1.2); 0.5438 (1.5); 0.5295 (0.9); 0.5162 (0.6); 0.4855 (0.5); 0.4792 (0.6); 0.4667 (0.7); 0.4551 (0.6); -0.0002 (2.8)</p>
<p>I-104: ¹H-NMR(400.0 MHz, CDCl₃):</p>

δ = 7.4391 (0.6); 7.4177 (0.7); 7.3837 (0.7); 7.3709 (0.6); 7.3650 (0.8); 7.3622 (0.8); 7.2635 (21.8); 7.2072 (0.5); 7.2005 (2.6); 7.1947 (3.1); 7.1913 (2.0); 7.1882 (3.1); 7.1843 (3.5); 7.1816 (4.6); 7.1795 (3.6); 7.1756 (3.2); 7.1736 (2.1); 7.1724 (2.1); 7.1691 (3.3); 7.1663 (2.6); 7.1633 (2.8); 7.1564 (0.7); 7.1504 (0.5); 6.9806 (0.7); 6.9784 (0.8); 6.9748 (1.3); 6.9726 (1.3); 6.9691 (0.8); 6.9669 (0.7); 6.9590 (1.5); 6.9569 (1.6); 6.9533 (2.6); 6.9511 (2.6); 6.9475 (1.5); 6.9454 (1.4); 6.9375 (0.9); 6.9353 (1.0); 6.9317 (1.4); 6.9296 (1.4); 6.9260 (0.8); 6.9238 (0.7); 6.0464 (0.8); 6.0435 (0.9); 6.0397 (1.0); 6.0369 (1.0); 6.0326 (1.3); 6.0298 (1.4); 6.0259 (1.4); 6.0232 (1.4); 6.0099 (1.0); 6.0069 (1.1); 6.0031 (1.1); 6.0004 (1.2); 5.9962 (1.3); 5.9932 (1.3); 5.9895 (1.3); 5.9866 (1.3); 5.9791 (1.3); 5.9736 (2.1); 5.9681 (1.3); 5.9656 (1.0); 5.9599 (1.5); 5.9545 (0.9); 5.8700 (1.1); 5.8645 (1.8); 5.8589 (1.2); 5.8564 (1.1); 5.8507 (1.6); 5.8453 (1.0); 5.2995 (13.1); 5.0582 (1.1); 5.0521 (1.0); 5.0474 (0.8); 5.0410 (0.8); 5.0361 (1.0); 5.0300 (1.2); 5.0082 (0.5); 4.2443 (1.2); 4.2412 (1.2); 4.2264 (3.9); 4.2233 (3.8); 4.2085 (4.0); 4.2055 (3.9); 4.2006 (2.6); 4.1963 (0.6); 4.1906 (1.5); 4.1877 (1.5); 4.1827 (7.3); 4.1649 (7.4); 4.1470 (2.4); 4.1149 (2.6); 4.0965 (2.5); 4.0711 (5.7); 4.0527 (5.7); 4.0075 (5.6); 3.9945 (5.7); 3.9636 (2.6); 3.9506 (2.5); 3.5605 (1.0); 3.5540 (1.0); 3.5467 (1.1); 3.5396 (1.9); 3.5341 (2.0); 3.5271 (1.2); 3.5199 (1.2); 3.5134 (1.1); 2.5295 (0.8); 2.5087 (1.5); 2.4940 (1.0); 2.4879 (0.9); 2.4732 (1.8); 2.4524 (0.9); 2.4482 (0.9); 2.4275 (1.6); 2.4128 (1.0); 2.4069 (0.9); 2.3922 (1.8); 2.3715 (0.9); 2.0828 (0.8); 2.0762 (1.5); 2.0696 (0.9); 2.0473 (0.7); 2.0407 (1.3); 2.0341 (0.8); 1.9800 (0.8); 1.9735 (1.6); 1.9670 (0.9); 1.9446 (0.7); 1.9382 (1.4); 1.9317 (0.8); 1.6059 (0.8); 1.3259 (7.6); 1.3175 (1.2); 1.3081 (15.8); 1.2995 (1.2); 1.2950 (8.1); 1.2902 (8.0); 1.2772 (16.0); 1.2593 (7.7); -0.0002 (12.4); -0.0085 (0.5)

I-105: ¹H-NMR(400.0 MHz, CDCl₃):

δ = 8.0165 (1.0); 7.4105 (0.7); 7.4062 (0.8); 7.4039 (0.6); 7.3913 (1.0); 7.3886 (1.0); 7.3864 (1.5); 7.3824 (2.5); 7.3799 (2.1); 7.3782 (2.1); 7.3756 (1.8); 7.3700 (0.8); 7.3675 (1.2); 7.2613 (12.9); 7.1370 (0.5); 7.1297 (0.6); 7.1218 (0.6); 5.9732 (0.5); 5.9694 (0.6); 5.9672 (0.6); 5.9633 (0.6); 5.9594 (0.8); 5.9555 (0.8); 5.9533 (0.8); 5.9495 (0.7); 5.9011 (0.7); 5.8956 (1.3); 5.8900 (0.8); 5.8874 (0.6); 5.8818 (0.9); 5.8762 (0.5); 5.2998 (2.1); 3.8248 (2.0); 3.7816 (2.3); 3.7244 (16.0); 3.4961 (0.7); 3.2356 (2.2); 3.1924 (1.9); 2.4995 (0.9); 2.4855 (0.6); 2.4784 (0.5); 2.4645 (1.0); 2.4435 (0.5); 1.8767 (0.9); 1.8418 (0.8); 1.7150 (11.6); 0.0080 (0.6); -0.0002 (14.9); -0.0084 (0.6)

I-106: ¹H-NMR(400.0 MHz, CDCl₃):

δ = 7.4007 (0.6); 7.3973 (0.8); 7.3934 (0.9); 7.3908 (0.8); 7.3875 (0.9); 7.3791 (1.1); 7.3753 (3.8); 7.3718 (2.2); 7.3692 (1.8); 7.3622 (1.4); 7.2620 (6.3); 7.1237 (0.6); 7.1168 (0.5); 5.9460 (0.5); 5.9420 (0.6); 5.9398 (0.6); 5.9358 (0.6); 5.9322 (0.7); 5.9282 (0.8); 5.9260 (0.7); 5.9220 (0.6); 5.8108 (0.6); 5.8052 (1.2); 5.7995 (0.7); 5.7971 (0.6); 5.7914 (1.0); 5.7857 (0.6); 3.8270 (2.0); 3.7838 (2.3); 3.7533 (16.0); 3.2238 (2.1); 3.1806 (1.9); 2.5612 (0.8); 2.5474 (0.6); 2.5401 (0.5); 2.5263 (0.9); 1.9630 (0.8); 1.9281 (0.7); 1.7246 (11.4); -0.0002 (6.2)

I-107: ¹H-NMR(400.0 MHz, CDCl₃):

δ = 7.5191 (0.9); 7.2602 (154.7); 7.1916 (1.4); 7.1859 (2.2); 7.1798 (1.6); 7.1733 (7.3); 7.1677 (8.6); 7.1566 (5.1); 7.1534 (8.3); 7.1478 (6.9); 7.1413 (1.4); 7.1356 (1.3); 7.1297 (0.6); 6.9961 (2.8); 6.9719 (2.3); 6.9009 (1.8); 6.8951 (3.2); 6.8893 (1.8); 6.8792 (3.5); 6.8734 (6.0); 6.8676 (3.2); 6.8575 (1.8); 6.8516 (3.0); 6.8459 (1.6); 5.9818 (2.1); 5.9782 (2.2); 5.9680 (4.6); 5.9643 (5.9); 5.9625 (6.2); 5.9595 (6.1); 5.9540 (6.0); 5.9494 (9.2); 5.9443 (4.6); 5.9403 (1.6); 5.9355 (3.2); 5.9304 (2.1); 5.0737 (1.2); 5.0683 (1.3); 5.0521 (2.2); 5.0465 (2.1); 5.0358 (1.2); 5.0309 (1.2); 5.0258 (1.1); 4.5334 (5.2); 4.5125 (15.7); 4.4915 (16.0); 4.4705 (5.4); 3.9927 (1.2); 3.8632 (1.3); 3.8202 (12.6); 3.8171 (10.7); 3.7738 (11.4); 3.6374 (1.8); 3.6338 (2.0); 3.6283 (2.2); 3.6263 (2.1); 3.6226 (2.3); 3.6174 (2.3); 3.6123 (2.2); 3.6069 (2.1); 3.6014 (1.9); 3.3514 (10.3); 3.3081 (8.7); 3.1802 (1.4); 3.1377 (1.6); 2.5925 (2.5); 2.5715 (4.5); 2.5574 (3.1); 2.5504 (2.8); 2.5364 (5.0); 2.5153 (2.6); 2.3285 (1.8); 1.9278 (2.5); 1.9172 (4.4); 1.9066 (2.4); 1.8927 (2.3); 1.8821 (4.1); 1.8715 (2.3); 1.7286 (8.0); 1.5723 (2.0); 1.5589 (4.0); 1.5515 (4.3); 1.5453 (3.2); 1.5380 (6.2); 1.5309 (2.4); 1.5247 (3.4); 1.5171 (3.2); 1.5037 (1.6); 1.2568 (1.5); 0.6763 (1.0); 0.6700 (1.3); 0.6664 (1.6); 0.6632 (1.4); 0.6603 (1.9); 0.6560 (2.5); 0.6528 (1.8); 0.6463 (2.7); 0.6424 (3.4); 0.6330 (3.4); 0.6290 (2.0); 0.6197 (2.1); 0.5994 (1.3); 0.5904 (1.3); 0.5782 (3.3); 0.5687 (3.3); 0.5648 (2.6); 0.5579 (4.2); 0.5538 (3.3); 0.5478 (4.2); 0.5437 (4.4); 0.5375 (3.1); 0.5335 (4.2); 0.5261 (2.5); 0.5223 (3.4); 0.5127 (3.3); 0.5007 (1.2); 0.4915 (1.5); 0.4834 (2.4); 0.4744 (2.1); 0.4702 (3.7); 0.4611 (3.2); 0.4566 (2.7); 0.4506 (1.8); 0.4471 (2.3); 0.4433 (1.9); 0.4404 (1.5); 0.4371 (1.6); 0.4331 (1.3); 0.4267 (1.0); 0.0079 (3.1); -0.0002 (88.0); -0.0084 (3.3)

I-108: ¹H-NMR(400.0 MHz, CDCl₃):

δ = 7.5192 (1.2); 7.2603 (209.4); 7.2095 (0.5); 7.1918 (1.3); 7.1860 (1.9); 7.1783 (2.2); 7.1723 (3.7); 7.1661 (10.3); 7.1603 (10.6); 7.1572 (7.2); 7.1492 (7.0); 7.1462 (10.6); 7.1405 (8.4); 7.1282 (1.5); 7.1224 (0.6); 6.9962 (1.9); 6.9733 (3.2); 6.9519 (2.9); 6.8990 (2.4); 6.8932 (3.9); 6.8875 (2.3); 6.8773 (4.6); 6.8715 (7.6); 6.8658 (4.0); 6.8555 (2.3); 6.8497 (3.8); 6.8440 (1.9); 5.9645 (4.6); 5.9590 (5.1); 5.9542 (5.0); 5.9505 (5.7);

<p>5.9468 (5.8); 5.9446 (6.1); 5.9406 (4.8); 5.8712 (4.5); 5.8656 (8.4); 5.8598 (5.0); 5.8576 (4.2); 5.8517 (6.4); 5.8461 (3.5); 5.0903 (1.5); 5.0868 (1.7); 5.0688 (2.9); 5.0476 (2.0); 5.0438 (1.9); 4.5761 (0.6); 4.5653 (3.9); 4.5628 (4.1); 4.5552 (0.9); 4.5444 (11.9); 4.5418 (12.3); 4.5336 (1.9); 4.5234 (12.3); 4.5208 (12.4); 4.5125 (4.1); 4.5024 (4.3); 4.4998 (4.2); 4.4916 (3.9); 4.4706 (1.3); 3.9928 (1.3); 3.8632 (1.8); 3.8244 (12.9); 3.8203 (16.0); 3.7811 (14.1); 3.7738 (3.2); 3.6573 (2.0); 3.6526 (2.4); 3.6469 (2.6); 3.6432 (2.8); 3.6358 (3.0); 3.6324 (3.1); 3.6265 (3.0); 3.6220 (2.6); 3.3513 (2.9); 3.3447 (12.6); 3.3080 (2.4); 3.3012 (10.7); 3.1803 (1.8); 3.1378 (2.0); 2.6637 (3.0); 2.6426 (5.3); 2.6286 (3.8); 2.6214 (3.4); 2.6074 (5.8); 2.5863 (3.1); 2.5715 (1.1); 2.5576 (0.8); 2.5504 (0.7); 2.5364 (1.1); 2.5155 (0.6); 2.3284 (1.0); 1.9877 (3.0); 1.9775 (5.4); 1.9673 (3.0); 1.9526 (2.8); 1.9424 (4.8); 1.9321 (2.8); 1.9171 (1.1); 1.9065 (0.6); 1.8927 (0.5); 1.8821 (1.0); 1.8715 (0.5); 1.7930 (0.6); 1.7286 (10.6); 1.5711 (2.3); 1.5577 (5.8); 1.5502 (7.8); 1.5448 (6.0); 1.5369 (8.6); 1.5298 (3.2); 1.5236 (4.4); 1.5161 (4.1); 1.5027 (2.1); 1.2571 (1.4); 0.7131 (1.5); 0.7103 (1.8); 0.7066 (2.1); 0.7002 (1.7); 0.6955 (2.8); 0.6860 (2.4); 0.6824 (3.8); 0.6734 (3.5); 0.6694 (2.8); 0.6606 (2.5); 0.6461 (0.7); 0.6424 (0.8); 0.6329 (0.9); 0.6195 (0.6); 0.6078 (1.2); 0.5996 (1.3); 0.5863 (3.6); 0.5779 (4.6); 0.5709 (5.2); 0.5685 (5.9); 0.5655 (6.7); 0.5623 (4.5); 0.5574 (4.4); 0.5528 (6.7); 0.5480 (6.0); 0.5443 (4.5); 0.5412 (4.6); 0.5317 (4.5); 0.5192 (1.5); 0.5104 (2.0); 0.5042 (2.6); 0.4960 (2.6); 0.4911 (3.9); 0.4831 (4.1); 0.4781 (2.1); 0.4703 (3.5); 0.4610 (2.6); 0.4584 (2.5); 0.4546 (2.1); 0.0080 (3.8); -0.0002 (120.1); -0.0085 (4.8)</p>
<p>I-109: ¹H-NMR(400.0 MHz, CDCl₃): δ= 7.5187 (1.3); 7.2599 (220.2); 7.1652 (8.4); 7.1597 (10.6); 7.1454 (10.1); 7.1401 (8.1); 6.9957 (1.3); 6.9122 (2.1); 6.9064 (3.4); 6.9006 (2.4); 6.8905 (4.2); 6.8848 (6.3); 6.8790 (3.7); 6.8689 (2.3); 6.8631 (3.3); 6.8579 (1.9); 6.6755 (3.4); 6.6559 (3.4); 5.9910 (3.1); 5.9862 (4.4); 5.9773 (5.0); 5.9721 (6.4); 5.9672 (4.7); 5.9217 (4.3); 5.9162 (7.4); 5.9104 (4.8); 5.9023 (5.1); 5.8968 (2.9); 5.1464 (2.8); 5.1414 (3.2); 5.1358 (3.0); 5.1310 (2.8); 4.5339 (0.9); 4.5021 (5.6); 4.4811 (15.8); 4.4601 (16.0); 4.4392 (5.5); 3.9925 (0.6); 3.8478 (2.5); 3.8420 (3.3); 3.8360 (3.7); 3.8302 (4.1); 3.8223 (11.7); 3.8141 (4.3); 3.8084 (2.8); 3.7788 (11.2); 3.3591 (10.6); 3.3156 (8.8); 2.7020 (2.6); 2.6903 (2.6); 2.6814 (2.9); 2.6668 (3.9); 2.6547 (3.1); 2.6459 (3.0); 2.6340 (2.8); 1.9156 (2.8); 1.9041 (2.8); 1.8934 (3.0); 1.8809 (4.5); 1.8686 (2.8); 1.8580 (2.6); 1.8467 (2.6); 1.7951 (0.7); 1.5834 (1.7); 1.5700 (3.5); 1.5626 (4.4); 1.5488 (9.6); 1.5363 (10.2); 1.5287 (6.8); 1.5148 (3.0); 1.3555 (0.8); 1.2563 (4.5); 0.8559 (1.3); 0.6571 (2.6); 0.6513 (3.0); 0.6430 (3.1); 0.6380 (3.8); 0.6296 (4.0); 0.6163 (4.2); 0.5960 (3.8); 0.5864 (4.3); 0.5828 (3.9); 0.5754 (5.5); 0.5658 (5.3); 0.5622 (5.6); 0.5533 (5.3); 0.5416 (4.2); 0.5327 (3.6); 0.5200 (1.6); 0.5109 (1.6); 0.4802 (2.3); 0.4679 (4.0); 0.4583 (3.8); 0.4445 (3.2); 0.1457 (0.5); -0.0002 (123.7); -0.1496 (0.7)</p>
<p>I-110: ¹H-NMR(400.0 MHz, CDCl₃): δ= 7.5189 (1.6); 7.2600 (266.5); 7.1632 (10.7); 7.1578 (12.5); 7.1436 (12.1); 6.9960 (1.5); 6.9042 (4.0); 6.8881 (5.2); 6.8823 (7.4); 6.8768 (4.8); 6.8607 (4.0); 6.6874 (3.4); 6.6659 (3.5); 5.9836 (3.8); 5.9781 (5.2); 5.9732 (4.9); 5.9698 (5.1); 5.9646 (5.8); 5.9595 (4.2); 5.9164 (1.2); 5.9025 (0.9); 5.8636 (3.8); 5.8580 (6.6); 5.8518 (4.8); 5.8441 (5.5); 5.8383 (3.0); 5.1300 (3.0); 5.1246 (3.2); 5.1187 (3.1); 5.1139 (2.9); 4.6432 (0.8); 4.6222 (0.7); 4.5740 (0.7); 4.5524 (1.8); 4.5315 (2.2); 4.5178 (5.5); 4.4969 (15.7); 4.4759 (16.0); 4.4602 (3.6); 4.4550 (5.7); 4.4394 (1.1); 3.9929 (0.6); 3.8754 (2.2); 3.8696 (3.1); 3.8634 (3.5); 3.8573 (3.4); 3.8533 (3.3); 3.8477 (3.8); 3.8416 (3.7); 3.8355 (3.3); 3.8188 (10.2); 3.7752 (11.2); 3.3613 (11.4); 3.3177 (9.5); 3.1367 (0.8); 2.7602 (2.4); 2.7479 (2.6); 2.7396 (2.8); 2.7251 (3.8); 2.7124 (3.1); 2.7044 (3.2); 2.6922 (2.9); 2.6667 (0.8); 2.6337 (0.6); 1.9844 (2.6); 1.9732 (2.8); 1.9623 (2.9); 1.9502 (4.0); 1.9380 (2.6); 1.9270 (2.6); 1.9159 (2.9); 1.8932 (0.6); 1.8814 (0.8); 1.8686 (0.7); 1.7944 (0.9); 1.5864 (2.5); 1.5729 (4.8); 1.5655 (5.9); 1.5521 (9.8); 1.5388 (7.9); 1.5313 (6.7); 1.5181 (3.8); 1.3552 (1.0); 1.2572 (4.1); 0.8800 (1.3); 0.6618 (2.8); 0.6576 (3.3); 0.6511 (3.8); 0.6436 (3.7); 0.6378 (4.5); 0.6298 (4.8); 0.6247 (3.6); 0.6162 (4.5); 0.5993 (4.8); 0.5898 (5.4); 0.5777 (7.0); 0.5666 (6.4); 0.5597 (6.9); 0.5466 (4.9); 0.5382 (3.8); 0.5258 (2.0); 0.5167 (1.9); 0.4836 (2.5); 0.4714 (4.3); 0.4621 (4.2); 0.4582 (3.9); 0.4484 (3.5); 0.4433 (3.5); 0.1465 (0.6); -0.0002 (152.4); -0.1504 (0.8)</p>
<p>I-111: ¹H-NMR(400.0 MHz, CDCl₃): δ= 7.3618 (1.1); 7.3505 (1.3); 7.3409 (1.3); 7.3296 (1.2); 7.2610 (24.9); 7.1999 (0.6); 7.1941 (0.6); 7.1873 (3.2); 7.1817 (4.6); 7.1784 (3.2); 7.1710 (5.0); 7.1675 (5.9); 7.1653 (6.0); 7.1621 (5.6); 7.1556 (2.6); 7.1513 (3.4); 7.1456 (2.7); 7.1389 (0.6); 7.1332 (0.6); 6.9280 (0.6); 6.9118 (2.0); 6.9099 (2.1); 6.9062 (2.6); 6.9004 (1.7); 6.8940 (2.0); 6.8900 (2.8); 6.8883 (3.2); 6.8844 (3.4); 6.8787 (1.6); 6.8723 (0.9); 6.8666 (1.4); 6.8627 (1.5); 6.8570 (0.7); 6.0459 (0.6); 6.0423 (1.4); 6.0388 (1.7); 6.0361 (1.7); 6.0323 (2.0); 6.0257 (3.0); 6.0223 (3.2); 6.0193 (2.9); 6.0125 (1.5); 6.0085 (1.5); 6.0060 (1.4); 6.0022 (1.3); 5.9412 (1.3); 5.9356 (2.4); 5.9299 (1.4); 5.9276 (1.2); 5.9218 (1.9); 5.9162 (1.1); 5.8992 (0.8); 5.8853 (0.6); 5.8770 (1.3); 5.8713 (2.3); 5.8656 (1.4); 5.8634 (1.2); 5.8575 (1.9); 5.8519 (1.1); 5.8396 (0.7); 5.8257 (0.7); 5.0351 (1.2); 5.0269 (1.2); 5.0222 (1.2); 4.1500 (1.1); 4.1321 (3.4); 4.1143 (3.4); 4.0964 (1.2); 4.0609 (1.0); 4.0420 (3.1); 4.0308 (1.9); 4.0281</p>

(2.9); 4.0203 (0.6); 4.0119 (5.7); 3.9980 (5.8); 3.9556 (6.6); 3.9537 (6.4); 3.9468 (1.8); 3.9389 (1.7); 3.9255 (3.2); 3.9235 (3.2); 3.9167 (1.0); 3.9089 (1.1); 3.8006 (0.6); 3.7945 (0.6); 3.7885 (0.6); 3.7437 (1.0); 3.7407 (1.0); 3.7097 (3.3); 3.7073 (3.3); 3.6994 (1.6); 3.6965 (1.6); 3.6657 (5.6); 3.6632 (5.5); 3.6086 (0.8); 3.6056 (0.8); 3.6021 (1.1); 3.5993 (1.2); 3.5964 (1.4); 3.5935 (1.5); 3.5899 (1.5); 3.5870 (1.6); 3.5841 (1.5); 3.5807 (1.6); 3.5778 (1.5); 3.5747 (1.2); 3.5718 (1.3); 3.5631 (5.4); 3.5511 (4.4); 3.5372 (1.3); 3.5190 (2.8); 3.5070 (2.6); 3.4928 (0.9); 2.6095 (0.7); 2.5884 (1.4); 2.5742 (1.1); 2.5673 (1.0); 2.5531 (1.6); 2.5370 (1.0); 2.5322 (1.0); 2.5160 (1.6); 2.5018 (1.1); 2.4950 (1.0); 2.4809 (1.7); 2.4599 (0.9); 2.0596 (0.9); 2.0454 (16.0); 2.0244 (0.7); 2.0150 (1.3); 2.0055 (0.8); 1.9614 (0.9); 1.9568 (0.6); 1.9520 (1.6); 1.9426 (0.9); 1.9262 (0.7); 1.9168 (1.4); 1.9075 (0.8); 1.2769 (4.5); 1.2590 (9.2); 1.2411 (4.4); 0.0079 (1.0); -0.0002 (32.7); -0.0085 (1.1)

I-112: ¹H-NMR(400.0 MHz, CDCl₃):

δ= 7.5190 (1.3); 7.2601 (235.5); 7.1923 (0.7); 7.1868 (1.5); 7.1745 (7.1); 7.1688 (8.6); 7.1658 (5.3); 7.1577 (5.4); 7.1546 (8.6); 7.1489 (7.1); 7.1367 (1.4); 7.1310 (0.6); 7.0601 (2.4); 7.0381 (2.4); 6.9961 (1.4); 6.8987 (1.8); 6.8929 (3.1); 6.8870 (1.7); 6.8770 (3.5); 6.8712 (6.0); 6.8654 (3.1); 6.8553 (1.9); 6.8494 (3.0); 6.8437 (1.4); 5.9916 (2.8); 5.9879 (3.1); 5.9855 (3.2); 5.9817 (2.9); 5.9778 (4.2); 5.9741 (4.8); 5.9717 (4.7); 5.9680 (4.1); 5.9295 (4.0); 5.9240 (7.4); 5.9185 (4.4); 5.9159 (3.2); 5.9102 (5.0); 5.9046 (2.8); 5.0734 (1.4); 5.0700 (1.4); 5.0482 (2.4); 5.0303 (1.4); 5.0269 (1.3); 4.3876 (7.5); 4.3856 (7.7); 4.3742 (12.7); 4.3713 (10.6); 4.3703 (10.6); 4.3588 (8.9); 4.3577 (9.0); 3.8230 (10.2); 3.7797 (11.9); 3.7164 (14.1); 3.7019 (16.0); 3.6881 (12.3); 3.5720 (2.3); 3.5692 (2.2); 3.5663 (2.3); 3.5633 (2.3); 3.5606 (2.2); 3.5569 (2.3); 3.3467 (10.7); 3.3033 (9.0); 2.5475 (2.5); 2.5263 (4.7); 2.5124 (3.2); 2.5052 (2.8); 2.4913 (5.2); 2.4701 (2.6); 1.9268 (2.6); 1.9171 (4.6); 1.9075 (2.5); 1.8919 (2.2); 1.8821 (4.2); 1.8723 (2.4); 1.7287 (0.5); 1.5730 (1.4); 1.5596 (3.3); 1.5518 (4.9); 1.5439 (15.2); 1.5390 (10.2); 1.5317 (3.0); 1.5254 (3.4); 1.5178 (3.1); 1.5045 (1.5); 1.2565 (1.4); 1.2007 (0.7); 0.8806 (0.5); 0.6792 (1.1); 0.6735 (1.4); 0.6698 (1.8); 0.6646 (1.9); 0.6592 (2.6); 0.6563 (1.9); 0.6499 (2.6); 0.6458 (3.5); 0.6364 (3.4); 0.6325 (2.1); 0.6233 (2.1); 0.5969 (1.3); 0.5881 (1.2); 0.5756 (3.2); 0.5663 (3.4); 0.5624 (2.8); 0.5565 (3.9); 0.5546 (4.2); 0.5459 (4.1); 0.5436 (3.9); 0.5340 (4.2); 0.5258 (2.6); 0.5224 (3.6); 0.5127 (3.4); 0.5005 (1.2); 0.4914 (1.5); 0.4825 (2.2); 0.4735 (2.2); 0.4693 (3.6); 0.4603 (3.2); 0.4555 (2.4); 0.4467 (2.3); 0.4415 (2.2); 0.4362 (1.7); 0.4324 (1.4); 0.4266 (1.0); 0.0080 (4.4); -0.0002 (135.2); -0.0084 (6.0)

I-113: ¹H-NMR(400.0 MHz, CDCl₃):

δ= 7.5191 (0.8); 7.2602 (140.6); 7.1782 (1.1); 7.1658 (5.3); 7.1603 (6.6); 7.1490 (4.3); 7.1459 (6.5); 7.1403 (5.3); 7.1283 (1.0); 7.0508 (2.0); 7.0296 (2.0); 6.9962 (0.9); 6.8968 (1.3); 6.8911 (2.3); 6.8852 (1.2); 6.8751 (2.7); 6.8693 (4.4); 6.8636 (2.3); 6.8534 (1.4); 6.8475 (2.2); 6.8418 (1.1); 5.9697 (2.3); 5.9635 (2.8); 5.9596 (2.7); 5.9560 (3.1); 5.9520 (3.4); 5.9498 (3.4); 5.9459 (2.8); 5.8448 (2.8); 5.8391 (5.1); 5.8333 (3.3); 5.8253 (4.1); 5.8197 (2.3); 5.0819 (1.2); 5.0596 (2.0); 5.0422 (1.2); 4.4345 (0.6); 4.4185 (4.9); 4.4147 (5.0); 4.4045 (8.3); 4.4008 (7.9); 4.3900 (5.5); 4.3868 (5.4); 4.3703 (0.6); 3.8222 (7.4); 3.7789 (8.8); 3.7449 (8.9); 3.7308 (16.0); 3.7168 (7.2); 3.5925 (1.9); 3.5835 (1.8); 3.5772 (2.0); 3.3404 (7.9); 3.2970 (6.7); 2.6142 (1.8); 2.5931 (3.3); 2.5792 (2.3); 2.5719 (2.0); 2.5580 (3.8); 2.5368 (1.9); 1.9924 (2.0); 1.9829 (3.6); 1.9733 (2.0); 1.9574 (1.8); 1.9478 (3.2); 1.9383 (1.8); 1.5763 (1.0); 1.5630 (2.4); 1.5553 (3.3); 1.5446 (11.2); 1.5289 (2.8); 1.5213 (2.4); 1.5079 (1.2); 1.2561 (1.0); 0.7176 (1.5); 0.7137 (1.7); 0.7021 (2.1); 0.6897 (2.4); 0.6806 (2.1); 0.6769 (1.7); 0.6683 (1.4); 0.6059 (0.7); 0.5986 (0.6); 0.5845 (2.2); 0.5765 (2.7); 0.5717 (4.4); 0.5681 (4.3); 0.5638 (4.2); 0.5551 (3.6); 0.5506 (4.3); 0.5477 (3.9); 0.5429 (3.0); 0.5336 (2.6); 0.5205 (0.8); 0.5123 (1.1); 0.5047 (1.6); 0.4970 (1.7); 0.4917 (2.3); 0.4844 (2.3); 0.4794 (1.4); 0.4725 (2.3); 0.4688 (2.0); 0.4598 (1.7); 0.4551 (1.6); 0.0079 (3.2); -0.0002 (80.0); -0.0084 (3.8)

I-114: ¹H-NMR(400.0 MHz, CDCl₃):

δ= 7.5188 (2.0); 7.2714 (1.3); 7.2599 (375.1); 7.1816 (0.7); 7.1759 (1.4); 7.1634 (6.8); 7.1604 (5.4); 7.1577 (8.0); 7.1545 (4.8); 7.1467 (4.7); 7.1436 (8.1); 7.1379 (6.8); 7.1256 (1.3); 6.9959 (2.1); 6.9080 (1.7); 6.9022 (3.0); 6.8963 (1.6); 6.8863 (3.4); 6.8805 (5.9); 6.8747 (3.0); 6.8646 (1.8); 6.8588 (3.0); 6.8530 (1.4); 6.6721 (2.3); 6.6528 (2.3); 5.9969 (3.4); 5.9927 (3.9); 5.9910 (4.0); 5.9866 (3.6); 5.9831 (4.2); 5.9788 (4.6); 5.9771 (4.6); 5.9728 (4.1); 5.8315 (3.6); 5.8257 (6.9); 5.8199 (4.1); 5.8177 (3.6); 5.8118 (6.0); 5.8060 (3.3); 5.1468 (0.9); 5.1415 (1.1); 5.1361 (1.2); 5.1316 (1.7); 5.1260 (2.2); 5.1212 (2.3); 5.1156 (2.3); 5.1108 (2.1); 5.1053 (1.8); 5.1006 (1.2); 5.0951 (1.3); 5.0901 (0.9); 4.3679 (10.1); 4.3556 (9.8); 4.3539 (12.7); 4.3514 (9.5); 4.3396 (12.8); 3.8202 (10.5); 3.8128 (3.2); 3.8066 (3.1); 3.8006 (2.8); 3.7969 (2.8); 3.7909 (3.2); 3.7846 (3.4); 3.7768 (12.2); 3.6988 (13.6); 3.6868 (8.4); 3.6845 (14.8); 3.6705 (12.3); 3.3580 (10.0); 3.3144 (8.6); 2.7567 (2.8); 2.7443 (2.8); 2.7362 (2.9); 2.7238 (3.4); 2.7216 (3.6); 2.7092 (3.3); 2.7011 (3.0); 2.6887 (2.9); 1.9518 (2.8); 1.9408 (2.7); 1.9298 (2.8); 1.9187 (3.3); 1.9167 (3.2); 1.9057 (2.7); 1.8946 (2.5); 1.8837 (2.6); 1.5862 (1.3); 1.5727 (2.7); 1.5652 (2.8); 1.5587 (2.2); 1.5517 (6.0); 1.5384 (16.0); 1.5175 (2.0); 1.3437

(0.8); 1.2565 (3.2); 0.8804 (1.1); 0.6713 (1.0); 0.6669 (1.3); 0.6631 (1.6); 0.6587 (2.1); 0.6520 (2.0); 0.6445 (1.9); 0.6388 (3.1); 0.6308 (2.8); 0.6255 (2.1); 0.6169 (3.5); 0.6083 (1.2); 0.5961 (3.5); 0.5867 (3.3); 0.5831 (2.7); 0.5782 (3.6); 0.5752 (5.3); 0.5706 (2.6); 0.5658 (4.5); 0.5623 (2.8); 0.5573 (5.0); 0.5544 (3.5); 0.5494 (2.5); 0.5450 (3.2); 0.5364 (2.9); 0.5236 (1.1); 0.5150 (1.1); 0.4834 (1.8); 0.4750 (2.0); 0.4709 (3.1); 0.4618 (3.1); 0.4579 (1.9); 0.4518 (1.6); 0.4481 (2.1); 0.4425 (2.4); 0.4380 (1.6); 0.4339 (1.3); 0.4287 (1.0); 0.1459 (0.7); 0.0080 (6.4); -0.0002 (217.6); -0.0085 (7.4); -0.1494 (0.6)

I-115: ¹H-NMR(400.0 MHz, CDCl₃):

δ= 7.5187 (2.1); 7.2599 (364.5); 7.1787 (1.5); 7.1661 (7.2); 7.1604 (8.4); 7.1572 (5.0); 7.1494 (5.0); 7.1463 (8.5); 7.1406 (6.8); 7.1341 (1.2); 7.1283 (1.3); 6.9958 (2.0); 6.9110 (1.9); 6.9052 (3.2); 6.8994 (1.7); 6.8893 (3.6); 6.8835 (6.0); 6.8777 (3.0); 6.8676 (1.8); 6.8618 (3.0); 6.8560 (1.5); 6.6637 (2.5); 6.6423 (2.6); 6.0046 (3.3); 6.0002 (3.9); 5.9987 (3.9); 5.9943 (3.6); 5.9907 (4.3); 5.9863 (5.0); 5.9847 (4.8); 5.9804 (4.2); 5.8913 (3.9); 5.8856 (7.2); 5.8799 (4.2); 5.8775 (3.6); 5.8717 (5.8); 5.8660 (3.1); 5.1643 (1.0); 5.1590 (1.2); 5.1531 (1.3); 5.1489 (1.8); 5.1433 (2.2); 5.1381 (2.4); 5.1327 (2.4); 5.1277 (2.3); 5.1222 (1.7); 5.1180 (1.3); 5.1121 (1.2); 5.1067 (0.8); 4.3518 (8.8); 4.3381 (11.7); 4.3354 (9.2); 4.3236 (11.8); 3.8239 (9.8); 3.7971 (1.0); 3.7911 (2.5); 3.7850 (4.0); 3.7803 (13.5); 3.7733 (3.4); 3.7691 (3.0); 3.7632 (3.4); 3.7572 (3.2); 3.7512 (2.4); 3.7451 (0.9); 3.6843 (13.9); 3.6699 (15.5); 3.6560 (12.4); 3.3568 (10.4); 3.3132 (8.7); 2.6997 (2.9); 2.6877 (2.8); 2.6790 (3.0); 2.6669 (3.5); 2.6645 (3.7); 2.6525 (3.3); 2.6438 (3.1); 2.6318 (3.0); 1.8799 (2.9); 1.8686 (2.9); 1.8578 (3.0); 1.8463 (3.8); 1.8334 (2.8); 1.8226 (2.6); 1.8114 (2.6); 1.5840 (1.5); 1.5706 (3.0); 1.5631 (3.3); 1.5568 (2.8); 1.5496 (7.4); 1.5382 (16.0); 1.5291 (5.8); 1.5154 (2.1); 1.3438 (1.0); 1.2569 (4.1); 0.8803 (1.6); 0.6718 (1.0); 0.6662 (1.4); 0.6625 (1.8); 0.6576 (2.1); 0.6517 (2.3); 0.6430 (2.6); 0.6382 (3.3); 0.6297 (3.2); 0.6249 (2.2); 0.6158 (2.7); 0.6049 (1.3); 0.5927 (3.6); 0.5832 (3.4); 0.5795 (2.7); 0.5719 (4.0); 0.5623 (3.6); 0.5595 (4.0); 0.5522 (4.0); 0.5432 (2.5); 0.5391 (3.4); 0.5301 (3.1); 0.5176 (1.3); 0.5086 (1.4); 0.4794 (2.1); 0.4708 (2.0); 0.4667 (3.4); 0.4574 (3.3); 0.4531 (2.3); 0.4472 (1.8); 0.4437 (2.3); 0.4389 (2.0); 0.4337 (1.6); 0.4295 (1.3); 0.4236 (1.0); 0.1459 (0.8); 0.0079 (6.8); -0.0002 (216.9); -0.0085 (7.4); -0.1495 (0.7)

I-116: ¹H-NMR(400.0 MHz, CDCl₃):

δ= 7.9415 (2.8); 7.9375 (3.6); 7.9334 (2.6); 7.9291 (2.1); 7.9251 (1.4); 7.8749 (0.8); 7.8719 (1.0); 7.8673 (1.3); 7.8640 (1.1); 7.8597 (0.9); 7.8517 (2.0); 7.8474 (2.0); 7.8442 (1.3); 7.8398 (1.0); 7.8364 (0.8); 7.8337 (1.1); 7.8318 (1.3); 7.7280 (0.6); 7.7252 (1.2); 7.7214 (1.3); 7.7180 (1.1); 7.7149 (1.6); 7.7112 (1.5); 7.7086 (1.6); 7.7058 (1.6); 7.7021 (1.6); 7.6985 (1.4); 7.6955 (1.8); 7.6919 (1.7); 7.6892 (0.9); 7.5647 (1.1); 7.5555 (1.8); 7.5451 (1.7); 7.5358 (2.8); 7.5254 (0.8); 7.5194 (0.8); 7.5162 (1.2); 7.2606 (98.2); 7.0727 (0.7); 6.9966 (0.6); 6.7955 (0.6); 6.7747 (0.6); 5.9909 (0.6); 5.9831 (1.3); 5.9786 (1.4); 5.9728 (1.4); 5.9703 (1.5); 5.9654 (1.7); 5.9574 (0.7); 5.9537 (0.8); 5.9480 (1.5); 5.9430 (2.0); 5.9375 (0.8); 5.9291 (0.8); 5.9234 (0.9); 5.9176 (1.0); 5.9119 (0.6); 5.9037 (0.7); 5.8588 (0.7); 5.8531 (1.3); 5.8474 (0.9); 5.8438 (1.2); 5.8392 (1.2); 5.8336 (0.7); 5.8297 (0.8); 5.0290 (0.7); 5.0242 (0.7); 4.5696 (1.1); 4.5487 (3.5); 4.5278 (3.9); 4.5162 (0.8); 4.5083 (3.8); 4.4995 (1.0); 4.4953 (2.4); 4.4874 (3.5); 4.4785 (2.4); 4.4743 (2.5); 4.4665 (1.2); 4.4576 (2.3); 4.4534 (0.9); 4.4366 (0.8); 3.8662 (0.6); 3.8622 (1.6); 3.8550 (2.9); 3.8507 (0.9); 3.8424 (2.3); 3.8392 (0.9); 3.8333 (0.6); 3.8189 (1.8); 3.8117 (3.6); 3.8055 (0.7); 3.7992 (2.5); 3.6327 (0.7); 3.6272 (0.7); 3.4900 (1.2); 3.2436 (1.8); 3.2413 (1.9); 3.2375 (2.4); 3.2286 (2.1); 3.2002 (1.6); 3.1979 (1.7); 3.1944 (2.1); 3.1853 (1.8); 2.6531 (0.5); 2.6319 (0.9); 2.6180 (0.6); 2.6108 (0.5); 2.5968 (0.8); 2.5626 (0.8); 2.5485 (0.6); 2.5415 (0.5); 2.5274 (0.9); 2.5062 (0.5); 2.0044 (0.5); 1.9904 (1.1); 1.9794 (0.6); 1.9673 (0.6); 1.9556 (1.1); 1.9449 (0.6); 1.9171 (0.5); 1.9065 (0.8); 1.8981 (0.6); 1.8715 (0.8); 1.8632 (0.6); 1.7374 (13.7); 1.7347 (16.0); 1.7267 (12.0); 1.5523 (6.9); 0.0080 (1.8); -0.0002 (55.8); -0.0085 (1.8)

I-117: ¹H-NMR(400.0 MHz, CDCl₃):

δ= 7.2601 (29.3); 7.2136 (1.3); 7.2080 (1.6); 7.2046 (1.0); 7.1977 (1.0); 7.1942 (1.6); 7.1886 (1.3); 6.9561 (0.6); 6.9402 (0.7); 6.9344 (1.1); 6.9287 (0.6); 6.9129 (0.6); 6.0133 (0.5); 6.0101 (0.6); 6.0068 (0.6); 6.0035 (0.6); 5.9996 (0.8); 5.9963 (0.8); 5.9931 (0.8); 5.9898 (0.7); 5.9315 (0.7); 5.9260 (1.2); 5.9204 (0.8); 5.9123 (0.9); 5.9067 (0.5); 5.2986 (3.3); 5.0676 (0.5); 3.9956 (1.0); 3.9505 (1.4); 3.7540 (2.6); 3.7411 (16.0); 3.7090 (1.8); 3.5545 (0.6); 3.5483 (0.5); 3.5338 (0.5); 2.4731 (0.9); 2.4587 (0.6); 2.4523 (0.5); 2.4379 (1.0); 2.4170 (0.5); 1.9755 (0.5); 1.9675 (0.9); 1.9323 (0.8); 1.5444 (5.6); 0.0079 (0.5); -0.0002 (16.1); -0.0084 (0.6)

I-118: ¹H-NMR(400.0 MHz, CDCl₃):

δ= 7.2607 (75.3); 7.2476 (2.6); 7.2151 (0.7); 7.2092 (1.0); 7.2039 (1.2); 7.1968 (3.8); 7.1911 (4.7); 7.1861 (6.7); 7.1803 (9.1); 7.1771 (9.1); 7.1713 (7.1); 7.1663 (7.7); 7.1607 (7.1); 7.1564 (3.3); 7.1483 (1.5); 7.1435 (0.9); 6.9356 (0.9); 6.9326 (1.4); 6.9299 (1.4); 6.9239 (1.8); 6.9177 (2.5); 6.9139 (2.6); 6.9111 (3.0); 6.9082 (2.8); 6.9023 (3.3); 6.8980 (3.8); 6.8963 (3.8); 6.8923 (2.8); 6.8903 (2.6); 6.8867 (1.8); 6.8807 (1.9); 6.8763

(2.2); 6.8747 (2.2); 6.8704 (1.8); 6.8459 (1.1); 6.0310 (1.1); 6.0267 (1.3); 6.0249 (1.4); 6.0211 (2.0); 6.0170 (2.4); 6.0111 (3.3); 6.0072 (3.4); 6.0013 (3.8); 5.9975 (3.8); 5.9944 (3.3); 5.9912 (3.0); 5.9876 (2.9); 5.9842 (1.9); 5.9805 (1.6); 5.9276 (1.6); 5.9220 (2.9); 5.9164 (1.7); 5.9139 (1.4); 5.9082 (2.2); 5.9026 (1.3); 5.8884 (1.2); 5.8827 (2.1); 5.8770 (1.3); 5.8746 (1.2); 5.8688 (1.8); 5.8631 (1.1); 5.8561 (1.4); 5.8504 (2.6); 5.8447 (1.6); 5.8425 (1.4); 5.8366 (2.2); 5.8306 (2.0); 5.8245 (2.0); 5.8186 (1.2); 5.8165 (1.2); 5.8105 (1.7); 5.8048 (1.0); 5.1501 (0.6); 5.1447 (0.7); 5.1398 (0.9); 5.1347 (1.0); 5.1290 (1.0); 5.1249 (1.0); 5.1192 (1.1); 5.1140 (1.0); 5.1088 (1.0); 5.1044 (0.8); 5.0987 (0.6); 5.0938 (0.5); 5.0437 (1.6); 5.0340 (1.6); 5.0130 (0.9); 4.4414 (0.7); 4.4253 (3.0); 4.4209 (3.0); 4.4114 (4.5); 4.4071 (4.2); 4.3970 (3.3); 4.3931 (3.2); 4.3841 (3.2); 4.3806 (3.2); 4.3705 (6.1); 4.3667 (5.8); 4.3557 (8.4); 4.3400 (5.8); 4.3272 (3.4); 4.0476 (4.7); 4.0293 (2.8); 4.0206 (4.5); 4.0176 (8.9); 3.9993 (4.9); 3.9907 (7.4); 3.9508 (9.3); 3.9435 (4.9); 3.9344 (4.4); 3.9215 (4.7); 3.9135 (2.6); 3.9044 (2.8); 3.8270 (0.7); 3.8209 (0.9); 3.8147 (1.0); 3.8085 (0.9); 3.8052 (1.1); 3.7991 (1.6); 3.7933 (1.6); 3.7875 (1.4); 3.7819 (1.1); 3.7776 (1.1); 3.7717 (1.3); 3.7658 (1.4); 3.7549 (5.8); 3.7461 (1.5); 3.7409 (9.6); 3.7360 (2.1); 3.7312 (4.1); 3.7268 (5.8); 3.7229 (5.2); 3.7175 (5.1); 3.7148 (7.5); 3.7004 (9.2); 3.6981 (6.4); 3.6866 (16.0); 3.6789 (7.7); 3.6731 (9.5); 3.6699 (6.6); 3.6585 (4.1); 3.6058 (1.0); 3.6027 (1.0); 3.5975 (1.3); 3.5907 (1.7); 3.5856 (2.0); 3.5762 (2.0); 3.5695 (1.7); 3.5644 (1.7); 3.5573 (6.6); 3.5526 (7.3); 3.5295 (3.5); 3.5133 (3.7); 3.5085 (4.3); 3.4852 (2.2); 2.7529 (0.8); 2.7405 (0.8); 2.7324 (0.9); 2.7182 (1.7); 2.7054 (1.3); 2.6975 (1.7); 2.6846 (1.5); 2.6715 (1.0); 2.6625 (0.9); 2.6509 (0.9); 2.5956 (1.0); 2.5745 (1.8); 2.5603 (1.3); 2.5533 (1.2); 2.5392 (2.0); 2.5314 (1.2); 2.5180 (1.1); 2.5104 (2.0); 2.4962 (1.4); 2.4893 (1.2); 2.4751 (2.2); 2.4540 (1.1); 2.0418 (1.0); 2.0330 (1.8); 2.0240 (1.0); 2.0065 (1.0); 1.9977 (1.8); 1.9890 (1.7); 1.9780 (1.0); 1.9709 (1.3); 1.9671 (1.3); 1.9619 (2.2); 1.9534 (1.7); 1.9426 (0.9); 1.9356 (1.1); 1.9320 (1.0); 1.9266 (1.8); 1.9177 (1.0); 1.8946 (0.9); 1.8830 (0.8); 1.8725 (0.8); 1.8598 (1.1); 1.8477 (0.8); 1.8372 (0.7); 1.8258 (0.8); 1.5565 (4.1); 1.2542 (0.5); 0.0079 (2.6); -0.0002 (78.5); -0.0085 (3.4)

I-119: ¹H-NMR(400.0 MHz, CDCl₃):

δ= 7.9791 (0.7); 7.9761 (0.5); 7.9677 (0.7); 7.7647 (0.7); 7.7484 (0.5); 7.7452 (0.8); 7.7421 (0.5); 7.5968 (0.7); 7.5771 (1.1); 7.5574 (0.5); 7.2613 (4.4); 4.0080 (0.5); 3.9990 (0.5); 3.7933 (0.9); 3.7875 (0.9); 3.7483 (0.7); 3.7424 (0.6); 1.5601 (0.9); 1.4889 (0.6); 1.4822 (15.6); 1.4489 (16.0); 1.4332 (1.2); -0.0002 (5.2)

I-120: ¹H-NMR(400.0 MHz, CDCl₃):

δ= 7.3162 (1.1); 7.3008 (1.1); 7.2636 (9.0); 7.2041 (0.5); 7.1973 (2.6); 7.1916 (3.1); 7.1865 (3.2); 7.1807 (4.2); 7.1775 (4.4); 7.1716 (3.4); 7.1666 (2.8); 7.1609 (2.4); 7.1542 (0.5); 6.9216 (0.8); 6.9158 (1.4); 6.9101 (0.8); 6.8999 (1.6); 6.8941 (2.8); 6.8884 (1.5); 6.8782 (0.8); 6.8724 (1.4); 6.8667 (0.8); 5.9909 (1.0); 5.9872 (1.2); 5.9841 (1.9); 5.9805 (2.0); 5.9772 (2.3); 5.9736 (2.4); 5.9704 (2.5); 5.9668 (2.4); 5.9637 (1.4); 5.9600 (1.1); 5.9008 (1.3); 5.8953 (2.4); 5.8897 (1.4); 5.8872 (1.1); 5.8815 (1.8); 5.8759 (1.0); 5.8284 (1.0); 5.8228 (1.9); 5.8171 (1.2); 5.8147 (1.0); 5.8090 (1.6); 5.8033 (0.9); 5.0506 (0.5); 5.0472 (0.6); 5.0443 (0.7); 5.0411 (0.9); 5.0384 (1.0); 5.0354 (1.1); 5.0326 (1.1); 5.0297 (1.1); 5.0259 (1.0); 5.0222 (1.1); 5.0196 (1.1); 5.0165 (1.2); 5.0137 (1.1); 5.0078 (0.8); 5.0047 (0.6); 5.0016 (0.6); 4.9987 (0.5); 4.2329 (1.9); 4.2151 (6.0); 4.1972 (8.1); 4.1790 (8.5); 4.1611 (7.0); 4.1433 (2.4); 4.0414 (2.5); 4.0190 (2.6); 4.0114 (4.9); 3.9890 (6.1); 3.9538 (10.3); 3.9237 (4.8); 3.7209 (3.2); 3.7179 (2.9); 3.6769 (5.3); 3.6740 (4.8); 3.5591 (4.6); 3.5506 (4.0); 3.5332 (0.8); 3.5304 (0.8); 3.5255 (1.0); 3.5150 (3.9); 3.5114 (1.9); 3.5066 (3.6); 3.4988 (1.1); 3.4926 (0.9); 3.4897 (0.9); 2.5582 (0.8); 2.5372 (1.4); 2.5231 (1.0); 2.5161 (0.9); 2.5020 (1.6); 2.4933 (0.9); 2.4810 (0.8); 2.4723 (1.7); 2.4583 (1.1); 2.4514 (1.0); 2.4373 (1.9); 2.4163 (0.9); 2.0054 (0.8); 1.9966 (1.4); 1.9878 (0.8); 1.9703 (0.7); 1.9615 (1.2); 1.9527 (0.7); 1.9348 (0.9); 1.9257 (1.7); 1.9166 (0.9); 1.8997 (0.8); 1.8907 (1.5); 1.8816 (0.8); 1.3242 (6.7); 1.3063 (13.8); 1.2892 (10.3); 1.2718 (16.0); 1.2611 (0.6); 1.2540 (7.7); -0.0002 (11.9)

I-121: ¹H-NMR(400.0 MHz, CDCl₃):

δ= 7.2672 (6.3); 7.1766 (1.3); 7.1734 (1.2); 7.1708 (1.6); 7.1670 (2.7); 7.1611 (3.3); 7.1569 (3.2); 7.1508 (2.5); 7.1470 (2.9); 7.1414 (2.6); 7.1373 (1.1); 7.0801 (0.7); 6.8943 (0.6); 6.8888 (1.1); 6.8833 (1.2); 6.8785 (1.0); 6.8726 (1.1); 6.8668 (1.5); 6.8617 (1.1); 6.8569 (0.6); 6.8509 (0.6); 6.8459 (0.7); 6.8448 (0.7); 6.0003 (0.5); 5.9986 (0.6); 5.9966 (0.6); 5.9943 (0.6); 5.9907 (1.0); 5.9863 (1.1); 5.9844 (1.1); 5.9803 (1.2); 5.9783 (1.0); 5.9727 (0.8); 5.9701 (0.7); 5.9658 (1.1); 5.9599 (1.1); 5.9552 (0.6); 5.9517 (0.6); 5.9478 (0.7); 5.9453 (0.7); 5.9415 (0.6); 5.9105 (0.6); 5.9050 (1.1); 5.8994 (0.6); 5.8912 (0.8); 5.8690 (0.9); 5.8632 (0.5); 5.8551 (0.7); 5.8240 (0.6); 5.8183 (1.1); 5.8130 (1.0); 5.8102 (0.7); 5.8076 (1.0); 5.8045 (1.1); 5.8019 (0.6); 5.7992 (0.8); 5.7937 (0.7); 5.0571 (0.6); 5.0541 (0.5); 5.0394 (0.5); 5.0362 (0.5); 4.3124 (1.0); 4.3036 (1.3); 4.3010 (1.9); 4.2914 (2.1); 4.2885 (1.4); 4.2863 (1.2); 4.2803 (1.2); 4.2764 (1.7); 4.2737 (1.4); 4.2662 (1.6); 4.2629 (1.7); 4.2594 (1.0); 4.2557 (1.6); 4.2538 (1.3); 4.2470 (1.5); 4.2429 (1.4); 4.2379 (1.5); 4.2299 (1.2); 4.2252 (0.8); 4.2192 (0.7); 3.8279 (2.0); 3.8249 (2.1); 3.8221 (2.0); 3.7845 (2.8); 3.7817 (2.7); 3.7783 (2.8); 3.7712 (0.7); 3.6399 (2.2); 3.6291 (2.5); 3.6272 (2.4); 3.6160 (2.4); 3.6130 (1.4); 3.6064 (1.7); 3.6013 (2.6); 3.5944

(2.5); 3.5906 (2.9); 3.5829 (2.0); 3.5784 (2.8); 3.5669 (2.0); 3.5618 (0.8); 3.5584 (0.6); 3.4031 (16.0); 3.3877 (10.5); 3.3790 (15.1); 3.3731 (12.3); 3.3554 (2.4); 3.3440 (1.7); 3.3365 (1.9); 3.3118 (2.0); 3.3007 (1.5); 3.2931 (1.6); 2.6825 (0.6); 2.6701 (0.6); 2.5675 (0.8); 2.5536 (0.5); 2.5325 (0.8); 2.5057 (0.7); 2.4708 (0.8); 1.9623 (0.7); 1.9274 (0.7); 1.8967 (0.7); 1.8617 (0.7); 1.5695 (0.7); 1.5618 (0.7); 1.5590 (0.7); 1.5563 (0.8); 1.5486 (1.6); 1.5378 (1.3); 1.5354 (1.6); 1.5277 (1.0); 1.5248 (0.7); 1.5225 (0.6); 1.5170 (0.7); 1.5146 (0.8); 0.6629 (0.6); 0.6604 (0.6); 0.6555 (0.6); 0.6493 (1.0); 0.6402 (0.8); 0.6362 (1.0); 0.6274 (0.9); 0.6230 (0.5); 0.6140 (0.6); 0.5927 (0.6); 0.5895 (0.6); 0.5832 (0.7); 0.5797 (1.2); 0.5754 (0.8); 0.5716 (1.5); 0.5673 (1.7); 0.5626 (1.8); 0.5591 (1.8); 0.5546 (1.3); 0.5511 (1.7); 0.5496 (1.7); 0.5462 (1.8); 0.5426 (1.7); 0.5365 (1.1); 0.5298 (1.3); 0.5221 (0.6); 0.5185 (0.7); 0.5087 (0.9); 0.5059 (0.6); 0.4862 (0.6); 0.4821 (0.6); 0.4777 (0.5); 0.4736 (1.0); 0.4693 (1.3); 0.4649 (0.7); 0.4605 (1.2); 0.4559 (1.2); 0.4500 (0.7); 0.4458 (0.8); 0.4410 (0.8); 0.4363 (0.6); 0.4320 (0.6); -0.0002 (7.8)

I-122: ¹H-NMR(400.0 MHz, CDCl₃):

δ= 7.9778 (11.7); 7.9741 (16.0); 7.9701 (12.1); 7.9656 (9.5); 7.9645 (9.3); 7.9615 (5.8); 7.8996 (3.7); 7.8966 (4.6); 7.8921 (6.8); 7.8890 (5.0); 7.8846 (4.4); 7.8797 (7.5); 7.8771 (9.1); 7.8724 (9.2); 7.8691 (5.6); 7.8679 (5.3); 7.8647 (4.6); 7.8576 (5.6); 7.7870 (2.7); 7.7810 (4.7); 7.7775 (5.4); 7.7744 (7.6); 7.7708 (7.5); 7.7678 (6.8); 7.7650 (6.0); 7.7580 (6.5); 7.7550 (8.9); 7.7514 (8.4); 7.7486 (4.2); 7.6124 (4.9); 7.6049 (5.8); 7.6032 (7.0); 7.6011 (5.6); 7.5927 (8.2); 7.5835 (11.1); 7.5731 (3.8); 7.5656 (4.0); 7.5639 (4.7); 7.5193 (0.6); 7.2603 (119.5); 7.2090 (3.5); 7.1872 (3.4); 6.9963 (0.9); 6.8172 (1.3); 6.7957 (2.1); 6.7723 (1.2); 6.0522 (2.0); 6.0479 (2.4); 6.0463 (2.4); 6.0415 (3.3); 6.0382 (3.2); 6.0325 (5.2); 6.0275 (5.8); 6.0229 (5.1); 6.0197 (6.3); 6.0164 (7.6); 6.0132 (6.2); 6.0097 (6.0); 6.0066 (3.6); 6.0027 (3.5); 6.0000 (3.3); 5.9963 (3.0); 5.9787 (3.5); 5.9733 (6.3); 5.9677 (3.5); 5.9650 (2.4); 5.9594 (3.9); 5.9539 (2.2); 5.9350 (1.9); 5.9293 (3.5); 5.9236 (2.1); 5.9212 (1.8); 5.9154 (2.9); 5.9103 (4.1); 5.9049 (5.5); 5.8992 (3.4); 5.8968 (2.8); 5.8911 (4.4); 5.8855 (2.4); 5.8788 (2.1); 5.8730 (3.9); 5.8671 (2.2); 5.8650 (2.0); 5.8591 (3.3); 5.8532 (1.8); 5.2036 (0.6); 5.1882 (1.1); 5.1826 (1.4); 5.1767 (1.6); 5.1712 (1.4); 5.1657 (1.4); 5.1603 (1.4); 5.1557 (1.8); 5.1500 (1.7); 5.1451 (1.4); 5.1397 (1.0); 5.1294 (1.6); 5.1240 (1.6); 5.1049 (2.9); 5.0985 (2.6); 5.0890 (2.8); 5.0864 (2.9); 5.0678 (1.2); 4.5727 (4.4); 4.5647 (0.8); 4.5518 (13.6); 4.5468 (3.9); 4.5432 (4.1); 4.5310 (14.2); 4.5259 (10.6); 4.5222 (10.6); 4.5103 (6.4); 4.5048 (12.5); 4.5014 (11.6); 4.4908 (9.5); 4.4831 (8.0); 4.4698 (9.4); 4.4619 (2.4); 4.4489 (3.2); 4.0630 (2.8); 4.0584 (3.2); 4.0453 (5.9); 4.0176 (4.0); 4.0134 (4.5); 4.0003 (8.5); 3.9055 (1.2); 3.8995 (1.6); 3.8933 (1.8); 3.8872 (1.7); 3.8834 (2.4); 3.8773 (3.2); 3.8713 (3.2); 3.8653 (2.5); 3.8608 (1.7); 3.8550 (1.7); 3.8493 (1.5); 3.8433 (1.2); 3.8375 (0.6); 3.8095 (13.4); 3.8040 (12.3); 3.7970 (11.1); 3.7643 (9.6); 3.7589 (8.8); 3.7519 (8.1); 3.6761 (2.0); 3.6733 (2.6); 3.6705 (2.8); 3.6676 (3.0); 3.6640 (3.5); 3.6614 (3.6); 3.6555 (3.4); 3.6520 (3.5); 3.6494 (3.6); 3.6462 (3.1); 3.6404 (2.6); 3.6377 (2.1); 2.7900 (1.5); 2.7777 (1.5); 2.7694 (1.7); 2.7571 (1.9); 2.7544 (2.0); 2.7423 (3.0); 2.7339 (1.9); 2.7309 (1.6); 2.7217 (3.0); 2.7101 (1.6); 2.7071 (1.7); 2.6954 (1.6); 2.6864 (1.5); 2.6747 (1.5); 2.6563 (2.1); 2.6353 (3.8); 2.6208 (2.7); 2.6141 (2.4); 2.5997 (4.2); 2.5795 (3.2); 2.5592 (4.4); 2.5447 (3.0); 2.5382 (2.6); 2.5238 (4.8); 2.5028 (2.4); 2.0426 (2.1); 2.0336 (4.9); 2.0248 (2.3); 2.0110 (2.1); 2.0067 (4.0); 1.9977 (8.3); 1.9887 (3.9); 1.9754 (1.6); 1.9709 (2.2); 1.9621 (3.8); 1.9536 (2.6); 1.9440 (1.5); 1.9323 (1.8); 1.9189 (1.3); 1.9085 (1.2); 1.8969 (1.2); 1.5441 (6.0); 1.2549 (0.5); 0.0080 (4.4); -0.0002 (151.0); -0.0085 (5.3)

I-123: ¹H-NMR(400.0 MHz, CDCl₃):

δ= 7.2625 (36.5); 7.2189 (2.9); 7.2078 (2.6); 7.1954 (7.8); 7.1923 (6.9); 7.1896 (7.9); 7.1853 (9.9); 7.1797 (13.5); 7.1756 (13.0); 7.1699 (10.4); 7.1653 (10.1); 7.1601 (9.9); 7.1550 (4.1); 7.1476 (1.5); 7.1421 (0.9); 6.9391 (1.0); 6.9363 (1.2); 6.9334 (1.9); 6.9306 (2.0); 6.9279 (2.4); 6.9256 (2.3); 6.9223 (3.0); 6.9200 (3.0); 6.9173 (3.1); 6.9146 (3.4); 6.9118 (4.0); 6.9090 (4.0); 6.9062 (4.7); 6.9039 (4.4); 6.9006 (5.5); 6.8983 (5.2); 6.8949 (3.8); 6.8927 (3.7); 6.8902 (2.9); 6.8873 (2.9); 6.8846 (3.4); 6.8823 (3.4); 6.8789 (3.9); 6.8767 (3.7); 6.8732 (2.8); 6.8616 (1.5); 6.8549 (1.4); 6.1420 (1.0); 6.1320 (2.1); 6.1220 (1.0); 6.0993 (1.1); 6.0892 (2.5); 6.0783 (1.9); 6.0753 (0.9); 6.0679 (0.9); 6.0652 (1.5); 6.0552 (0.7); 6.0145 (1.6); 6.0101 (2.0); 6.0084 (2.2); 6.0044 (5.0); 5.9998 (4.6); 5.9945 (9.2); 5.9902 (6.3); 5.9848 (7.8); 5.9817 (5.9); 5.9792 (6.2); 5.9751 (5.0); 5.9722 (3.0); 5.9683 (2.5); 5.9619 (2.4); 5.9517 (5.1); 5.9412 (6.1); 5.9360 (5.4); 5.9304 (4.4); 5.9277 (4.9); 5.9221 (3.3); 5.9172 (2.5); 5.9049 (1.7); 5.8992 (3.0); 5.8935 (1.8); 5.8910 (1.5); 5.8853 (2.4); 5.8796 (1.4); 5.8705 (2.4); 5.8648 (4.2); 5.8571 (4.2); 5.8510 (3.6); 5.8472 (3.2); 5.8416 (3.1); 5.8357 (1.8); 5.8335 (1.7); 5.8276 (2.6); 5.8244 (1.6); 5.8218 (1.6); 5.8143 (2.6); 5.8031 (1.9); 5.8003 (0.9); 5.7929 (0.8); 5.7902 (1.5); 5.7802 (0.7); 5.1578 (0.5); 5.1521 (0.6); 5.1478 (0.7); 5.1426 (1.0); 5.1380 (1.3); 5.1325 (1.4); 5.1270 (1.4); 5.1232 (1.3); 5.1175 (1.4); 5.1125 (1.4); 5.1070 (1.3); 5.1026 (1.1); 5.0970 (0.8); 5.0925 (0.6); 5.0866 (0.6); 5.0613 (1.1); 5.0585 (1.3); 5.0555 (1.3); 5.0526 (1.6); 5.0494 (1.8); 5.0466 (1.9); 5.0435 (2.1); 5.0404 (2.3); 5.0378 (2.3); 5.0315 (2.3); 5.0281 (2.1); 5.0249 (1.9); 5.0223 (1.8); 5.0192 (1.6); 5.0161 (1.3); 5.0133 (1.2); 5.0104 (1.1); 5.0073 (0.9); 4.3870 (3.7); 4.3770 (3.7); 4.3528 (7.7); 4.3428 (10.6); 4.3368 (3.4); 4.3327

(3.8); 4.3266 (3.3); 4.3242 (3.4); 4.3186 (4.5); 4.3141 (3.5); 4.3086 (10.3); 4.3026 (6.3); 4.2986 (6.9); 4.2925 (6.0); 4.2900 (6.0); 4.2799 (5.1); 4.2744 (3.5); 4.2684 (3.2); 4.2645 (3.4); 4.2583 (3.0); 4.2558 (3.1); 4.2457 (2.4); 4.0490 (4.2); 4.0437 (5.6); 4.0309 (3.9); 4.0223 (6.1); 4.0191 (7.2); 4.0137 (9.8); 4.0008 (7.0); 3.9923 (10.9); 3.9472 (16.0); 3.9401 (6.7); 3.9304 (5.9); 3.9171 (8.1); 3.9101 (3.6); 3.9004 (3.7); 3.8535 (0.9); 3.8474 (1.2); 3.8412 (1.3); 3.8351 (1.2); 3.8317 (1.4); 3.8258 (2.2); 3.8198 (2.1); 3.8143 (1.8); 3.8087 (1.4); 3.8043 (1.2); 3.7983 (1.4); 3.7925 (1.3); 3.7866 (0.9); 3.7327 (4.1); 3.7298 (4.0); 3.7193 (9.5); 3.6886 (6.1); 3.6856 (6.3); 3.6752 (15.4); 3.6388 (0.6); 3.6295 (1.4); 3.6265 (1.3); 3.6208 (1.8); 3.6146 (2.4); 3.6114 (2.6); 3.6084 (2.6); 3.6054 (2.6); 3.6025 (2.6); 3.5997 (2.4); 3.5939 (1.8); 3.5882 (1.4); 3.5847 (1.5); 3.5785 (0.9); 3.5755 (0.7); 3.5563 (8.9); 3.5520 (6.9); 3.5493 (8.8); 3.5265 (4.8); 3.5123 (5.4); 3.5077 (4.2); 3.5052 (5.4); 3.4822 (3.1); 2.7452 (1.2); 2.7327 (1.2); 2.7247 (1.4); 2.7104 (2.3); 2.6976 (1.7); 2.6898 (2.2); 2.6769 (2.1); 2.6639 (1.3); 2.6548 (1.2); 2.6431 (1.2); 2.6232 (1.5); 2.6021 (2.6); 2.5879 (2.0); 2.5810 (1.8); 2.5668 (2.9); 2.5541 (1.7); 2.5457 (1.7); 2.5330 (3.1); 2.5188 (2.2); 2.5120 (1.9); 2.4978 (3.3); 2.4768 (1.8); 2.1707 (0.7); 2.1476 (0.6); 2.1455 (0.8); 2.0300 (1.6); 2.0204 (3.1); 2.0112 (1.7); 2.0082 (1.5); 1.9964 (1.7); 1.9857 (3.6); 1.9759 (1.6); 1.9728 (1.4); 1.9616 (2.7); 1.9516 (3.6); 1.9424 (1.7); 1.9264 (1.5); 1.9168 (2.8); 1.9132 (1.7); 1.9072 (1.6); 1.9015 (1.3); 1.8910 (1.2); 1.8790 (1.6); 1.8661 (1.1); 1.8556 (1.0); 1.8440 (1.0); 1.5841 (0.9); 1.2565 (0.7); 0.0080 (1.7); -0.0002 (47.5); -0.0085 (1.6)

I-124: ¹H-NMR(400.0 MHz, CDCl₃):

δ= 7.3009 (0.5); 7.2883 (0.5); 7.2803 (0.5); 7.2618 (20.5); 7.1986 (1.5); 7.1928 (1.7); 7.1865 (2.1); 7.1805 (3.2); 7.1788 (2.8); 7.1730 (2.1); 7.1714 (1.9); 7.1668 (2.4); 7.1609 (2.6); 7.1549 (1.1); 6.9277 (0.5); 6.9218 (0.6); 6.9160 (1.0); 6.9104 (1.2); 6.9062 (1.0); 6.9001 (1.0); 6.8942 (1.4); 6.8927 (1.3); 6.8886 (1.0); 6.8784 (0.6); 6.8724 (0.7); 6.8710 (0.6); 6.0235 (0.5); 6.0211 (0.7); 6.0167 (0.7); 6.0142 (0.8); 6.0099 (0.9); 6.0072 (0.9); 6.0036 (1.1); 6.0007 (1.1); 5.9975 (1.1); 5.9943 (1.0); 5.9908 (1.0); 5.9872 (1.0); 5.9841 (1.1); 5.9804 (1.1); 5.9777 (0.6); 5.9062 (0.6); 5.9006 (1.0); 5.8950 (0.6); 5.8868 (0.8); 5.8632 (0.8); 5.8493 (0.6); 5.8288 (0.9); 5.8231 (0.5); 5.8150 (0.8); 5.8095 (0.8); 5.8039 (0.8); 5.7900 (0.6); 4.3164 (0.9); 4.3081 (1.1); 4.3050 (1.4); 4.2959 (1.7); 4.2927 (1.1); 4.2848 (1.1); 4.2806 (1.0); 4.2701 (1.7); 4.2677 (1.4); 4.2583 (1.8); 4.2563 (2.4); 4.2546 (1.9); 4.2517 (1.0); 4.2460 (2.1); 4.2407 (1.6); 4.2345 (0.9); 4.2319 (1.1); 4.2278 (0.8); 4.2211 (0.6); 4.0430 (1.5); 4.0260 (1.0); 4.0166 (1.4); 4.0129 (2.8); 3.9960 (1.8); 3.9866 (2.6); 3.9532 (2.7); 3.9514 (3.0); 3.9437 (1.7); 3.9336 (1.6); 3.9233 (1.4); 3.9214 (1.3); 3.9136 (0.9); 3.9036 (0.9); 3.7902 (0.5); 3.7838 (0.6); 3.7777 (0.6); 3.7285 (1.1); 3.7248 (1.2); 3.7211 (2.2); 3.6843 (1.7); 3.6806 (2.0); 3.6771 (3.5); 3.6426 (1.6); 3.6321 (1.9); 3.6295 (1.9); 3.6185 (1.3); 3.6108 (1.4); 3.6078 (1.4); 3.6042 (1.8); 3.5997 (1.8); 3.5963 (2.4); 3.5914 (3.3); 3.5874 (1.8); 3.5843 (2.0); 3.5798 (3.1); 3.5672 (1.9); 3.5559 (3.6); 3.5290 (1.3); 3.5119 (1.9); 3.4848 (0.8); 3.4018 (14.3); 3.3923 (0.7); 3.3855 (11.7); 3.3814 (1.7); 3.3773 (16.0); 3.3734 (12.0); 2.5469 (0.6); 2.5117 (0.7); 2.4841 (0.7); 2.4490 (0.8); 2.0083 (0.6); 1.9734 (0.6); 1.9644 (0.6); 1.9390 (0.8); 1.9293 (0.6); 1.9036 (0.6); 1.5761 (1.1); 0.0079 (0.8); -0.0002 (21.8); -0.0085 (0.7)

I-125: ¹H-NMR(400.0 MHz, CDCl₃):

δ= 7.3185 (0.6); 7.2621 (16.2); 7.1990 (1.6); 7.1932 (1.9); 7.1870 (1.9); 7.1808 (3.3); 7.1792 (3.6); 7.1746 (2.5); 7.1673 (2.2); 7.1653 (2.4); 7.1613 (2.6); 7.1553 (1.2); 6.9315 (0.5); 6.9284 (0.5); 6.9246 (0.6); 6.9224 (0.7); 6.9186 (0.8); 6.9162 (1.0); 6.9126 (1.0); 6.9100 (1.2); 6.9067 (1.0); 6.9029 (1.1); 6.9008 (1.2); 6.8970 (1.4); 6.8948 (1.4); 6.8911 (1.0); 6.8889 (1.0); 6.8851 (0.6); 6.8811 (0.6); 6.8791 (0.6); 6.8753 (0.8); 6.8732 (0.7); 6.0063 (0.5); 6.0046 (0.6); 6.0004 (0.9); 5.9964 (1.0); 5.9943 (0.8); 5.9903 (1.4); 5.9865 (1.5); 5.9825 (1.4); 5.9803 (1.4); 5.9762 (1.7); 5.9726 (1.2); 5.9694 (1.2); 5.9660 (1.1); 5.9623 (0.7); 5.9587 (0.6); 5.9071 (0.7); 5.9016 (1.2); 5.8959 (0.7); 5.8935 (0.6); 5.8878 (0.9); 5.8602 (0.8); 5.8545 (0.5); 5.8463 (0.7); 5.8405 (0.5); 5.8381 (0.6); 5.8325 (1.0); 5.8268 (0.6); 5.8245 (0.5); 5.8187 (0.9); 5.8131 (0.5); 5.8025 (0.8); 5.7886 (0.7); 5.0257 (0.7); 5.0229 (0.7); 4.0444 (2.2); 4.0274 (1.1); 4.0202 (1.4); 4.0144 (3.9); 3.9974 (2.0); 3.9902 (3.1); 3.9562 (3.5); 3.9544 (3.1); 3.9433 (1.8); 3.9342 (1.7); 3.9261 (1.5); 3.9242 (1.6); 3.9133 (0.9); 3.9043 (1.1); 3.7718 (0.7); 3.7652 (0.7); 3.7574 (14.7); 3.7501 (1.0); 3.7439 (1.0); 3.7377 (0.8); 3.7301 (1.8); 3.7278 (2.2); 3.7234 (16.0); 3.7177 (2.7); 3.7103 (0.7); 3.7009 (9.3); 3.6882 (10.0); 3.6841 (2.4); 3.6736 (3.2); 3.5624 (2.4); 3.5536 (2.0); 3.5495 (2.5); 3.5382 (0.8); 3.5292 (2.1); 3.5221 (0.8); 3.5184 (1.8); 3.5095 (1.4); 3.5055 (1.5); 3.4851 (0.9); 2.5442 (0.7); 2.5301 (0.5); 2.5091 (0.8); 2.4795 (0.8); 2.4654 (0.6); 2.4445 (0.9); 2.0028 (0.7); 1.9762 (0.7); 1.9676 (0.7); 1.9364 (0.5); 1.9275 (0.9); 1.9186 (0.7); 1.8924 (0.7); 1.5781 (1.3); 0.0080 (0.6); -0.0002 (17.2); -0.0085 (0.6)

I-126: ¹H-NMR(400.0 MHz, CDCl₃):

δ= 7.6640 (1.4); 7.6598 (1.7); 7.6579 (1.9); 7.6537 (2.0); 7.6497 (1.2); 7.6470 (1.5); 7.6447 (1.5); 7.6398 (2.5); 7.6337 (1.7); 7.4334 (0.8); 7.4303 (1.0); 7.4179 (4.3); 7.4130 (1.9); 7.4117 (1.9); 7.4050 (1.3); 7.4012 (2.1); 7.3999 (2.3); 7.3875 (0.5); 7.3861 (0.6); 7.2606 (14.4); 6.2299 (1.7); 6.2032 (1.8); 6.1868 (2.0); 6.1600 (2.1); 5.9565 (0.5); 5.9544 (0.6); 5.9504 (0.5); 5.9465 (0.8); 5.9449 (0.8); 5.9407 (1.1); 5.9367 (0.8);

<p>5.9311 (0.6); 5.9270 (0.6); 5.9249 (0.6); 5.9209 (0.6); 5.8801 (0.6); 5.8746 (1.1); 5.8690 (0.6); 5.8607 (0.8); 5.8237 (0.6); 5.8180 (1.0); 5.8123 (0.6); 5.8099 (0.5); 5.8042 (0.8); 5.5783 (1.4); 5.5764 (1.4); 5.5611 (1.4); 5.5591 (1.4); 5.5352 (1.2); 5.5333 (1.2); 5.5179 (1.2); 5.5160 (1.2); 5.3356 (1.2); 5.3338 (1.2); 5.3220 (1.2); 5.3202 (1.2); 5.3089 (1.2); 5.3071 (1.2); 5.2979 (2.5); 5.2953 (1.3); 5.2934 (1.2); 5.0307 (0.6); 5.0265 (0.6); 3.9885 (1.7); 3.9839 (1.7); 3.9456 (2.0); 3.9410 (2.0); 3.7614 (1.4); 3.7592 (0.9); 3.7550 (1.0); 3.7508 (1.7); 3.7447 (16.0); 3.7387 (1.5); 3.7344 (1.1); 3.7276 (14.0); 3.7141 (2.2); 3.5239 (0.5); 3.5213 (0.5); 3.5162 (0.5); 3.5133 (0.6); 3.5079 (0.5); 3.5056 (0.5); 3.5028 (0.5); 3.3940 (1.7); 3.3889 (1.7); 3.3511 (1.5); 3.3460 (1.5); 2.5606 (0.7); 2.5468 (0.5); 2.5390 (0.7); 2.5257 (0.8); 2.5173 (0.7); 2.5038 (0.7); 2.4824 (0.8); 1.9372 (0.6); 1.9023 (1.0); 1.8917 (1.0); 1.8680 (1.6); 1.8603 (1.2); 1.8566 (1.4); 1.8514 (3.7); 1.8465 (1.2); 1.8424 (1.2); 1.8348 (1.3); 1.3282 (0.5); 1.0206 (0.7); 1.0032 (1.0); 0.0079 (0.5); -0.0002 (18.5); -0.0085 (0.7)</p>
<p>I-127: ¹H-NMR(400.0 MHz, CDCl₃): δ= 7.2607 (21.7); 7.2167 (1.5); 7.2150 (1.8); 7.2131 (1.9); 7.2112 (2.0); 7.2095 (1.7); 7.2006 (0.7); 7.1907 (0.9); 7.1674 (0.8); 6.9571 (0.8); 6.9357 (0.7); 6.9337 (0.8); 6.2123 (1.3); 6.1856 (1.4); 6.1692 (1.6); 6.1425 (1.7); 5.9625 (0.5); 5.9586 (0.5); 5.9563 (0.5); 5.9523 (0.5); 5.9489 (0.9); 5.9450 (1.0); 5.9427 (1.0); 5.9388 (0.9); 5.9355 (0.6); 5.9314 (0.6); 5.9293 (0.6); 5.9253 (0.5); 5.8789 (0.5); 5.8734 (1.0); 5.8678 (0.6); 5.8596 (0.7); 5.8249 (0.5); 5.8192 (0.9); 5.8135 (0.5); 5.8054 (0.8); 5.5702 (1.3); 5.5683 (1.3); 5.5516 (1.3); 5.5498 (1.3); 5.5270 (1.1); 5.5252 (1.1); 5.5085 (1.1); 5.5067 (1.1); 5.3404 (1.1); 5.3387 (1.2); 5.3261 (1.2); 5.3243 (1.2); 5.3137 (1.1); 5.3120 (1.1); 5.2985 (4.0); 5.0227 (0.5); 3.9486 (1.5); 3.9446 (1.5); 3.9056 (1.7); 3.9017 (1.8); 3.7665 (0.6); 3.7617 (1.7); 3.7596 (1.2); 3.7553 (1.2); 3.7514 (2.2); 3.7503 (2.0); 3.7450 (16.0); 3.7389 (2.0); 3.7365 (1.6); 3.7320 (12.5); 3.7284 (2.6); 3.7246 (0.8); 3.7139 (3.5); 3.7029 (0.7); 3.5241 (0.5); 3.5187 (0.5); 3.5131 (0.5); 3.5077 (0.5); 3.3475 (1.5); 3.3424 (1.5); 3.3046 (1.3); 3.2994 (1.3); 2.5526 (0.6); 2.5313 (0.8); 2.5176 (0.7); 2.5100 (0.7); 2.4963 (0.8); 2.4751 (0.8); 2.3690 (8.8); 1.9362 (0.6); 1.9019 (0.7); 1.8928 (0.8); 1.8684 (2.0); 1.8605 (1.6); 1.8588 (1.7); 1.8518 (4.8); 1.8472 (1.4); 1.8428 (1.6); 1.8351 (1.7); 1.3514 (0.6); 1.3332 (1.3); 1.3149 (0.6); 1.0196 (1.0); 1.0033 (1.4); 0.9862 (0.6); 0.0079 (0.8); -0.0002 (27.8); -0.0068 (0.7); -0.0085 (1.1)</p>
<p>I-128: ¹H-NMR(400.0 MHz, CDCl₃): δ= 7.6545 (1.4); 7.6510 (2.2); 7.6473 (1.8); 7.6410 (1.1); 7.6308 (2.0); 7.6274 (1.5); 7.4291 (1.3); 7.4231 (1.5); 7.4189 (3.2); 7.4157 (3.4); 7.4103 (1.7); 7.3989 (1.7); 7.2612 (11.7); 6.2244 (0.8); 6.2206 (0.8); 6.1977 (0.8); 6.1938 (0.8); 6.1814 (0.9); 6.1774 (0.8); 6.1546 (0.9); 6.1507 (0.9); 5.9982 (0.6); 5.9878 (0.8); 5.9832 (1.0); 5.9694 (0.6); 5.8939 (0.9); 5.8800 (0.7); 5.8403 (0.8); 5.8345 (0.5); 5.8265 (0.7); 5.5716 (1.1); 5.5699 (1.1); 5.5592 (1.2); 5.5575 (1.1); 5.5284 (1.0); 5.5268 (1.0); 5.5161 (1.0); 5.5143 (0.9); 5.3353 (1.1); 5.3260 (1.0); 5.3086 (1.0); 5.2992 (1.0); 4.1497 (1.2); 4.1318 (3.5); 4.1140 (3.6); 4.0961 (1.2); 3.9947 (1.2); 3.9890 (1.3); 3.9517 (1.4); 3.9461 (1.5); 3.4001 (1.3); 3.3946 (1.3); 3.3570 (1.1); 3.3516 (1.1); 2.5702 (0.6); 2.5600 (0.5); 2.5251 (0.6); 2.1729 (0.8); 2.0459 (16.0); 1.9564 (0.6); 1.9472 (0.6); 1.2772 (4.5); 1.2593 (9.1); 1.2414 (4.4); -0.0002 (14.0); -0.0086 (0.6)</p>
<p>I-129: ¹H-NMR(400.0 MHz, CDCl₃): δ= 7.2610 (6.0); 7.2253 (2.7); 7.1971 (0.8); 7.0092 (0.8); 6.9861 (0.8); 6.0072 (0.6); 6.0038 (0.7); 6.0009 (0.7); 5.9974 (0.7); 5.9935 (0.9); 5.9901 (0.9); 5.9871 (0.9); 5.9838 (0.8); 5.9269 (0.8); 5.9213 (1.4); 5.9157 (0.9); 5.9076 (1.0); 5.9021 (0.6); 5.0678 (0.6); 4.0009 (1.2); 3.9559 (1.8); 3.7784 (2.8); 3.7401 (16.0); 3.7337 (2.4); 3.5496 (0.6); 3.5434 (0.6); 3.5358 (0.5); 3.5288 (0.6); 3.5223 (0.6); 2.5040 (0.5); 2.4831 (1.0); 2.4688 (0.7); 2.4623 (0.6); 2.4479 (1.2); 2.4271 (0.6); 2.3878 (9.8); 1.9655 (0.6); 1.9570 (1.1); 1.9485 (0.6); 1.9303 (0.5); 1.9218 (0.9); 1.9133 (0.5); 1.5615 (2.4); -0.0002 (7.4)</p>
<p>I-130: ¹H-NMR(400.0 MHz, CDCl₃): δ= 7.3755 (0.5); 7.3542 (0.5); 7.2606 (9.1); 7.2162 (2.6); 7.1873 (0.8); 7.0075 (0.8); 6.9843 (0.8); 5.9969 (0.7); 5.9934 (0.7); 5.9905 (0.8); 5.9870 (0.7); 5.9831 (0.8); 5.9797 (0.9); 5.9768 (0.8); 5.9734 (0.8); 5.8616 (0.7); 5.8561 (1.3); 5.8503 (0.9); 5.8423 (1.1); 5.8368 (0.6); 5.0772 (0.6); 4.0001 (1.2); 3.9551 (1.8); 3.7714 (2.8); 3.7593 (16.0); 3.7509 (0.7); 3.7264 (1.8); 3.5610 (0.6); 3.5543 (0.6); 3.5471 (0.5); 3.5396 (0.6); 3.5333 (0.6); 2.5667 (0.5); 2.5458 (1.0); 2.5314 (0.7); 2.5248 (0.6); 2.5105 (1.1); 2.4895 (0.6); 2.3849 (9.8); 2.0107 (0.6); 2.0026 (1.0); 1.9945 (0.6); 1.9754 (0.5); 1.9673 (0.9); 1.9592 (0.5); 1.5521 (3.5); -0.0002 (11.1)</p>
<p>I-131: ¹H-NMR(400.0 MHz, CDCl₃): δ= 7.6797 (1.6); 7.6764 (1.9); 7.6724 (1.0); 7.6651 (0.7); 7.6599 (2.3); 7.6556 (1.9); 7.4837 (1.0); 7.4703 (0.9); 7.4664 (1.5); 7.4621 (1.0); 7.4558 (2.2); 7.4521 (1.0); 7.4411 (1.1); 7.4374 (2.2); 7.4205 (0.8); 7.4154 (0.6); 7.2602 (15.8); 6.0056 (0.6); 6.0021 (0.6); 5.9993 (0.6); 5.9957 (0.6); 5.9918 (0.8); 5.9883 (0.8); 5.9855 (0.8); 5.9820 (0.7); 5.9279 (0.7); 5.9224 (1.3); 5.9167 (0.8); 5.9087 (0.9); 5.2992 (0.5); 5.0739 (0.5); 4.0375 (1.0); 3.9926 (1.5); 3.8224 (2.5); 3.7775 (1.7); 3.7367 (14.8); 2.4914 (0.9); 2.4771 (0.6); 2.4704</p>

(0.5); 2.4562 (1.0); 2.4353 (0.5); 1.9641 (0.5); 1.9553 (0.9); 1.9466 (0.5); 1.9202 (0.8); 1.5474 (1.4); 1.5274 (16.0); 1.4322 (0.6); 1.2556 (0.6); 0.0078 (0.8); -0.0002 (19.8); -0.0084 (0.8)
I-132: ¹ H-NMR(400.0 MHz, CDCl ₃): δ = 7.6716 (1.6); 7.6682 (2.0); 7.6642 (1.0); 7.6570 (0.7); 7.6517 (2.4); 7.6474 (2.0); 7.4824 (1.1); 7.4690 (0.9); 7.4651 (1.5); 7.4607 (1.0); 7.4536 (2.3); 7.4501 (1.0); 7.4389 (1.1); 7.4354 (2.3); 7.4184 (0.8); 7.4134 (0.5); 7.2605 (7.7); 5.9941 (0.6); 5.9906 (0.6); 5.9878 (0.7); 5.9842 (0.6); 5.9804 (0.7); 5.9768 (0.8); 5.9740 (0.8); 5.9705 (0.7); 5.8608 (0.7); 5.8553 (1.2); 5.8496 (0.8); 5.8473 (0.7); 5.8415 (1.0); 5.8359 (0.6); 5.2990 (2.7); 5.0809 (0.5); 4.0375 (1.0); 3.9925 (1.6); 3.8160 (2.6); 3.7711 (2.0); 3.7595 (16.0); 3.5384 (0.5); 3.5322 (0.5); 2.5749 (0.5); 2.5540 (0.9); 2.5397 (0.6); 2.5329 (0.6); 2.5187 (1.0); 2.4977 (0.5); 2.0126 (0.5); 2.0043 (1.0); 1.9958 (0.5); 1.9690 (0.8); 1.2571 (0.8); -0.0002 (9.6)
I-133: ¹ H-NMR(400.0 MHz, CDCl ₃): δ = 7.2604 (37.8); 7.2313 (0.6); 7.2004 (5.0); 7.1806 (1.5); 6.9541 (1.3); 6.9334 (1.2); 6.2080 (1.4); 6.2034 (1.2); 6.1813 (1.6); 6.1766 (1.3); 6.1649 (1.7); 6.1602 (1.4); 6.1382 (1.7); 6.1335 (1.4); 6.0080 (0.8); 6.0040 (1.0); 5.9943 (1.6); 5.9901 (1.9); 5.9840 (1.4); 5.9806 (0.8); 5.9760 (0.9); 5.9704 (0.7); 5.9036 (0.7); 5.8980 (1.3); 5.8922 (0.8); 5.8842 (1.1); 5.8789 (0.7); 5.8545 (0.7); 5.8489 (1.4); 5.8431 (0.9); 5.8351 (1.1); 5.8295 (0.6); 5.5628 (2.0); 5.5500 (2.1); 5.5197 (1.7); 5.5069 (1.8); 5.3399 (2.2); 5.3295 (1.7); 5.3132 (2.1); 5.3027 (1.6); 5.0338 (0.5); 5.0120 (0.9); 5.0073 (0.9); 3.9639 (0.5); 3.9501 (2.2); 3.9449 (2.1); 3.9207 (0.6); 3.9071 (2.5); 3.9020 (2.4); 3.5857 (0.9); 3.5799 (0.9); 3.5758 (0.9); 3.3590 (0.8); 3.3518 (2.2); 3.3464 (2.2); 3.3155 (0.6); 3.3088 (1.9); 3.3033 (1.9); 2.6011 (0.9); 2.5873 (0.6); 2.5795 (0.7); 2.5660 (1.0); 2.5561 (0.9); 2.5424 (0.7); 2.5349 (0.5); 2.5209 (0.9); 2.3664 (16.0); 1.9983 (0.5); 1.9873 (0.9); 1.9762 (0.5); 1.9525 (1.2); 1.9420 (1.2); 1.9071 (0.8); 0.0078 (1.6); -0.0002 (48.0); -0.0086 (1.7)
I-134: ¹ H-NMR(400.0 MHz, CDCl ₃): δ = 7.5192 (0.5); 7.3269 (0.7); 7.3047 (0.7); 7.2602 (94.9); 7.2073 (2.5); 7.2016 (3.4); 7.1909 (2.0); 7.1880 (3.2); 7.1823 (2.8); 6.9963 (0.6); 6.9706 (0.5); 6.9511 (1.3); 6.9493 (1.2); 6.9353 (1.2); 6.9295 (2.0); 6.9238 (1.0); 6.9138 (0.6); 6.9080 (1.0); 6.0648 (1.2); 6.0586 (1.3); 6.0547 (1.2); 6.0510 (1.5); 6.0446 (1.7); 6.0410 (1.3); 5.9669 (1.0); 5.9615 (1.9); 5.9557 (1.2); 5.9476 (1.5); 5.9420 (0.8); 5.9106 (0.8); 5.8968 (0.7); 5.2997 (0.7); 5.0789 (0.7); 4.1268 (1.3); 4.1189 (0.9); 4.1090 (1.3); 4.1011 (2.5); 4.0833 (2.5); 4.0712 (0.8); 4.0655 (0.9); 4.0534 (2.5); 4.0357 (2.5); 4.0277 (1.2); 4.0179 (1.0); 4.0100 (1.8); 3.9922 (0.5); 3.9834 (1.5); 3.9654 (0.8); 3.9381 (2.2); 3.8172 (0.8); 3.7681 (1.7); 3.7566 (4.1); 3.7229 (1.1); 3.7116 (2.7); 3.6122 (0.7); 3.6065 (0.7); 3.5998 (0.7); 3.5908 (0.8); 3.5852 (0.8); 2.5433 (0.8); 2.5224 (1.5); 2.5080 (1.0); 2.5015 (0.8); 2.4871 (1.6); 2.4662 (0.8); 1.9964 (0.8); 1.9881 (1.3); 1.9795 (0.7); 1.9611 (0.6); 1.9527 (1.2); 1.9442 (0.8); 1.8572 (0.8); 1.4322 (2.8); 1.3567 (7.9); 1.3390 (16.0); 1.3212 (7.8); 1.2545 (0.6); 1.2466 (0.6); 1.2228 (0.7); 0.0080 (3.9); -0.0002 (120.6); -0.0085 (3.9)
I-135: ¹ H-NMR(400.0 MHz, CDCl ₃): δ = 7.2613 (28.8); 7.2070 (0.5); 7.2014 (1.0); 7.1890 (4.9); 7.1835 (6.0); 7.1726 (3.9); 7.1691 (6.1); 7.1636 (4.9); 7.1514 (1.0); 7.0983 (1.6); 7.0766 (1.6); 6.9100 (1.2); 6.9042 (2.0); 6.8984 (1.2); 6.8883 (2.4); 6.8825 (4.1); 6.8767 (2.1); 6.8666 (1.2); 6.8608 (2.1); 6.8552 (1.1); 6.1989 (3.8); 6.1721 (4.2); 6.1557 (4.4); 6.1290 (4.6); 6.1162 (1.0); 6.1061 (2.1); 6.0960 (1.0); 5.9783 (3.7); 5.9684 (6.2); 5.9639 (3.3); 5.9584 (5.3); 5.9541 (3.0); 5.9171 (2.8); 5.9117 (5.0); 5.9060 (2.9); 5.8979 (3.3); 5.8924 (1.8); 5.8412 (1.0); 5.8311 (2.1); 5.8210 (1.0); 5.5520 (7.1); 5.5088 (6.2); 5.3456 (6.7); 5.3188 (6.3); 5.0577 (0.9); 5.0541 (1.0); 5.0367 (1.7); 5.0326 (1.7); 5.0151 (1.0); 4.3601 (3.4); 4.3500 (3.4); 4.3260 (6.8); 4.3160 (6.6); 4.2919 (3.5); 4.2819 (3.3); 3.9373 (7.2); 3.8943 (8.2); 3.7355 (0.8); 3.5980 (1.6); 3.5922 (1.5); 3.5888 (1.6); 3.5832 (1.6); 3.5767 (1.6); 3.3331 (7.6); 3.2901 (6.6); 3.1120 (0.5); 2.5721 (1.7); 2.5510 (3.2); 2.5369 (2.2); 2.5299 (1.9); 2.5158 (3.6); 2.4947 (1.8); 2.1712 (16.0); 1.9347 (1.9); 1.9247 (3.4); 1.9146 (1.9); 1.8996 (1.7); 1.8895 (3.0); 1.8796 (1.7); 1.4348 (1.1); 1.3199 (0.7); 1.3018 (1.3); 1.2832 (0.8); 1.2567 (2.2); 0.8821 (0.6); 0.0077 (1.3); -0.0002 (34.2); -0.0084 (1.2)
I-136: ¹ H-NMR(400.0 MHz, CDCl ₃): δ = 7.2610 (75.0); 7.1988 (0.9); 7.1931 (2.0); 7.1872 (1.9); 7.1806 (9.2); 7.1749 (11.2); 7.1718 (6.7); 7.1640 (6.4); 7.1609 (10.8); 7.1552 (8.7); 7.1485 (1.4); 7.1427 (1.5); 7.1370 (0.6); 6.9205 (2.4); 6.9148 (4.1); 6.9089 (2.2); 6.8988 (4.7); 6.8931 (8.0); 6.8872 (4.0); 6.8772 (2.4); 6.8714 (3.9); 6.8655 (1.9); 6.7513 (3.1); 6.7308 (3.1); 6.1937 (7.7); 6.1669 (8.6); 6.1505 (9.1); 6.1238 (9.4); 6.0735 (2.1); 6.0634 (4.2); 6.0533 (2.0); 5.9889 (4.4); 5.9845 (5.1); 5.9829 (5.0); 5.9785 (4.7); 5.9750 (5.7); 5.9706 (6.7); 5.9690 (6.5); 5.9646 (5.5); 5.9359 (4.3); 5.9258 (8.8); 5.9158 (4.2); 5.8888 (5.2); 5.8832 (9.4); 5.8774 (5.6); 5.8750 (4.5); 5.8693 (7.2); 5.8635 (3.9); 5.7983 (2.1); 5.7883 (4.4); 5.7783 (2.1); 5.6419 (0.6); 5.5989 (0.5); 5.5504 (12.9); 5.5491 (12.7); 5.5073 (11.5); 5.5059 (11.1); 5.4236 (0.5); 5.3554 (12.0); 5.3544 (11.5); 5.3287 (11.0); 5.3275 (11.0); 5.1494 (0.6); 5.1439 (1.2); 5.1383 (1.6); 5.1326 (1.8); 5.1282 (2.3); 5.1228 (2.9); 5.1179 (3.1);

<p>5.1124 (3.1); 5.1072 (2.9); 5.1019 (2.2); 5.0974 (1.7); 5.0919 (1.6); 5.0863 (1.1); 5.0808 (0.6); 4.3204 (7.7); 4.3103 (7.8); 4.2862 (16.0); 4.2762 (15.4); 4.2520 (8.1); 4.2420 (7.7); 3.9611 (0.6); 3.9493 (13.4); 3.9184 (0.7); 3.9061 (15.3); 3.8287 (1.1); 3.8227 (2.8); 3.8168 (3.8); 3.8108 (4.1); 3.8049 (3.6); 3.8006 (3.6); 3.7947 (4.1); 3.7887 (3.9); 3.7828 (2.8); 3.7768 (1.1); 3.4155 (0.5); 3.3360 (13.7); 3.2928 (11.8); 3.1201 (0.6); 3.0986 (0.6); 2.7004 (3.7); 2.6885 (3.7); 2.6797 (3.9); 2.6677 (4.4); 2.6651 (4.7); 2.6532 (4.2); 2.6444 (4.0); 2.6325 (3.8); 1.9085 (3.8); 1.8972 (3.8); 1.8864 (4.0); 1.8747 (5.0); 1.8619 (3.7); 1.8511 (3.5); 1.8398 (3.4); 1.5654 (0.5); 1.5516 (0.5); 1.5356 (0.5); 1.5165 (0.5); 1.4634 (1.3); 1.4206 (1.3); 1.4026 (2.5); 1.3843 (1.3); 1.2563 (2.6); 0.9484 (0.6); 0.9327 (0.6); 0.9058 (0.7); 0.8901 (0.9); 0.8798 (1.0); 0.0080 (3.1); -0.0002 (93.9); -0.0085 (3.1)</p>
<p>I-137: ¹H-NMR(400.0 MHz, CDCl₃): δ= 7.2623 (45.5); 7.2059 (0.9); 7.2002 (1.9); 7.1943 (1.7); 7.1878 (9.1); 7.1821 (11.0); 7.1790 (6.5); 7.1711 (6.3); 7.1680 (10.9); 7.1623 (9.2); 7.1558 (1.8); 7.1500 (1.8); 7.1442 (1.0); 7.1222 (2.7); 7.0999 (2.8); 6.9082 (2.4); 6.9024 (4.0); 6.8966 (2.2); 6.8865 (4.6); 6.8807 (8.0); 6.8749 (4.1); 6.8648 (2.4); 6.8590 (4.0); 6.8532 (1.9); 6.1990 (7.8); 6.1722 (8.8); 6.1559 (9.4); 6.1291 (9.5); 5.9551 (3.4); 5.9513 (3.9); 5.9490 (3.9); 5.9452 (3.6); 5.9413 (5.1); 5.9375 (5.8); 5.9351 (5.7); 5.9314 (5.3); 5.8944 (5.3); 5.8889 (9.7); 5.8833 (5.4); 5.8807 (3.8); 5.8751 (6.3); 5.8696 (3.5); 5.5510 (13.0); 5.5494 (13.2); 5.5078 (11.4); 5.5063 (11.5); 5.3445 (11.7); 5.3432 (11.6); 5.3177 (11.0); 5.3164 (10.8); 5.0527 (1.6); 5.0495 (1.7); 5.0464 (1.4); 5.0435 (1.5); 5.0401 (1.8); 5.0316 (2.9); 5.0277 (3.0); 5.0157 (1.4); 5.0129 (1.4); 5.0099 (1.7); 5.0066 (1.6); 4.4017 (0.6); 4.3857 (1.3); 4.3722 (8.3); 4.3682 (8.8); 4.3619 (2.0); 4.3560 (14.2); 4.3529 (15.6); 4.3407 (8.8); 4.3369 (8.8); 4.3232 (1.2); 4.3073 (0.8); 3.9394 (14.0); 3.8965 (16.0); 3.8420 (0.5); 3.8386 (0.8); 3.5544 (1.1); 3.5485 (2.1); 3.5445 (2.6); 3.5387 (2.8); 3.5356 (2.6); 3.5328 (2.7); 3.5299 (2.7); 3.5271 (2.6); 3.5241 (2.8); 3.5174 (2.7); 3.5142 (2.2); 3.5083 (1.2); 3.3315 (14.1); 3.2885 (12.3); 3.1171 (0.9); 3.1015 (0.9); 2.5660 (1.9); 2.5503 (3.3); 2.5400 (9.1); 2.5348 (2.7); 2.5242 (10.0); 2.5191 (7.4); 2.5138 (7.0); 2.5086 (6.5); 2.5051 (5.4); 2.4980 (13.4); 2.4875 (3.4); 2.4832 (9.5); 2.4720 (3.6); 2.4628 (3.7); 2.4564 (2.2); 1.9130 (3.3); 1.9032 (5.9); 1.8934 (3.3); 1.8778 (3.0); 1.8681 (5.3); 1.8583 (3.1); 1.4348 (0.5); 1.4207 (1.3); 1.4042 (2.5); 1.3871 (1.2); 1.2561 (1.7); 0.8809 (0.7); 0.0080 (1.6); -0.0002 (56.4); -0.0085 (2.1)</p>
<p>I-138: ¹H-NMR(400.0 MHz, CDCl₃): δ= 7.5193 (0.6); 7.2605 (108.3); 7.1929 (0.8); 7.1870 (0.7); 7.1805 (4.2); 7.1747 (5.1); 7.1716 (3.0); 7.1639 (2.9); 7.1607 (5.0); 7.1550 (4.1); 7.1482 (0.7); 7.1425 (0.7); 6.9964 (0.6); 6.9198 (1.1); 6.9140 (1.9); 6.9082 (1.0); 6.8981 (2.2); 6.8923 (3.7); 6.8865 (1.9); 6.8764 (1.1); 6.8706 (1.9); 6.8648 (0.9); 6.7368 (1.5); 6.7158 (1.5); 6.1936 (3.7); 6.1668 (4.1); 6.1505 (4.4); 6.1237 (4.5); 5.9694 (2.0); 5.9650 (2.4); 5.9634 (2.4); 5.9591 (2.2); 5.9556 (2.6); 5.9512 (3.0); 5.9495 (3.0); 5.9452 (2.6); 5.8653 (2.5); 5.8597 (4.6); 5.8539 (2.6); 5.8515 (2.2); 5.8457 (3.5); 5.8400 (1.9); 5.5490 (6.1); 5.5476 (6.1); 5.5059 (5.4); 5.5044 (5.4); 5.3535 (5.6); 5.3523 (5.6); 5.3267 (5.2); 5.3256 (5.3); 5.1329 (0.6); 5.1274 (0.8); 5.1215 (0.8); 5.1171 (1.1); 5.1118 (1.4); 5.1065 (1.5); 5.1008 (1.4); 5.0963 (1.4); 5.0908 (1.1); 5.0863 (0.8); 5.0805 (0.7); 5.0751 (0.6); 4.3401 (0.6); 4.3264 (3.8); 4.3221 (4.0); 4.3103 (7.0); 4.3069 (7.4); 4.2950 (4.1); 4.2910 (3.9); 3.9494 (6.5); 3.9062 (7.4); 3.9024 (2.6); 3.7668 (0.5); 3.7608 (1.3); 3.7549 (1.8); 3.7489 (2.0); 3.7430 (1.7); 3.7388 (1.7); 3.7328 (2.0); 3.7268 (1.9); 3.7209 (1.3); 3.7149 (0.5); 3.3338 (6.5); 3.2907 (5.7); 2.6828 (1.8); 2.6708 (1.7); 2.6621 (1.8); 2.6501 (2.1); 2.6476 (2.2); 2.6356 (2.0); 2.6269 (1.9); 2.6149 (1.8); 2.5128 (0.9); 2.4971 (1.6); 2.4867 (2.8); 2.4816 (1.2); 2.4710 (4.5); 2.4607 (3.0); 2.4555 (2.9); 2.4450 (4.6); 2.4346 (1.2); 2.4294 (2.7); 2.4189 (1.5); 2.4034 (0.9); 1.8743 (1.8); 1.8630 (1.8); 1.8523 (1.8); 1.8407 (2.3); 1.8278 (1.7); 1.8170 (1.6); 1.8057 (1.6); 1.5420 (16.0); 1.2563 (0.7); 0.0080 (4.3); -0.0002 (135.2); -0.0085 (4.8)</p>
<p>I-139: ¹H-NMR(400.0 MHz, CDCl₃): δ= 7.9410 (3.0); 7.9376 (3.8); 7.9337 (2.9); 7.9291 (2.4); 7.9251 (1.5); 7.8776 (0.8); 7.8745 (1.0); 7.8702 (0.9); 7.8676 (1.0); 7.8645 (1.2); 7.8602 (1.1); 7.8575 (1.4); 7.8536 (2.2); 7.8503 (1.8); 7.8477 (1.6); 7.8447 (1.4); 7.8404 (1.1); 7.8365 (1.0); 7.8338 (1.2); 7.8319 (1.3); 7.8299 (1.1); 7.8273 (0.7); 7.7284 (0.7); 7.7253 (1.4); 7.7218 (1.5); 7.7185 (1.5); 7.7156 (1.7); 7.7120 (1.7); 7.7091 (1.7); 7.7059 (1.9); 7.7024 (1.8); 7.6991 (1.7); 7.6963 (2.0); 7.6926 (1.9); 7.6898 (1.0); 7.5669 (1.1); 7.5649 (1.1); 7.5569 (1.6); 7.5473 (1.8); 7.5452 (1.8); 7.5373 (2.6); 7.5276 (0.8); 7.5256 (0.8); 7.5177 (1.1); 7.2627 (18.6); 7.1017 (0.7); 6.7924 (0.6); 6.7727 (0.6); 6.1338 (0.7); 6.0973 (0.7); 6.0872 (0.5); 6.0064 (0.7); 5.9964 (1.5); 5.9861 (1.3); 5.9805 (1.5); 5.9759 (1.7); 5.9701 (2.1); 5.9673 (1.5); 5.9614 (2.2); 5.9600 (2.2); 5.9567 (1.3); 5.9497 (1.5); 5.9437 (0.9); 5.9379 (1.7); 5.9326 (1.9); 5.9295 (0.8); 5.9270 (0.9); 5.9233 (1.3); 5.9187 (0.9); 5.9131 (0.9); 5.9078 (0.6); 5.9021 (1.0); 5.8964 (0.6); 5.8882 (0.7); 5.8589 (0.7); 5.8474 (0.9); 5.8417 (1.4); 5.8359 (0.9); 5.8330 (1.3); 5.8275 (1.9); 5.8222 (1.6); 5.8129 (1.1); 5.1042 (0.5); 5.0983 (0.5); 5.0283 (0.7); 5.0240 (0.7); 5.0202 (0.7); 5.0161 (0.7); 4.3888 (1.3); 4.3788 (1.3); 4.3546 (2.6); 4.3486 (1.3); 4.3446 (2.7); 4.3386 (1.2); 4.3352 (1.0); 4.3251 (1.0); 4.3203 (1.6); 4.3184 (1.2); 4.3144 (2.0); 4.3103 (1.7); 4.3083 (1.3); 4.3043 (2.0); 4.3010 (1.9);</p>

4.2908 (1.6); 4.2840 (1.8); 4.2803 (1.1); 4.2740 (1.7); 4.2702 (1.0); 4.2668 (1.0); 4.2567 (0.8); 4.2499 (0.9); 4.2398 (0.8); 3.8620 (1.5); 3.8543 (2.6); 3.8475 (2.6); 3.8428 (0.8); 3.8188 (2.0); 3.8111 (3.2); 3.8042 (3.0); 3.6017 (0.7); 3.5967 (0.7); 3.2436 (2.0); 3.2417 (2.1); 3.2376 (2.5); 3.2296 (2.2); 3.2002 (1.8); 3.1983 (1.8); 3.1944 (2.3); 3.1864 (2.0); 2.6261 (0.5); 2.6050 (0.9); 2.5910 (0.6); 2.5838 (0.6); 2.5698 (1.0); 2.5574 (0.5); 2.5487 (0.6); 2.5363 (0.9); 2.5223 (0.6); 2.5152 (0.6); 2.5012 (1.0); 2.4801 (0.6); 1.9855 (0.9); 1.9755 (0.5); 1.9603 (0.8); 1.9499 (1.0); 1.9384 (0.6); 1.9097 (0.6); 1.8997 (1.0); 1.8896 (0.5); 1.8745 (0.6); 1.8677 (0.6); 1.8646 (0.8); 1.8570 (0.5); 1.8548 (0.5); 1.8456 (0.5); 1.7392 (12.7); 1.7337 (16.0); 1.7274 (13.0); 1.5801 (2.2); 0.0080 (0.8); -0.0002 (23.0); -0.0085 (0.7)
I-140: ¹ H-NMR(400.0 MHz, CDCl ₃): δ = 7.2614 (12.6); 7.2221 (0.5); 7.2096 (1.3); 7.2038 (1.5); 7.2006 (0.9); 7.1930 (0.9); 7.1898 (1.5); 7.1841 (1.2); 6.9155 (0.6); 6.8995 (0.6); 6.8937 (1.1); 6.8879 (0.5); 6.8720 (0.6); 5.9845 (0.5); 5.9817 (0.5); 5.9782 (0.5); 5.9744 (0.7); 5.9708 (0.8); 5.9680 (0.7); 5.9645 (0.7); 5.9114 (0.7); 5.9059 (1.2); 5.9003 (0.7); 5.8978 (0.6); 5.8921 (0.9); 4.2182 (1.1); 4.2004 (3.7); 4.1825 (3.8); 4.1647 (1.2); 3.8589 (1.9); 3.8135 (2.2); 3.3748 (16.0); 3.3587 (2.4); 3.3133 (2.0); 2.5536 (0.8); 2.5396 (0.6); 2.5185 (1.0); 1.9950 (0.8); 1.9599 (0.7); 1.5572 (3.3); 1.3157 (4.1); 1.2979 (8.5); 1.2800 (4.0); -0.0002 (15.0); -0.0085 (0.5)
I-141: ¹ H-NMR(400.0 MHz, CDCl ₃): δ = 7.2603 (69.5); 7.2124 (1.2); 7.2067 (1.4); 7.1959 (0.8); 7.1927 (1.4); 7.1869 (1.2); 6.9162 (0.6); 6.9003 (0.6); 6.8945 (1.1); 6.8727 (0.5); 5.9852 (0.5); 5.9777 (0.7); 5.9744 (0.7); 5.9715 (0.7); 5.9682 (0.7); 5.9322 (0.7); 5.9268 (1.2); 5.9213 (0.7); 5.9130 (0.8); 4.2021 (0.7); 4.1857 (2.2); 4.1842 (2.2); 4.1678 (2.3); 4.1665 (2.1); 4.1498 (0.8); 3.8654 (1.8); 3.8202 (2.1); 3.3667 (16.0); 3.3540 (2.3); 3.3088 (1.9); 2.5293 (0.9); 2.5152 (0.5); 2.4941 (0.9); 1.9868 (0.8); 1.9519 (0.7); 1.5445 (10.7); 1.3029 (4.2); 1.2851 (8.6); 1.2672 (4.1); 0.0080 (2.4); -0.0002 (82.0); -0.0085 (2.6)
I-142: ¹ H-NMR(400.0 MHz, CDCl ₃): δ = 7.2773 (2.4); 7.2612 (45.7); 7.2160 (0.8); 7.2103 (1.3); 7.2043 (1.2); 7.1977 (5.8); 7.1922 (7.3); 7.1813 (4.8); 7.1780 (7.4); 7.1725 (6.1); 7.1602 (1.3); 6.9272 (1.4); 6.9215 (2.4); 6.9157 (1.4); 6.9055 (2.9); 6.8997 (4.8); 6.8940 (2.6); 6.8838 (1.6); 6.8781 (2.5); 6.8723 (1.3); 6.0125 (2.4); 6.0089 (2.8); 6.0063 (2.9); 6.0026 (2.8); 5.9988 (3.5); 5.9951 (3.9); 5.9925 (3.8); 5.9890 (3.5); 5.9281 (3.1); 5.9225 (5.7); 5.9168 (3.7); 5.9088 (4.4); 5.9032 (2.5); 5.0540 (1.3); 5.0329 (2.4); 5.0141 (1.4); 4.4015 (0.6); 4.3856 (5.3); 4.3821 (5.5); 4.3720 (10.4); 4.3675 (9.4); 4.3571 (6.3); 4.3542 (6.2); 4.3378 (0.7); 4.0221 (5.7); 3.9921 (13.2); 3.9517 (12.8); 3.9217 (5.6); 3.7288 (1.7); 3.7234 (7.2); 3.7169 (11.3); 3.7027 (16.0); 3.6888 (10.6); 3.6795 (11.4); 3.5902 (2.2); 3.5871 (2.1); 3.5841 (2.3); 3.5755 (2.2); 3.5687 (2.7); 3.5590 (11.8); 3.5149 (6.3); 2.5316 (2.0); 2.5106 (3.9); 2.4964 (2.7); 2.4895 (2.4); 2.4753 (4.4); 2.4543 (2.2); 1.9712 (2.2); 1.9623 (4.0); 1.9533 (2.3); 1.9361 (2.0); 1.9271 (3.6); 1.9182 (2.1); 1.5666 (1.9); 1.2565 (2.0); 0.8801 (0.6); 0.8526 (0.6); 0.0079 (2.0); -0.0002 (55.2); -0.0083 (3.2)
I-143: ¹ H-NMR(400.0 MHz, CDCl ₃): δ = 7.2729 (2.1); 7.2610 (60.3); 7.2050 (0.6); 7.1993 (1.1); 7.1868 (5.1); 7.1811 (6.1); 7.1779 (3.8); 7.1703 (3.8); 7.1671 (6.0); 7.1615 (4.8); 7.1547 (0.8); 7.1490 (0.8); 6.9254 (1.2); 6.9196 (2.1); 6.9138 (1.2); 6.9037 (2.5); 6.8979 (4.1); 6.8921 (2.1); 6.8820 (1.3); 6.8762 (2.0); 6.8704 (1.0); 6.0052 (2.2); 6.0015 (2.4); 5.9989 (2.5); 5.9951 (2.4); 5.9915 (2.7); 5.9877 (2.9); 5.9851 (2.8); 5.9814 (2.5); 5.8567 (2.5); 5.8510 (4.4); 5.8453 (2.8); 5.8431 (2.5); 5.8372 (3.8); 5.8317 (2.1); 5.0661 (1.0); 5.0474 (1.9); 5.0264 (1.0); 4.4427 (0.6); 4.4266 (4.5); 4.4221 (4.7); 4.4127 (7.6); 4.4083 (6.9); 4.3982 (5.1); 4.3944 (4.9); 4.3779 (0.6); 4.0495 (5.9); 4.0194 (10.6); 3.9532 (10.1); 3.9232 (5.7); 3.7570 (9.2); 3.7481 (2.1); 3.7429 (16.0); 3.7382 (2.4); 3.7289 (7.5); 3.7181 (5.9); 3.6741 (9.3); 3.6070 (1.7); 3.6042 (1.6); 3.6012 (1.8); 3.5945 (1.6); 3.5923 (1.6); 3.5856 (1.9); 3.5825 (1.7); 3.5798 (1.8); 3.5537 (8.7); 3.5096 (5.3); 2.5958 (1.7); 2.5747 (3.1); 2.5605 (2.2); 2.5534 (1.9); 2.5393 (3.5); 2.5182 (1.8); 2.0420 (1.8); 2.0333 (3.2); 2.0245 (1.8); 2.0068 (1.7); 1.9980 (2.8); 1.9892 (1.6); 1.5643 (1.8); 1.2564 (1.9); 0.8812 (0.6); 0.8527 (0.6); 0.0080 (2.5); -0.0002 (76.7); -0.0085 (3.2)
I-144: ¹ H-NMR(400.0 MHz, CDCl ₃): δ = 7.2610 (65.5); 7.2126 (1.4); 7.2068 (1.7); 7.2037 (1.2); 7.1929 (2.0); 7.1871 (2.0); 7.1822 (4.4); 7.1765 (5.1); 7.1735 (3.2); 7.1659 (3.1); 7.1627 (4.9); 7.1570 (4.0); 7.1504 (0.6); 7.1444 (0.7); 6.9372 (1.1); 6.9314 (1.8); 6.9256 (1.0); 6.9221 (0.7); 6.9156 (2.5); 6.9098 (3.8); 6.9039 (2.0); 6.9005 (1.1); 6.8943 (2.1); 6.8882 (2.4); 6.8823 (1.3); 6.8728 (1.8); 6.8501 (1.5); 6.0321 (2.1); 6.0278 (2.5); 6.0261 (2.5); 6.0219 (2.3); 6.0182 (2.4); 6.0139 (2.8); 6.0122 (2.8); 6.0080 (2.3); 5.9879 (0.6); 5.9853 (0.6); 5.9818 (0.6); 5.9778 (0.8); 5.9744 (0.8); 5.9715 (0.8); 5.9683 (0.7); 5.9322 (0.8); 5.9268 (1.3); 5.9213 (0.8); 5.9130 (0.8); 5.8305 (2.2); 5.8246 (4.0); 5.8188 (2.5); 5.8167 (2.2); 5.8108 (3.5); 5.8050 (1.9); 5.1409 (0.6); 5.1361 (0.9); 5.1305 (1.0); 5.1259 (1.3); 5.1203 (1.6); 5.1154 (1.7); 5.1099 (1.8); 5.1052 (1.8); 5.0996 (1.4); 5.0952 (1.1); 5.0893 (1.0); 5.0844 (0.8); 4.3686 (5.2); 4.3552 (6.8); 4.3524 (5.6); 4.3407 (6.7); 4.2021 (0.8); 4.1857 (2.3); 4.1843 (2.3); 4.1677

<p>(2.4); 4.1666 (2.4); 4.1499 (0.9); 4.0480 (5.3); 4.0181 (8.8); 3.9353 (8.2); 3.9053 (5.0); 3.8660 (2.0); 3.8341 (0.5); 3.8280 (1.4); 3.8210 (3.4); 3.8157 (2.0); 3.8096 (1.7); 3.8061 (1.7); 3.8000 (1.9); 3.7938 (1.8); 3.7877 (1.3); 3.7817 (0.5); 3.7318 (5.0); 3.6996 (8.2); 3.6875 (12.5); 3.6854 (10.9); 3.6714 (7.2); 3.5306 (7.1); 3.4863 (4.5); 3.3667 (16.0); 3.3545 (2.5); 3.3092 (2.1); 2.7537 (1.7); 2.7412 (1.6); 2.7332 (1.8); 2.7207 (2.1); 2.7185 (2.2); 2.7060 (1.9); 2.6980 (1.8); 2.6855 (1.8); 2.5293 (0.9); 2.5153 (0.6); 2.5082 (0.5); 2.4941 (1.0); 1.9997 (1.7); 1.9889 (2.1); 1.9779 (2.1); 1.9671 (2.1); 1.9646 (2.0); 1.9536 (2.0); 1.9427 (1.8); 1.9319 (1.5); 1.5596 (3.2); 1.3030 (4.5); 1.2852 (8.9); 1.2673 (4.9); 1.2564 (2.4); 0.8798 (0.8); 0.8535 (0.7); 0.0080 (2.9); -0.0002 (83.5); -0.0085 (2.9)</p>
<p>I-145: ¹H-NMR(400.0 MHz, CDCl₃): δ= 8.0232 (2.1); 7.5211 (0.6); 7.2622 (86.8); 7.2118 (0.6); 7.2061 (0.7); 7.2003 (1.4); 7.1876 (7.0); 7.1820 (8.3); 7.1788 (5.3); 7.1712 (5.2); 7.1681 (8.3); 7.1624 (6.6); 7.1556 (1.2); 7.1499 (1.2); 6.9981 (0.5); 6.9413 (1.8); 6.9356 (3.0); 6.9298 (1.7); 6.9197 (3.6); 6.9139 (6.0); 6.9082 (3.4); 6.8980 (3.1); 6.8923 (5.3); 6.8866 (3.0); 6.8708 (2.4); 6.0240 (3.2); 6.0196 (3.9); 6.0179 (3.8); 6.0135 (3.6); 6.0101 (4.1); 6.0057 (4.7); 6.0040 (4.5); 5.9996 (3.9); 5.8889 (3.7); 5.8832 (6.7); 5.8774 (4.2); 5.8751 (3.5); 5.8693 (5.5); 5.8636 (3.0); 5.1677 (0.9); 5.1620 (1.2); 5.1562 (1.3); 5.1518 (1.7); 5.1465 (2.2); 5.1412 (2.3); 5.1360 (2.3); 5.1307 (2.2); 5.1254 (1.7); 5.1211 (1.2); 5.1152 (1.1); 5.1099 (0.9); 4.3566 (7.8); 4.3449 (10.4); 4.3438 (10.6); 4.3406 (9.0); 4.3290 (10.0); 4.1581 (0.6); 4.1401 (0.6); 4.0348 (7.9); 4.0047 (14.5); 3.9451 (13.6); 3.9150 (7.4); 3.8093 (1.2); 3.8031 (2.2); 3.7972 (2.9); 3.7913 (3.1); 3.7855 (2.8); 3.7810 (2.8); 3.7752 (3.3); 3.7693 (3.2); 3.7634 (2.6); 3.7575 (1.2); 3.7359 (7.8); 3.7125 (0.9); 3.6916 (14.5); 3.6894 (16.0); 3.6750 (14.8); 3.6612 (11.6); 3.5570 (11.0); 3.5127 (7.0); 3.4968 (0.8); 2.7188 (4.2); 2.7071 (4.2); 2.6981 (4.3); 2.6863 (4.8); 2.6836 (4.9); 2.6718 (4.5); 2.6626 (5.0); 2.6511 (4.2); 1.8973 (2.8); 1.8857 (2.8); 1.8752 (2.9); 1.8633 (3.8); 1.8505 (2.7); 1.8400 (2.5); 1.8285 (2.5); 1.7288 (0.9); 1.7203 (1.7); 1.3060 (0.9); 1.2881 (1.2); 1.2738 (1.6); 1.2560 (4.3); 1.2382 (1.4); 0.8803 (1.3); 0.8529 (1.2); 0.0080 (3.8); -0.0002 (109.7); -0.0085 (4.1)</p>
<p>I-146: ¹H-NMR(400.0 MHz, CDCl₃): δ= 7.6650 (1.5); 7.6607 (1.8); 7.6465 (1.4); 7.6408 (2.0); 7.5189 (0.7); 7.4331 (0.7); 7.4211 (3.0); 7.4031 (1.6); 7.2601 (113.7); 6.9960 (0.7); 6.2306 (1.1); 6.2039 (1.2); 6.1875 (1.3); 6.1607 (1.4); 5.9436 (0.9); 5.9376 (0.7); 5.8809 (0.8); 5.8753 (1.3); 5.8697 (0.8); 5.8615 (1.0); 5.8559 (0.6); 5.5613 (1.7); 5.5183 (1.6); 5.3235 (1.6); 5.2969 (1.4); 3.9845 (1.9); 3.9416 (2.3); 3.7290 (16.0); 3.5050 (0.5); 3.3961 (2.0); 3.3531 (1.8); 2.5180 (0.9); 2.5041 (0.6); 2.4969 (0.6); 2.4831 (1.1); 2.4620 (0.6); 1.8921 (0.9); 1.8821 (0.5); 1.8571 (0.8); 1.8471 (0.6); 1.7054 (4.6); 0.1461 (0.6); 0.0080 (4.9); -0.0002 (140.9); -0.0085 (4.9); -0.1498 (0.6)</p>
<p>I-147: ¹H-NMR(400.0 MHz, CDCl₃): δ= 7.6588 (1.6); 7.6547 (1.7); 7.6506 (0.8); 7.6484 (0.7); 7.6450 (0.7); 7.6401 (1.4); 7.6347 (1.9); 7.4356 (0.5); 7.4321 (0.6); 7.4235 (1.4); 7.4194 (3.0); 7.4149 (1.4); 7.4130 (1.1); 7.4057 (0.9); 7.4017 (1.5); 7.4006 (1.4); 7.2609 (14.1); 6.2304 (1.0); 6.2036 (1.2); 6.1872 (1.3); 6.1605 (1.3); 5.9468 (0.5); 5.9427 (0.6); 5.9407 (0.6); 5.9366 (0.6); 5.9330 (0.7); 5.9289 (0.7); 5.9269 (0.7); 5.9228 (0.6); 5.8248 (0.6); 5.8191 (1.2); 5.8134 (0.7); 5.8111 (0.6); 5.8053 (1.0); 5.7997 (0.5); 5.5793 (1.7); 5.5774 (1.6); 5.5362 (1.5); 5.5343 (1.5); 5.3383 (1.5); 5.3365 (1.5); 5.3116 (1.4); 5.3098 (1.4); 3.9898 (2.0); 3.9469 (2.3); 3.7523 (0.8); 3.7464 (16.0); 3.7293 (0.6); 3.3934 (2.0); 3.3504 (1.7); 2.5609 (0.8); 2.5471 (0.6); 2.5398 (0.5); 2.5260 (0.9); 2.5049 (0.5); 1.9392 (0.8); 1.9044 (0.7); 0.0080 (0.6); -0.0002 (18.5); -0.0085 (0.7)</p>
<p>I-148: ¹H-NMR(400.0 MHz, CDCl₃): δ= 7.9797 (7.7); 7.9762 (10.6); 7.9722 (8.2); 7.9680 (6.0); 7.9038 (2.1); 7.9006 (2.8); 7.8961 (2.9); 7.8919 (2.9); 7.8877 (2.6); 7.8806 (5.8); 7.8766 (4.9); 7.8721 (3.4); 7.8681 (2.6); 7.8599 (3.2); 7.7854 (2.9); 7.7825 (3.1); 7.7788 (3.7); 7.7757 (4.8); 7.7730 (4.5); 7.7694 (3.6); 7.7660 (3.9); 7.7630 (4.0); 7.7593 (4.4); 7.7563 (5.6); 7.7536 (5.1); 7.6131 (2.7); 7.6053 (4.4); 7.5942 (4.4); 7.5856 (7.1); 7.5748 (2.0); 7.5659 (3.1); 7.2626 (32.9); 7.2400 (2.0); 6.8252 (0.9); 6.8033 (1.4); 6.7812 (0.8); 6.1338 (0.7); 6.1238 (1.4); 6.1139 (0.8); 6.1076 (0.8); 6.0976 (1.5); 6.0932 (0.6); 6.0876 (0.9); 6.0831 (1.1); 6.0710 (0.9); 6.0504 (1.1); 6.0456 (1.5); 6.0394 (1.8); 6.0303 (3.3); 6.0262 (3.4); 6.0201 (3.1); 6.0154 (4.2); 6.0127 (4.2); 6.0097 (4.0); 6.0064 (3.7); 6.0018 (2.4); 5.9964 (3.4); 5.9920 (2.0); 5.9866 (3.2); 5.9766 (1.8); 5.9684 (2.6); 5.9610 (4.5); 5.9565 (3.1); 5.9496 (3.4); 5.9456 (2.9); 5.9335 (1.8); 5.9235 (1.0); 5.9188 (1.1); 5.9132 (1.8); 5.9072 (1.2); 5.8993 (3.0); 5.8937 (3.7); 5.8879 (2.0); 5.8800 (2.3); 5.8744 (1.3); 5.8627 (1.2); 5.8571 (2.2); 5.8493 (2.6); 5.8431 (1.9); 5.8387 (1.3); 5.8330 (0.9); 5.8229 (1.6); 5.8182 (0.6); 5.8130 (0.8); 5.8082 (1.0); 5.7962 (0.9); 5.3001 (16.0); 5.1841 (0.7); 5.1784 (0.8); 5.1723 (0.9); 5.1675 (0.9); 5.1557 (0.9); 5.1509 (1.1); 5.1455 (1.0); 5.1407 (0.8); 5.1352 (0.6); 5.1300 (0.7); 5.1242 (0.9); 5.1197 (1.0); 5.1001 (1.9); 5.0799 (2.0); 4.4328 (0.5); 4.3943 (2.9); 4.3843 (2.4); 4.3638 (2.4); 4.3600 (5.6); 4.3563 (3.0); 4.3541 (2.9); 4.3501 (5.2); 4.3443 (2.3); 4.3323 (5.7); 4.3257 (3.8); 4.3222 (5.5); 4.3160 (3.2); 4.3100 (3.9); 4.2984 (5.9); 4.2880 (4.6); 4.2758 (1.9); 4.2654 (2.3); 4.2537 (1.4); 4.0606 (2.2); 4.0502 (5.3); 4.0152 (3.2); 4.0051 (7.4); 3.8758 (0.6); 3.8696 (0.9);</p>

<p>3.8635 (1.0); 3.8574 (1.1); 3.8534 (1.4); 3.8476 (1.7); 3.8415 (1.8); 3.8355 (1.5); 3.8307 (1.1); 3.8253 (1.1); 3.8123 (7.4); 3.8072 (7.3); 3.8005 (6.4); 3.7927 (1.0); 3.7812 (2.3); 3.7670 (5.1); 3.7620 (5.0); 3.7553 (4.3); 3.7343 (2.0); 3.6409 (1.8); 3.6343 (2.2); 3.6274 (2.4); 3.6200 (2.3); 3.6137 (1.9); 3.6076 (1.4); 2.7795 (0.8); 2.7671 (0.8); 2.7590 (0.9); 2.7463 (1.1); 2.7441 (1.1); 2.7355 (0.8); 2.7315 (1.0); 2.7236 (1.6); 2.7147 (0.9); 2.7112 (1.0); 2.7031 (0.9); 2.7004 (0.9); 2.6886 (0.8); 2.6794 (0.8); 2.6677 (0.8); 2.6274 (1.2); 2.6063 (2.1); 2.5919 (1.4); 2.5852 (1.2); 2.5708 (2.3); 2.5524 (1.6); 2.5318 (2.4); 2.5173 (1.6); 2.5109 (1.4); 2.4964 (2.6); 2.4755 (1.3); 2.0361 (1.2); 2.0278 (2.2); 2.0186 (1.6); 2.0066 (1.4); 2.0002 (2.4); 1.9918 (4.2); 1.9835 (3.1); 1.9708 (1.0); 1.9645 (1.3); 1.9560 (2.3); 1.9476 (2.2); 1.9353 (0.8); 1.9248 (0.7); 1.9127 (1.1); 1.8998 (0.7); 1.8893 (0.6); 1.8778 (0.6); 1.5759 (2.6); 0.0080 (1.5); -0.0002 (39.7); -0.0080 (1.4)</p>
<p>I-149: ¹H-NMR(400.0 MHz, CDCl₃): δ= 7.2602 (7.0); 7.1930 (0.7); 7.1873 (0.7); 7.1819 (0.7); 7.1761 (0.9); 7.1732 (0.9); 7.1674 (0.7); 7.1620 (0.6); 6.8898 (0.7); 4.0055 (0.9); 3.9869 (1.2); 3.9574 (1.7); 3.9274 (0.7); 3.7187 (0.5); 3.6748 (0.9); 3.6647 (0.7); 3.5579 (1.3); 3.5139 (0.7); 1.5524 (0.8); 1.4957 (0.5); 1.4842 (0.9); 1.4761 (12.9); 1.4418 (1.9); 1.4313 (16.0); -0.0002 (8.7)</p>
<p>I-150: ¹H-NMR(400.0 MHz, CDCl₃): δ= 7.3854 (0.9); 7.3636 (0.9); 7.2608 (12.3); 7.2238 (4.8); 7.1960 (1.4); 7.0071 (1.4); 6.9839 (1.3); 6.0074 (1.1); 6.0040 (1.2); 6.0010 (1.2); 5.9975 (1.2); 5.9937 (1.5); 5.9902 (1.6); 5.9873 (1.6); 5.9839 (1.4); 5.9210 (1.4); 5.9155 (2.5); 5.9099 (1.6); 5.9018 (1.8); 5.8962 (1.0); 5.0862 (0.6); 5.0652 (1.1); 5.0456 (0.5); 4.2165 (2.2); 4.1986 (6.7); 4.1808 (6.9); 4.1630 (2.3); 4.0036 (2.0); 3.9585 (2.9); 3.7762 (4.7); 3.7312 (3.3); 3.5297 (1.0); 3.5269 (0.9); 3.5236 (1.0); 3.5155 (0.9); 3.5086 (1.0); 3.5056 (0.9); 3.5026 (1.0); 2.4954 (1.0); 2.4745 (1.8); 2.4602 (1.2); 2.4536 (1.1); 2.4393 (2.1); 2.4182 (1.3); 2.3863 (16.0); 1.9642 (1.0); 1.9558 (1.8); 1.9475 (1.1); 1.9290 (0.9); 1.9206 (1.6); 1.9122 (0.9); 1.5578 (5.9); 1.3024 (7.7); 1.2846 (15.3); 1.2667 (7.7); 0.0079 (0.7); -0.0002 (18.3); -0.0084 (0.8)</p>
<p>I-151: ¹H-NMR(400.0 MHz, CDCl₃): δ= 7.3727 (0.9); 7.3503 (0.9); 7.2612 (10.0); 7.2148 (4.4); 7.1868 (1.4); 7.0061 (1.4); 6.9829 (1.3); 5.9976 (1.2); 5.9941 (1.3); 5.9911 (1.3); 5.9876 (1.3); 5.9839 (1.4); 5.9804 (1.5); 5.9774 (1.4); 5.9740 (1.3); 5.8512 (1.4); 5.8457 (2.4); 5.8400 (1.5); 5.8378 (1.4); 5.8319 (1.9); 5.8264 (1.1); 5.1078 (0.6); 5.0857 (1.1); 5.0650 (0.6); 4.2371 (2.3); 4.2192 (7.1); 4.2014 (7.3); 4.1835 (2.5); 4.0016 (2.0); 3.9566 (2.9); 3.7710 (4.8); 3.7260 (3.4); 3.5473 (0.5); 3.5411 (1.0); 3.5347 (1.0); 3.5273 (0.9); 3.5198 (1.0); 3.5136 (1.0); 2.5604 (1.0); 2.5394 (1.8); 2.5251 (1.2); 2.5183 (1.1); 2.5040 (2.0); 2.4830 (1.0); 2.3838 (16.0); 2.0047 (1.0); 1.9967 (1.8); 1.9888 (1.0); 1.9694 (0.9); 1.9614 (1.6); 1.9535 (0.9); 1.5633 (5.0); 1.3255 (7.9); 1.3076 (15.8); 1.2960 (0.8); 1.2897 (7.7); 1.2575 (0.8); 1.2528 (0.7); 0.0080 (0.6); -0.0002 (15.2); -0.0084 (0.6)</p>
<p>I-152: ¹H-NMR(400.0 MHz, CDCl₃): δ= 7.2605 (20.1); 7.2107 (5.2); 7.1900 (1.4); 7.0210 (1.4); 6.9975 (1.4); 6.8092 (1.0); 6.7896 (0.9); 6.0269 (1.3); 6.0225 (1.6); 6.0210 (1.6); 6.0166 (1.5); 6.0131 (1.6); 6.0086 (1.8); 6.0071 (1.7); 6.0027 (1.4); 5.8702 (1.4); 5.8645 (2.5); 5.8586 (1.6); 5.8565 (1.4); 5.8506 (2.1); 5.8449 (1.2); 5.1827 (0.5); 5.1769 (0.6); 5.1723 (0.7); 5.1669 (0.9); 5.1620 (1.0); 5.1566 (1.0); 5.1512 (0.9); 5.1460 (0.7); 5.1415 (0.5); 5.1355 (0.5); 4.1677 (2.2); 4.1623 (0.6); 4.1499 (6.7); 4.1321 (6.7); 4.1143 (2.2); 4.0105 (1.9); 3.9653 (2.8); 3.7862 (4.6); 3.7522 (0.5); 3.7461 (1.2); 3.7409 (4.1); 3.7345 (1.4); 3.7286 (1.1); 3.7244 (1.2); 3.7184 (1.2); 3.7125 (1.1); 3.7065 (0.8); 2.7113 (1.1); 2.6994 (1.1); 2.6906 (1.2); 2.6785 (1.4); 2.6762 (1.4); 2.6642 (1.2); 2.6553 (1.1); 2.6434 (1.1); 2.3919 (16.0); 1.8873 (1.1); 1.8760 (1.1); 1.8654 (1.1); 1.8537 (1.5); 1.8408 (1.0); 1.8301 (1.0); 1.8188 (1.0); 1.5464 (11.0); 1.3255 (0.6); 1.3077 (1.1); 1.2959 (0.6); 1.2899 (0.9); 1.2817 (1.0); 1.2704 (7.9); 1.2639 (2.1); 1.2526 (15.7); 1.2347 (7.3); 0.0079 (1.4); -0.0002 (29.3); -0.0084 (1.0)</p>
<p>I-153: ¹H-NMR(400.0 MHz, CDCl₃): δ= 7.2609 (13.2); 7.2112 (4.4); 7.2086 (4.7); 7.1915 (1.1); 7.1872 (1.3); 7.0186 (1.4); 6.9967 (1.3); 6.9948 (1.3); 6.8319 (0.9); 6.8117 (0.9); 6.0372 (1.3); 6.0330 (1.6); 6.0313 (1.5); 6.0270 (1.4); 6.0233 (1.5); 6.0191 (1.7); 6.0174 (1.7); 6.0132 (1.5); 5.8166 (1.3); 5.8108 (2.4); 5.8048 (1.5); 5.8029 (1.4); 5.7969 (2.0); 5.7911 (1.1); 5.2993 (10.6); 5.1546 (0.6); 5.1488 (0.6); 5.1443 (0.7); 5.1386 (0.9); 5.1340 (1.0); 5.1283 (1.0); 5.1237 (0.8); 5.1180 (0.6); 4.1799 (2.1); 4.1620 (6.4); 4.1498 (0.9); 4.1442 (6.5); 4.1320 (0.6); 4.1264 (2.1); 4.0069 (1.8); 3.9617 (2.7); 3.7842 (4.6); 3.7701 (0.9); 3.7639 (1.1); 3.7576 (1.2); 3.7515 (1.1); 3.7483 (1.2); 3.7391 (3.5); 3.7297 (0.9); 2.7458 (1.0); 2.7332 (1.0); 2.7253 (1.1); 2.7125 (1.4); 2.7107 (1.4); 2.6979 (1.2); 2.6900 (1.2); 2.6774 (1.1); 2.3892 (15.0); 1.9665 (1.0); 1.9560 (1.0); 1.9447 (1.0); 1.9341 (1.2); 1.9313 (1.1); 1.9207 (1.0); 1.9094 (0.9); 1.8989 (0.9); 1.5524 (1.7); 1.2817 (7.7); 1.2701 (1.7); 1.2638 (16.0); 1.2526 (2.5); 1.2460 (7.6); 1.2347 (0.9); 0.8801 (0.6); 0.8533 (0.5); 0.0079 (0.8); -0.0002 (20.2); -0.0085 (0.7)</p>
<p>I-154: ¹H-NMR(400.0 MHz, CDCl₃):</p>

δ = 7.6783 (2.8); 7.6748 (3.4); 7.6706 (1.6); 7.6637 (1.2); 7.6582 (3.9); 7.6541 (3.4); 7.5000 (0.5); 7.4817 (1.6); 7.4747 (0.7); 7.4682 (1.6); 7.4643 (2.7); 7.4599 (1.8); 7.4554 (2.9); 7.4535 (3.8); 7.4499 (1.8); 7.4407 (1.4); 7.4388 (1.6); 7.4353 (3.8); 7.4337 (2.4); 7.4300 (0.7); 7.4228 (0.6); 7.4188 (1.2); 7.4133 (1.0); 7.3963 (0.6); 7.3760 (0.6); 7.2604 (24.4); 6.0055 (0.9); 6.0020 (1.0); 5.9992 (1.0); 5.9957 (1.0); 5.9918 (1.2); 5.9883 (1.3); 5.9854 (1.3); 5.9819 (1.2); 5.9216 (1.2); 5.9162 (2.2); 5.9105 (1.3); 5.9080 (1.0); 5.9024 (1.6); 5.8968 (0.9); 5.0726 (0.8); 4.2138 (2.1); 4.1960 (6.8); 4.1781 (7.0); 4.1603 (2.3); 4.0401 (1.5); 3.9953 (2.3); 3.8204 (4.6); 3.7754 (3.1); 3.5277 (0.7); 3.5249 (0.7); 3.5221 (0.7); 3.5155 (0.7); 3.5131 (0.7); 3.5065 (0.8); 3.5037 (0.7); 3.5009 (0.7); 2.5052 (0.8); 2.4842 (1.6); 2.4701 (1.1); 2.4633 (0.9); 2.4491 (1.8); 2.4281 (0.9); 1.9629 (0.8); 1.9541 (1.5); 1.9453 (0.8); 1.9277 (0.7); 1.9189 (1.3); 1.9101 (0.7); 1.5512 (11.8); 1.2990 (7.8); 1.2811 (16.0); 1.2702 (0.8); 1.2633 (7.8); 1.2524 (1.2); 1.2346 (0.6); 0.0080 (0.9); -0.0002 (31.0); -0.0085 (1.1)

I-155: $^1\text{H-NMR}$ (400.0 MHz, CDCl_3):

δ = 7.6708 (2.9); 7.6673 (3.6); 7.6631 (1.8); 7.6561 (1.2); 7.6507 (4.2); 7.6466 (3.6); 7.4996 (0.6); 7.4813 (1.8); 7.4743 (0.8); 7.4677 (1.7); 7.4638 (2.8); 7.4595 (1.6); 7.4542 (3.0); 7.4524 (4.0); 7.4488 (1.8); 7.4395 (1.6); 7.4377 (1.8); 7.4343 (4.0); 7.4326 (2.5); 7.4289 (0.8); 7.4216 (0.6); 7.4175 (1.2); 7.4122 (0.9); 7.3843 (0.6); 7.3619 (0.6); 7.2608 (14.6); 5.9948 (1.0); 5.9912 (1.1); 5.9883 (1.1); 5.9848 (1.1); 5.9810 (1.2); 5.9775 (1.3); 5.9746 (1.2); 5.9710 (1.1); 5.8498 (1.2); 5.8442 (2.1); 5.8386 (1.3); 5.8362 (1.1); 5.8305 (1.7); 5.8249 (1.0); 5.0916 (0.8); 5.0898 (0.8); 4.2375 (2.2); 4.2197 (7.1); 4.2018 (7.3); 4.1840 (2.4); 4.0394 (1.6); 3.9936 (2.4); 3.8155 (4.6); 3.7705 (3.2); 3.5399 (0.8); 3.5372 (0.7); 3.5343 (0.8); 3.5271 (0.7); 3.5184 (0.8); 3.5154 (0.7); 3.5128 (0.8); 2.5693 (0.8); 2.5482 (1.6); 2.5340 (1.1); 2.5271 (0.9); 2.5129 (1.7); 2.4918 (0.9); 2.0062 (0.9); 1.9979 (1.5); 1.9896 (0.8); 1.9709 (0.7); 1.9626 (1.4); 1.9544 (0.8); 1.5608 (6.0); 1.3261 (7.8); 1.3083 (16.0); 1.2904 (7.7); 1.2629 (0.5); 0.0079 (0.5); -0.0002 (17.5); -0.0085 (0.7)

I-156: $^1\text{H-NMR}$ (400.0 MHz, CDCl_3):

δ = 7.6706 (3.1); 7.6673 (4.0); 7.6632 (2.1); 7.6559 (1.4); 7.6505 (4.8); 7.6464 (4.0); 7.5138 (0.6); 7.4952 (2.1); 7.4887 (0.8); 7.4816 (1.8); 7.4778 (2.8); 7.4738 (1.5); 7.4702 (1.0); 7.4640 (4.4); 7.4607 (2.1); 7.4494 (2.0); 7.4459 (4.3); 7.4329 (0.8); 7.4286 (1.4); 7.4239 (1.0); 7.2605 (24.2); 6.8512 (0.8); 6.8316 (0.8); 6.0240 (1.3); 6.0196 (1.5); 6.0180 (1.6); 6.0136 (1.4); 6.0101 (1.6); 6.0058 (1.8); 6.0040 (1.7); 5.9997 (1.5); 5.8736 (1.4); 5.8679 (2.5); 5.8621 (1.5); 5.8598 (1.3); 5.8540 (2.1); 5.8482 (1.2); 5.1755 (0.7); 5.1700 (0.8); 5.1648 (0.9); 5.1595 (0.9); 5.1545 (0.8); 5.1490 (0.7); 5.1446 (0.5); 4.1657 (2.2); 4.1618 (0.7); 4.1479 (6.9); 4.1301 (7.0); 4.1122 (2.3); 4.0455 (1.8); 4.0002 (2.8); 3.8305 (4.8); 3.7854 (3.3); 3.7447 (0.8); 3.7387 (1.1); 3.7328 (1.2); 3.7268 (1.0); 3.7227 (1.0); 3.7168 (1.2); 3.7108 (1.1); 3.7048 (0.8); 2.7091 (1.1); 2.6972 (1.1); 2.6883 (1.1); 2.6764 (1.3); 2.6739 (1.4); 2.6619 (1.2); 2.6530 (1.1); 2.6412 (1.1); 1.8910 (1.0); 1.8797 (1.1); 1.8690 (1.1); 1.8575 (1.3); 1.8444 (1.0); 1.8337 (1.0); 1.8225 (1.0); 1.5467 (12.5); 1.3084 (0.6); 1.2815 (0.8); 1.2686 (7.8); 1.2637 (2.0); 1.2508 (16.0); 1.2330 (7.5); 0.0080 (0.9); -0.0002 (29.6); -0.0085 (1.1)

I-157: $^1\text{H-NMR}$ (400.0 MHz, CDCl_3):

δ = 7.6683 (3.0); 7.6649 (3.8); 7.6608 (1.9); 7.6535 (1.3); 7.6482 (4.5); 7.6441 (3.6); 7.5110 (0.6); 7.4925 (2.0); 7.4859 (0.8); 7.4788 (1.7); 7.4750 (2.7); 7.4709 (1.4); 7.4670 (1.0); 7.4629 (3.0); 7.4610 (4.1); 7.4575 (1.8); 7.4476 (1.9); 7.4463 (2.0); 7.4428 (4.1); 7.4412 (2.8); 7.4298 (0.7); 7.4257 (1.3); 7.4209 (0.9); 7.2604 (28.3); 6.8690 (0.7); 6.8497 (0.7); 6.0324 (1.2); 6.0282 (1.4); 6.0264 (1.4); 6.0222 (1.4); 6.0185 (1.5); 6.0143 (1.7); 6.0125 (1.6); 6.0083 (1.4); 5.8185 (1.2); 5.8127 (2.3); 5.8068 (1.4); 5.8048 (1.3); 5.7988 (2.1); 5.7930 (1.1); 5.1581 (0.5); 5.1523 (0.5); 5.1479 (0.7); 5.1421 (0.8); 5.1375 (0.9); 5.1318 (0.9); 5.1272 (0.8); 5.1214 (0.6); 4.1794 (2.0); 4.1616 (6.2); 4.1438 (6.5); 4.1260 (2.1); 4.0418 (1.7); 3.9972 (2.5); 3.8279 (4.6); 3.7828 (3.2); 3.7700 (0.8); 3.7638 (1.0); 3.7575 (1.1); 3.7513 (1.0); 3.7481 (1.0); 3.7420 (1.1); 3.7356 (1.0); 3.7295 (0.8); 2.7453 (1.0); 2.7327 (1.0); 2.7248 (1.1); 2.7120 (1.3); 2.7101 (1.4); 2.6974 (1.2); 2.6895 (1.1); 2.6768 (1.1); 1.9702 (1.0); 1.9598 (1.0); 1.9484 (1.0); 1.9378 (1.1); 1.9350 (1.1); 1.9244 (0.9); 1.9130 (0.9); 1.9026 (0.9); 1.5441 (8.2); 1.2815 (7.5); 1.2636 (16.0); 1.2508 (1.5); 1.2458 (7.5); 1.2330 (0.6); 0.0079 (1.0); -0.0002 (35.6); -0.0085 (1.4)

I-158: $^1\text{H-NMR}$ (400.0 MHz, CDCl_3):

δ = 7.8680 (1.3); 7.8639 (1.9); 7.8592 (1.7); 7.8545 (1.4); 7.8504 (1.9); 7.8458 (1.6); 7.8187 (1.6); 7.8150 (2.6); 7.8113 (1.4); 7.8050 (1.7); 7.8014 (2.7); 7.7977 (1.4); 7.6749 (1.7); 7.6717 (2.9); 7.6701 (2.3); 7.6684 (2.3); 7.6668 (2.7); 7.6636 (1.5); 7.2619 (21.7); 7.1857 (0.8); 5.9800 (0.5); 5.9764 (0.6); 5.9736 (0.7); 5.9700 (0.7); 5.9664 (0.9); 5.9626 (1.0); 5.9597 (1.1); 5.9565 (1.3); 5.9536 (1.1); 5.9504 (0.8); 5.9469 (0.7); 5.9431 (0.7); 5.9394 (0.8); 5.9368 (0.7); 5.9331 (0.6); 5.9050 (0.8); 5.8995 (1.4); 5.8939 (0.8); 5.8915 (0.6); 5.8858 (0.9); 5.8802 (0.5); 5.8155 (0.6); 5.8099 (1.2); 5.8043 (0.7); 5.8019 (0.6); 5.7962 (1.0); 5.7905 (0.6); 5.7338 (0.6); 5.3289 (0.6); 5.0057 (0.8); 3.8330 (1.9); 3.8276 (2.0); 3.7898 (2.2); 3.7844 (2.3); 3.7703 (0.8); 3.7584 (15.9); 3.7315 (16.0); 3.7262 (6.4); 3.7009 (0.6); 3.5464 (0.6); 3.5401 (0.7); 3.5376 (0.7); 3.5310

(0.9); 3.5279 (0.9); 3.5252 (1.0); 3.5188 (0.8); 3.2073 (2.0); 3.1968 (1.9); 3.1641 (1.7); 3.1536 (1.7); 2.5419 (0.8); 2.5279 (0.6); 2.5069 (0.9); 2.4859 (0.5); 2.4716 (0.9); 2.4576 (0.7); 2.4506 (0.5); 2.4366 (0.9); 1.9682 (2.2); 1.9658 (2.0); 1.9643 (2.0); 1.9619 (1.7); 1.9436 (0.6); 1.9340 (0.7); 1.8893 (0.5); 1.8802 (0.8); 1.8453 (0.7); 1.7419 (10.4); 1.7287 (10.6); 1.7117 (0.6); 1.5709 (10.0); 0.0079 (0.7); -0.0002 (21.4); -0.0085 (0.8)
I-159: ¹ H-NMR(400.0 MHz, CDCl ₃): δ= 8.1375 (3.6); 8.1338 (3.8); 8.1211 (3.7); 8.1173 (3.8); 7.9588 (1.0); 7.9553 (2.5); 7.9517 (2.4); 7.9481 (1.0); 7.2603 (55.0); 5.9705 (0.5); 5.9676 (0.5); 5.9639 (0.6); 5.9033 (0.8); 5.8977 (0.5); 5.8896 (0.6); 5.8102 (0.8); 5.7964 (0.7); 3.8686 (1.3); 3.8601 (1.3); 3.8254 (1.4); 3.8170 (1.5); 3.7619 (11.0); 3.7344 (10.6); 3.5294 (0.5); 3.2227 (1.3); 3.2095 (1.3); 3.1794 (1.2); 3.1662 (1.2); 2.5340 (0.5); 2.4990 (0.6); 2.4776 (0.6); 2.4563 (0.6); 2.4213 (0.6); 1.9754 (0.6); 1.8820 (0.6); 1.8473 (0.5); 1.7605 (7.0); 1.7468 (7.2); 1.5405 (16.0); 0.0080 (2.0); -0.0002 (69.4); -0.0085 (2.6)
I-160: ¹ H-NMR(400.0 MHz, CDCl ₃): δ= 7.8495 (0.8); 7.8428 (1.7); 7.8388 (3.1); 7.8341 (3.5); 7.8298 (3.7); 7.8259 (4.9); 7.8220 (1.7); 7.8153 (0.7); 7.8116 (0.8); 7.8063 (1.1); 7.8018 (2.4); 7.7981 (3.6); 7.7944 (1.8); 7.6808 (0.7); 7.6686 (2.4); 7.6652 (3.4); 7.6634 (3.7); 7.6612 (3.2); 7.6579 (2.1); 7.2620 (27.6); 7.2372 (0.8); 7.2146 (1.4); 7.1929 (0.8); 6.0385 (0.8); 6.0349 (0.8); 6.0323 (1.0); 6.0285 (0.9); 6.0246 (1.1); 6.0211 (1.2); 6.0184 (1.4); 6.0148 (1.2); 6.0071 (1.0); 6.0034 (1.1); 6.0010 (1.1); 5.9971 (1.0); 5.9934 (1.0); 5.9874 (1.5); 5.9822 (2.3); 5.9400 (0.9); 5.9344 (1.7); 5.9287 (1.0); 5.9263 (0.9); 5.9206 (1.3); 5.9150 (0.8); 5.8569 (0.8); 5.8512 (1.6); 5.8454 (1.0); 5.8432 (1.0); 5.8374 (1.4); 5.8316 (0.8); 5.7264 (0.8); 5.7241 (1.0); 5.7216 (0.8); 5.3380 (0.7); 5.3346 (0.8); 5.3312 (0.7); 5.3000 (0.6); 5.0154 (1.0); 3.8341 (4.7); 3.8215 (0.6); 3.8093 (0.6); 3.7908 (5.5); 3.6069 (0.8); 3.6040 (0.9); 3.6010 (0.9); 3.5950 (1.3); 3.5895 (1.3); 3.5829 (1.0); 3.5709 (0.6); 3.5680 (0.6); 3.2255 (0.7); 3.2188 (2.6); 3.2092 (2.6); 3.1820 (0.7); 3.1755 (2.3); 3.1658 (2.2); 2.5862 (1.0); 2.5721 (0.7); 2.5650 (0.7); 2.5548 (0.7); 2.5510 (1.1); 2.5304 (1.0); 2.5197 (0.6); 2.5099 (1.0); 2.4959 (0.8); 2.4889 (0.6); 2.4748 (1.1); 2.4539 (0.5); 2.0466 (0.6); 2.0264 (0.6); 2.0168 (1.0); 2.0073 (0.6); 1.9919 (0.8); 1.9817 (1.0); 1.9721 (0.6); 1.9639 (0.7); 1.9577 (0.9); 1.9509 (2.5); 1.9485 (3.1); 1.9473 (3.1); 1.9449 (2.4); 1.9201 (0.7); 1.9110 (1.1); 1.9014 (0.7); 1.8850 (0.6); 1.8757 (0.9); 1.8665 (0.6); 1.7384 (16.0); 1.7308 (15.2); 1.7215 (2.3); 1.7121 (1.0); 1.2886 (0.7); 1.2610 (0.8); 0.0080 (1.0); -0.0002 (34.6); -0.0084 (1.3)
I-169: ¹ H-NMR(400.0 MHz, CDCl ₃): δ= 7.2718 (1.1); 7.2612 (18.4); 7.2111 (1.9); 7.2094 (1.9); 7.1914 (1.2); 7.1679 (1.1); 6.9564 (0.8); 6.9329 (0.8); 6.2133 (1.1); 6.1866 (1.2); 6.1702 (1.3); 6.1434 (1.3); 5.9500 (0.7); 5.9460 (0.8); 5.9440 (0.8); 5.9399 (0.8); 5.9363 (0.8); 5.9323 (0.9); 5.9262 (0.7); 5.8256 (0.8); 5.8200 (1.3); 5.8143 (0.8); 5.8120 (0.8); 5.8062 (1.1); 5.8006 (0.6); 5.5707 (1.8); 5.5691 (1.7); 5.5275 (1.6); 5.5260 (1.5); 5.3423 (1.7); 5.3409 (1.7); 5.3154 (1.6); 5.0235 (0.5); 3.9487 (2.0); 3.9057 (2.3); 3.7679 (0.6); 3.7563 (1.1); 3.7511 (1.7); 3.7463 (16.0); 3.7334 (1.3); 3.5201 (0.5); 3.5168 (0.5); 3.3457 (2.2); 3.3028 (1.8); 2.7057 (0.6); 2.5739 (0.6); 2.5529 (1.0); 2.5390 (0.8); 2.5316 (0.7); 2.5179 (1.1); 2.4968 (0.6); 2.3983 (0.5); 2.3689 (8.6); 1.9478 (0.6); 1.9376 (0.9); 1.9273 (0.5); 1.9128 (0.5); 1.9027 (0.8); 1.2564 (0.5); 0.0103 (1.1); 0.0079 (1.2); -0.0002 (21.0); -0.0084 (1.2)
I-170: ¹ H-NMR(400.0 MHz, CDCl ₃): δ= 7.2626 (6.3); 7.2155 (2.2); 7.2006 (1.2); 7.1958 (1.1); 7.1724 (0.8); 6.9578 (0.8); 6.9345 (0.8); 6.2125 (1.1); 6.1857 (1.2); 6.1693 (1.3); 6.1426 (1.4); 5.9633 (0.6); 5.9593 (0.8); 5.9571 (0.8); 5.9533 (0.8); 5.9495 (0.9); 5.9455 (1.0); 5.9434 (1.0); 5.9395 (0.9); 5.8799 (0.8); 5.8744 (1.4); 5.8687 (0.9); 5.8664 (0.8); 5.8606 (1.1); 5.8550 (0.6); 5.5518 (1.7); 5.5504 (1.8); 5.5086 (1.5); 5.5073 (1.6); 5.3264 (1.7); 5.2996 (1.6); 5.0236 (0.5); 3.9453 (2.1); 3.9024 (2.4); 3.7529 (0.6); 3.7456 (1.2); 3.7332 (16.0); 3.5186 (0.5); 3.5150 (0.5); 3.5080 (0.6); 3.5041 (0.5); 3.3506 (2.2); 3.3076 (1.9); 2.5311 (0.6); 2.5100 (1.0); 2.4961 (0.7); 2.4889 (0.6); 2.4751 (1.1); 2.4540 (0.6); 2.3708 (8.9); 1.9046 (0.6); 1.8944 (1.0); 1.8841 (0.6); 1.8697 (0.6); 1.8595 (0.9); 1.8492 (0.5); 1.2558 (0.6); -0.0002 (7.1); -0.0081 (0.5)
I-171: ¹ H-NMR(400.0 MHz, CDCl ₃): δ= 8.4246 (0.6); 8.1386 (4.5); 8.1349 (4.8); 8.1244 (3.2); 8.1219 (5.6); 8.1183 (7.2); 8.1147 (3.0); 7.9709 (1.3); 7.9654 (1.4); 7.9617 (0.9); 7.9580 (1.5); 7.9545 (2.6); 7.9518 (2.6); 7.2616 (44.6); 7.1807 (0.8); 6.0124 (0.7); 6.0021 (1.0); 5.9983 (1.0); 5.9877 (1.0); 5.9087 (0.7); 5.9031 (1.1); 5.8973 (0.7); 5.8891 (0.8); 5.8839 (0.5); 5.8696 (0.6); 5.8558 (0.6); 5.8138 (0.6); 5.8083 (1.0); 5.7945 (0.9); 5.0152 (0.7); 4.3226 (1.0); 4.3106 (2.4); 4.2990 (2.5); 4.2905 (1.2); 4.2803 (1.4); 4.2670 (1.7); 4.2569 (1.4); 4.2527 (1.1); 4.2471 (1.2); 3.9781 (1.2); 3.8831 (0.9); 3.8747 (1.7); 3.8603 (1.6); 3.8399 (1.0); 3.8316 (2.0); 3.8173 (1.7); 3.7478 (0.5); 3.6472 (2.1); 3.6364 (2.4); 3.6238 (2.8); 3.6126 (2.1); 3.6058 (1.9); 3.5941 (2.3); 3.5895 (1.8); 3.5823 (2.1); 3.5777 (2.4); 3.5661 (1.4); 3.4327 (3.9); 3.4072 (16.0); 3.3894 (14.9); 3.3872 (11.0); 3.3825 (3.3); 3.3725 (7.8); 3.3699 (2.3); 3.2223 (2.1); 3.2067 (1.5); 3.1793 (1.7); 3.1635 (1.4); 2.5352 (0.7); 2.5002 (0.8); 2.4609

(0.7); 2.4259 (0.7); 1.9839 (0.7); 1.9490 (0.6); 1.9406 (0.5); 1.8911 (0.7); 1.8561 (0.7); 1.8471 (0.6); 1.7594 (8.6); 1.7543 (3.7); 1.7495 (9.1); 1.7441 (9.9); 1.5665 (2.1); 1.3434 (1.3); 0.0080 (2.4); -0.0002 (60.3); -0.0085 (2.4)
I-174: ¹ H-NMR(400.0 MHz, CDCl ₃): δ = 7.2612 (16.3); 7.2091 (1.8); 7.2058 (2.4); 7.2033 (2.4); 7.2001 (2.4); 7.1895 (2.2); 7.1863 (2.1); 7.1838 (2.0); 7.1805 (1.4); 6.9232 (0.5); 6.9173 (0.9); 6.9115 (0.5); 6.9014 (1.1); 6.8956 (1.9); 6.8898 (1.0); 6.8797 (0.6); 6.8739 (1.0); 6.0224 (0.8); 6.0161 (0.9); 6.0123 (1.1); 6.0086 (1.3); 6.0026 (1.3); 5.9985 (0.8); 5.9728 (0.7); 5.9675 (1.2); 5.9619 (0.7); 5.9508 (1.3); 5.9453 (0.8); 5.9370 (0.8); 5.1010 (0.7); 3.8644 (3.1); 3.8191 (3.6); 3.6059 (0.7); 3.5997 (0.8); 3.5933 (0.7); 3.3645 (14.3); 3.3596 (16.0); 3.3136 (1.9); 3.3107 (2.0); 2.6014 (0.7); 2.5801 (0.5); 2.5764 (0.8); 2.5661 (0.8); 2.5624 (0.6); 2.5412 (0.8); 2.0303 (1.0); 2.0211 (1.0); 2.0082 (0.8); 1.9949 (0.9); 1.9858 (0.9); 0.0080 (0.8); -0.0002 (21.4); -0.0085 (1.0)
I-175: ¹ H-NMR(400.0 MHz, CDCl ₃): δ = 7.6635 (3.6); 7.6578 (5.0); 7.6536 (4.8); 7.6497 (3.2); 7.6444 (3.9); 7.6394 (6.3); 7.6337 (4.1); 7.4503 (0.6); 7.4463 (0.8); 7.4338 (2.1); 7.4303 (2.8); 7.4217 (5.7); 7.4179 (11.6); 7.4136 (5.8); 7.4112 (5.1); 7.4042 (3.9); 7.4001 (6.0); 7.3908 (1.4); 7.3865 (1.8); 7.3821 (0.9); 7.3778 (1.1); 7.2609 (29.9); 7.2283 (0.8); 7.2018 (1.2); 7.1756 (0.8); 6.2275 (3.3); 6.2008 (3.7); 6.1844 (3.9); 6.1577 (4.1); 5.9612 (1.1); 5.9551 (1.3); 5.9477 (2.0); 5.9431 (2.7); 5.9377 (2.2); 5.9313 (1.6); 5.9250 (1.3); 5.8739 (1.4); 5.8683 (2.5); 5.8627 (1.5); 5.8545 (1.9); 5.8489 (1.1); 5.8145 (1.3); 5.8088 (2.4); 5.8031 (1.4); 5.7951 (2.0); 5.7893 (1.0); 5.5755 (3.3); 5.5737 (3.3); 5.5579 (3.3); 5.5560 (3.4); 5.5324 (2.9); 5.5305 (2.9); 5.5147 (2.9); 5.5128 (2.9); 5.3344 (3.0); 5.3327 (3.0); 5.3204 (3.0); 5.3186 (2.9); 5.3077 (2.8); 5.3060 (2.9); 5.2937 (2.8); 5.2918 (2.8); 5.0298 (1.4); 4.2221 (2.1); 4.2043 (7.3); 4.1869 (9.4); 4.1698 (7.4); 4.1521 (2.3); 3.9908 (4.2); 3.9859 (4.3); 3.9479 (4.7); 3.9430 (4.8); 3.4928 (1.6); 3.3944 (4.3); 3.3899 (4.1); 3.3515 (3.6); 3.3469 (3.6); 2.5731 (0.8); 2.5520 (1.6); 2.5381 (1.3); 2.5307 (1.1); 2.5168 (2.1); 2.5009 (1.3); 2.4959 (1.2); 2.4936 (1.2); 2.4797 (1.8); 2.4587 (0.9); 1.9431 (1.0); 1.9328 (1.5); 1.9224 (0.9); 1.9084 (0.9); 1.8985 (1.9); 1.8890 (2.0); 1.8787 (1.0); 1.8652 (0.9); 1.8545 (1.5); 1.8441 (0.8); 1.3429 (0.6); 1.3251 (1.6); 1.3190 (7.7); 1.3012 (15.7); 1.2931 (8.2); 1.2833 (7.9); 1.2752 (16.0); 1.2574 (7.5); 0.0079 (1.6); -0.0002 (38.2); -0.0085 (1.6)
I-176: ¹ H-NMR(400.0 MHz, CDCl ₃): δ = 7.6790 (1.0); 7.6637 (7.1); 7.6596 (8.4); 7.6574 (9.3); 7.6533 (10.4); 7.6495 (6.0); 7.6466 (7.3); 7.6447 (6.9); 7.6396 (12.5); 7.6333 (8.6); 7.4536 (1.3); 7.4495 (1.6); 7.4369 (4.2); 7.4334 (5.8); 7.4247 (10.7); 7.4206 (23.5); 7.4024 (11.1); 7.3886 (2.9); 7.3805 (1.8); 7.2610 (68.5); 7.1989 (1.7); 7.1809 (2.5); 6.2296 (4.8); 6.2273 (4.8); 6.2029 (5.4); 6.2005 (5.1); 6.1864 (5.8); 6.1841 (6.0); 6.1597 (5.9); 6.1574 (5.7); 5.9820 (2.3); 5.9782 (2.6); 5.9758 (2.6); 5.9720 (2.3); 5.9682 (3.2); 5.9643 (5.2); 5.9620 (4.1); 5.9581 (5.0); 5.9540 (2.6); 5.9504 (2.9); 5.9463 (2.9); 5.9443 (2.9); 5.9402 (2.6); 5.9014 (2.8); 5.8958 (5.0); 5.8901 (2.7); 5.8876 (2.2); 5.8820 (3.7); 5.8763 (2.2); 5.8434 (2.8); 5.8377 (4.9); 5.8321 (3.0); 5.8296 (2.8); 5.8239 (4.2); 5.8183 (2.1); 5.6173 (0.7); 5.5776 (6.9); 5.5758 (7.5); 5.5591 (7.3); 5.5572 (7.4); 5.5345 (6.2); 5.5327 (6.1); 5.5159 (6.4); 5.5140 (6.4); 5.4034 (0.7); 5.3767 (0.6); 5.3399 (6.2); 5.3381 (6.5); 5.3252 (5.9); 5.3233 (5.9); 5.3132 (6.0); 5.3114 (6.4); 5.2984 (5.4); 5.2966 (5.5); 5.0421 (2.8); 4.4837 (0.7); 4.4527 (0.7); 4.4459 (0.6); 4.4319 (1.2); 4.4163 (4.5); 4.4072 (4.8); 4.4023 (7.3); 4.3922 (6.7); 4.3874 (10.4); 4.3790 (5.5); 4.3751 (8.5); 4.3727 (7.0); 4.3713 (7.4); 4.3593 (8.1); 4.3465 (1.3); 4.3315 (1.2); 4.0129 (0.8); 3.9887 (13.8); 3.9705 (1.0); 3.9523 (1.6); 3.9457 (16.0); 3.7461 (6.0); 3.7442 (6.2); 3.7319 (9.4); 3.7300 (11.8); 3.7194 (12.4); 3.7155 (6.5); 3.7049 (10.0); 3.6909 (8.6); 3.6787 (1.4); 3.6648 (1.3); 3.6517 (0.5); 3.5906 (1.2); 3.5696 (2.6); 3.5659 (2.8); 3.5588 (2.7); 3.5552 (2.6); 3.4491 (0.8); 3.4066 (1.1); 3.3971 (8.6); 3.3943 (9.0); 3.3542 (7.4); 3.3513 (7.7); 2.6056 (1.8); 2.5844 (3.1); 2.5705 (2.4); 2.5631 (3.7); 2.5495 (3.5); 2.5417 (3.2); 2.5280 (3.9); 2.5206 (2.0); 2.5067 (3.5); 2.4855 (1.7); 1.9811 (1.8); 1.9709 (3.2); 1.9607 (1.7); 1.9462 (1.8); 1.9353 (4.0); 1.9244 (4.2); 1.9135 (2.2); 1.8992 (1.7); 1.8889 (3.0); 1.8785 (1.9); 0.0080 (2.9); -0.0002 (85.9); -0.0085 (3.7)
I-177: ¹ H-NMR(400.0 MHz, CDCl ₃): δ = 7.6642 (1.8); 7.6577 (2.2); 7.6536 (2.5); 7.6401 (2.8); 7.6335 (2.0); 7.4302 (1.7); 7.4180 (5.6); 7.4002 (2.9); 7.3866 (0.8); 7.3779 (0.7); 7.2602 (61.1); 7.2137 (0.8); 6.2269 (1.0); 6.2001 (1.2); 6.1975 (1.1); 6.1837 (1.2); 6.1811 (1.2); 6.1569 (1.3); 6.1544 (1.2); 5.9609 (1.0); 5.9566 (1.2); 5.9508 (1.1); 5.8724 (1.0); 5.8670 (0.7); 5.8585 (0.8); 5.8116 (1.1); 5.7978 (0.9); 5.5756 (1.5); 5.5554 (1.5); 5.5342 (1.4); 5.5142 (1.2); 5.3365 (1.4); 5.3211 (1.2); 5.3083 (1.2); 5.2943 (1.1); 5.0335 (0.7); 4.3064 (1.2); 4.3024 (1.2); 4.2954 (2.0); 4.2889 (2.0); 4.2785 (1.9); 4.2666 (1.2); 4.2568 (1.0); 3.9999 (0.5); 3.9894 (1.9); 3.9853 (1.7); 3.9576 (0.6); 3.9464 (2.1); 3.9424 (2.0); 3.6400 (2.6); 3.6268 (2.4); 3.6159 (2.5); 3.6019 (2.5); 3.5915 (1.5); 3.4115 (1.0); 3.4009 (16.0); 3.3951 (2.7); 3.3849 (1.5); 3.3745 (14.4); 3.3697 (4.8); 3.3522 (1.6); 3.3486 (1.8); 2.5665

(0.9); 2.5527 (0.7); 2.5456 (0.6); 2.5315 (0.9); 2.5265 (0.8); 2.5108 (0.5); 2.4914 (0.7); 1.9455 (0.7); 1.9102 (0.9); 1.9036 (1.0); 1.8691 (0.8); 0.9257 (0.6); 0.0080 (2.9); -0.0002 (79.0); -0.0085 (3.6)
I-178: ¹ H-NMR(400.0 MHz, CDCl ₃): δ = 7.8970 (1.6); 7.8929 (2.5); 7.8883 (2.2); 7.8845 (2.0); 7.8804 (2.6); 7.8757 (1.9); 7.8574 (2.0); 7.8538 (2.9); 7.8502 (2.0); 7.8461 (2.3); 7.8425 (2.9); 7.7326 (3.6); 7.3978 (1.3); 7.3774 (1.3); 7.2621 (10.4); 6.0012 (1.8); 5.9371 (0.8); 5.9319 (1.3); 5.9260 (1.0); 5.9180 (1.0); 5.8657 (1.3); 5.8601 (1.0); 5.8521 (1.1); 5.3006 (1.0); 5.0832 (1.2); 5.0651 (1.1); 4.0395 (2.2); 3.9943 (3.0); 3.7775 (2.9); 3.7655 (16.0); 3.7457 (14.6); 3.7326 (2.2); 3.7237 (1.9); 3.5589 (1.3); 2.5517 (0.5); 2.5308 (0.9); 2.5165 (0.6); 2.5100 (0.6); 2.4955 (1.0); 2.4792 (0.6); 2.4747 (0.6); 2.4584 (0.9); 2.4440 (0.6); 2.4377 (0.5); 2.4233 (1.0); 2.0199 (0.6); 2.0127 (1.0); 2.0056 (0.6); 1.9778 (1.4); 1.9707 (1.6); 1.9355 (0.9); 1.9278 (0.6); -0.0002 (13.6)
I-184: ¹ H-NMR(599.7 MHz, CDCl ₃): δ = 7.2625 (19.6); 7.2071 (8.8); 7.1841 (6.6); 7.1690 (7.9); 7.1518 (3.5); 7.1364 (2.0); 6.9536 (7.0); 6.9397 (5.2); 6.7989 (2.2); 6.7857 (2.2); 6.1980 (3.7); 6.1802 (4.0); 6.1696 (4.1); 6.1516 (4.1); 5.9779 (5.5); 5.9652 (4.3); 5.9541 (3.1); 5.8913 (3.2); 5.8635 (1.7); 5.8287 (3.9); 5.5618 (3.5); 5.5422 (7.2); 5.5337 (3.4); 5.5137 (6.4); 5.3369 (6.4); 5.3210 (8.1); 5.3053 (3.2); 5.1085 (1.9); 5.0395 (3.8); 4.4120 (2.2); 4.4027 (4.8); 4.3908 (6.7); 4.3798 (7.6); 4.3703 (4.2); 4.3566 (2.3); 4.3461 (5.0); 4.3360 (4.8); 3.9499 (3.4); 3.9426 (6.4); 3.9213 (3.7); 3.9143 (6.9); 3.7804 (1.9); 3.7390 (3.8); 3.7302 (6.6); 3.7200 (7.0); 3.7097 (7.3); 3.7010 (3.9); 3.6886 (2.4); 3.6794 (5.6); 3.6696 (5.3); 3.5685 (3.8); 3.3441 (8.2); 3.3155 (7.4); 2.7015 (0.8); 2.6885 (1.4); 2.6771 (1.4); 2.6654 (1.3); 2.6533 (0.7); 2.5870 (0.9); 2.5727 (1.7); 2.5615 (1.6); 2.5478 (2.2); 2.5324 (2.1); 2.5190 (1.6); 2.5075 (1.8); 2.4929 (0.9); 2.4767 (0.4); 2.3957 (2.0); 2.3718 (50.0); 1.9638 (1.9); 1.9387 (1.8); 1.9205 (2.4); 1.8973 (2.2); 1.8575 (0.9); 1.5871 (39.3); 1.2853 (0.5); 1.2571 (1.9); 0.8949 (0.5); 0.0704 (3.5); -0.0001 (14.0)
I-185: ¹ H-NMR(400.0 MHz, CDCl ₃): δ = 7.2607 (75.8); 7.2098 (1.3); 7.1682 (0.8); 6.9548 (0.6); 6.2120 (0.5); 6.2093 (0.5); 6.1852 (0.6); 6.1826 (0.6); 6.1689 (0.7); 6.1662 (0.6); 6.1421 (0.7); 6.1395 (0.6); 5.9753 (0.5); 5.9722 (0.5); 5.9574 (0.6); 5.8714 (0.6); 5.8136 (0.7); 5.8081 (0.5); 5.7997 (0.6); 5.5687 (0.7); 5.5670 (0.8); 5.5464 (1.5); 5.5256 (0.7); 5.5239 (0.7); 5.5032 (1.3); 5.3377 (1.1); 5.3233 (0.7); 5.3109 (1.0); 5.2950 (0.6); 4.3061 (0.6); 4.3015 (0.6); 4.2952 (1.0); 4.2887 (1.0); 4.2826 (1.4); 4.2782 (0.7); 4.2694 (1.0); 4.2596 (0.7); 4.2483 (0.6); 4.2397 (0.8); 4.2352 (0.6); 3.9554 (0.8); 3.9517 (1.0); 3.9476 (0.9); 3.9124 (1.0); 3.9089 (1.1); 3.9047 (1.0); 3.6380 (1.1); 3.6274 (0.9); 3.6249 (1.1); 3.6185 (0.9); 3.6145 (1.1); 3.6053 (1.2); 3.6003 (0.7); 3.5930 (0.8); 3.5884 (1.4); 3.5766 (1.4); 3.5649 (0.8); 3.4004 (8.6); 3.3840 (4.6); 3.3791 (8.0); 3.3728 (4.3); 3.3461 (1.0); 3.3421 (1.0); 3.3032 (1.0); 3.2991 (0.8); 2.3688 (6.5); 1.5479 (16.0); 0.0079 (1.6); -0.0002 (54.5); -0.0085 (1.6)
I-186: ¹ H-NMR(599.7 MHz, CDCl ₃): δ = 7.2609 (30.0); 7.2190 (1.6); 7.2107 (1.6); 7.2015 (1.7); 7.1827 (1.6); 7.1674 (1.5); 7.1208 (0.4); 7.1061 (0.8); 7.0900 (0.4); 7.0842 (0.3); 6.9554 (1.4); 6.9420 (1.1); 6.8020 (0.4); 6.7889 (0.4); 6.1964 (1.3); 6.1922 (0.8); 6.1785 (1.4); 6.1744 (0.9); 6.1676 (1.5); 6.1634 (0.9); 6.1498 (1.5); 6.1456 (0.8); 6.0798 (0.4); 6.0598 (0.4); 5.9948 (0.4); 5.9880 (0.8); 5.9811 (0.5); 5.9730 (0.9); 5.9676 (1.5); 5.9616 (1.5); 5.9507 (1.0); 5.9420 (0.8); 5.9355 (0.9); 5.9295 (0.3); 5.9240 (0.4); 5.9095 (0.5); 5.9059 (0.9); 5.9023 (0.8); 5.8966 (1.0); 5.8835 (0.4); 5.8803 (0.6); 5.8763 (0.7); 5.8707 (0.5); 5.8547 (0.5); 5.8510 (1.0); 5.8457 (0.9); 5.8417 (1.2); 5.8379 (0.8); 5.8322 (0.6); 5.5605 (1.4); 5.5420 (2.4); 5.5317 (1.3); 5.5132 (2.2); 5.3411 (1.5); 5.3363 (1.2); 5.3235 (1.7); 5.3185 (1.1); 5.3084 (1.3); 5.1051 (0.4); 5.0362 (0.7); 4.3624 (0.8); 4.3557 (0.8); 4.3399 (2.1); 4.3332 (2.0); 4.3173 (2.1); 4.3105 (2.0); 4.3042 (0.5); 4.2940 (1.2); 4.2872 (1.1); 4.2814 (0.8); 4.2746 (0.8); 4.2708 (0.4); 4.2641 (0.4); 4.2587 (0.4); 4.2519 (0.3); 3.9495 (0.8); 3.9460 (0.9); 3.9408 (1.5); 3.9383 (1.6); 3.9209 (0.9); 3.9174 (1.0); 3.9122 (1.7); 3.9098 (1.8); 3.8067 (0.4); 3.8027 (0.4); 3.5922 (0.7); 3.3475 (1.7); 3.3446 (1.8); 3.3414 (1.6); 3.3189 (1.5); 3.3161 (1.6); 3.3129 (1.4); 2.6821 (0.4); 2.6573 (0.3); 2.6101 (0.3); 2.5960 (0.6); 2.5866 (0.4); 2.5819 (0.4); 2.5726 (0.7); 2.5644 (0.4); 2.5584 (0.4); 2.5502 (0.6); 2.5409 (0.4); 2.5361 (0.4); 2.5268 (0.7); 2.5129 (0.3); 2.3983 (0.5); 2.3709 (13.0); 1.9550 (0.4); 1.9479 (0.7); 1.9409 (0.4); 1.9312 (0.5); 1.9242 (0.8); 1.9170 (0.7); 1.9097 (0.7); 1.9028 (0.4); 1.8936 (0.5); 1.8864 (0.8); 1.8795 (0.5); 1.8713 (0.3); 1.5586 (50.0); 1.2558 (0.3); 0.0694 (4.6); -0.0001 (22.8)
I-187: ¹ H-NMR(599.7 MHz, CDCl ₃): δ = 7.2611 (23.0); 7.2113 (3.3); 7.1863 (2.2); 7.1724 (2.2); 6.9519 (2.2); 6.9367 (1.8); 6.1988 (1.3); 6.1813 (1.4); 6.1703 (1.5); 6.1524 (1.5); 5.9459 (2.0); 5.8655 (1.1); 5.8081 (1.1); 5.7995 (1.2); 5.5601 (1.5); 5.5412 (2.2); 5.5313 (1.5); 5.5124 (2.0); 5.3339 (2.1); 5.3179 (2.7); 5.3017 (1.4); 5.0286 (1.2); 4.2134 (1.0); 4.2014 (3.1); 4.1892 (4.3); 4.1770 (2.8); 4.1647 (0.8); 4.1491 (0.7); 4.1371 (1.0); 4.1254 (0.7); 3.9417 (2.2); 3.9132 (2.4); 3.4997 (1.3); 3.3395 (2.2); 3.3110 (1.9); 2.5520 (0.4); 2.5382 (0.7); 2.5279 (0.5); 2.5145 (1.1); 2.5002 (1.1); 2.4900 (0.5); 2.4767 (0.8); 2.4626 (0.4); 2.3944 (0.4); 2.3695 (16.4); 1.9268 (0.8); 1.9033 (0.8);

1.8952 (0.6); 1.8860 (0.8); 1.8798 (0.6); 1.8627 (0.8); 1.5620 (50.0); 1.3128 (2.7); 1.3009 (5.0); 1.2910 (4.4); 1.2795 (4.8); 1.2678 (3.1); 1.2565 (2.2); 1.2445 (1.6); 1.2333 (0.6); 0.0701 (3.8); -0.0001 (17.2)
I-188: ¹ H-NMR(400.0 MHz, CDCl ₃): δ = 7.4124 (0.8); 7.4090 (1.0); 7.4076 (1.0); 7.4050 (1.1); 7.4026 (0.8); 7.3894 (1.6); 7.3876 (1.8); 7.3849 (1.4); 7.3830 (1.8); 7.3791 (3.7); 7.3767 (2.2); 7.3748 (2.7); 7.3723 (2.2); 7.3706 (1.6); 7.3668 (1.0); 7.3642 (1.5); 7.2627 (19.6); 7.2100 (0.5); 7.1885 (0.5); 7.1476 (0.5); 7.1409 (0.6); 7.1390 (0.5); 7.1332 (0.7); 7.1257 (0.8); 7.1180 (0.8); 5.9743 (0.8); 5.9704 (0.8); 5.9682 (0.8); 5.9643 (0.8); 5.9605 (1.0); 5.9566 (1.1); 5.9544 (1.0); 5.9505 (1.0); 5.8908 (1.0); 5.8853 (1.8); 5.8797 (1.0); 5.8771 (0.8); 5.8714 (1.3); 5.8659 (0.7); 5.0118 (0.5); 5.0077 (0.5); 4.0890 (3.1); 4.0721 (6.3); 4.0552 (3.1); 3.8201 (2.8); 3.7770 (3.2); 3.7233 (0.5); 3.5160 (0.5); 3.5103 (0.5); 3.5069 (0.6); 3.4999 (0.5); 3.4965 (0.5); 3.2291 (3.0); 3.1859 (2.6); 2.5248 (0.7); 2.5037 (1.2); 2.4900 (0.8); 2.4826 (0.7); 2.4689 (1.3); 2.4477 (0.6); 1.8855 (0.7); 1.8751 (1.2); 1.8647 (0.6); 1.8507 (0.6); 1.8402 (1.0); 1.8298 (0.6); 1.7231 (0.9); 1.7095 (16.0); 1.6915 (1.5); 1.6744 (2.7); 1.6560 (2.7); 1.6388 (1.4); 1.5989 (1.9); 0.9466 (4.8); 0.9281 (9.7); 0.9095 (4.3); -0.0002 (11.6)
I-189: ¹ H-NMR(400.0 MHz, CDCl ₃): δ = 7.4098 (1.0); 7.4058 (1.4); 7.3879 (2.2); 7.3863 (2.3); 7.3829 (2.2); 7.3781 (3.5); 7.3756 (2.8); 7.3738 (3.1); 7.3713 (2.9); 7.3664 (1.5); 7.3628 (1.9); 7.2616 (36.1); 7.1953 (0.7); 7.1729 (0.7); 7.1460 (0.6); 7.1395 (0.6); 7.1368 (0.7); 7.1316 (0.8); 7.1246 (1.0); 7.1169 (1.0); 7.1095 (0.7); 7.1046 (0.5); 7.1018 (0.6); 5.9563 (0.8); 5.9524 (0.9); 5.9502 (1.0); 5.9463 (0.9); 5.9425 (1.1); 5.9386 (1.2); 5.9363 (1.3); 5.9325 (1.2); 5.8825 (1.0); 5.8770 (1.8); 5.8714 (1.1); 5.8688 (0.9); 5.8632 (1.4); 5.8576 (0.8); 5.0533 (0.6); 5.0376 (1.5); 5.0219 (2.2); 5.0062 (2.0); 4.9905 (0.9); 3.8255 (2.8); 3.7824 (3.2); 3.7235 (0.7); 3.4695 (0.6); 3.4640 (0.6); 3.4607 (0.6); 3.4534 (0.7); 3.4477 (0.6); 3.4443 (0.6); 3.2296 (3.0); 3.1865 (2.7); 2.5087 (0.7); 2.4875 (1.3); 2.4739 (0.8); 2.4664 (0.8); 2.4527 (1.4); 2.4316 (0.7); 1.8648 (0.7); 1.8545 (1.2); 1.8442 (0.7); 1.8299 (0.7); 1.8196 (1.1); 1.8092 (0.7); 1.7251 (0.7); 1.7175 (1.2); 1.7098 (16.0); 1.5727 (2.9); 1.2835 (0.7); 1.2716 (0.6); 1.2673 (0.7); 1.2546 (8.3); 1.2488 (8.7); 1.2390 (8.7); 1.2331 (8.8); 1.2215 (1.4); 1.2059 (1.0); 0.0080 (0.6); -0.0002 (21.6); -0.0085 (1.3)
I-190: ¹ H-NMR(400.0 MHz, CDCl ₃): δ = 7.3853 (0.7); 7.3754 (1.4); 7.3727 (1.1); 7.3708 (1.1); 7.3622 (0.6); 7.2636 (6.2); 7.2623 (6.3); 7.1161 (0.6); 5.8494 (0.6); 3.8223 (0.8); 3.7792 (0.9); 3.2292 (0.9); 3.1861 (0.8); 1.7080 (4.9); 1.4796 (0.8); 1.4400 (16.0); 1.4247 (1.0); 0.0009 (3.6); -0.0002 (3.7)
I-191: ¹ H-NMR(400.0 MHz, CDCl ₃): δ = 7.4073 (1.2); 7.4031 (1.2); 7.3914 (1.6); 7.3815 (4.5); 7.3761 (4.3); 7.3675 (2.2); 7.2628 (15.5); 7.1836 (0.7); 7.1622 (0.9); 7.1511 (0.7); 7.1433 (0.9); 7.1362 (0.9); 7.1286 (1.1); 7.1216 (1.1); 7.1153 (0.6); 5.9898 (0.8); 5.9852 (1.1); 5.9762 (1.2); 5.9715 (1.5); 5.9669 (1.2); 5.9195 (1.0); 5.9142 (1.8); 5.9077 (1.2); 5.9005 (1.3); 5.8949 (0.8); 5.0253 (0.8); 4.3819 (2.7); 4.3684 (3.8); 4.3665 (3.4); 4.3536 (3.0); 3.8262 (2.6); 3.7831 (3.0); 3.7222 (0.9); 3.7165 (3.1); 3.7018 (4.2); 3.6880 (2.8); 3.5663 (0.7); 3.5559 (0.7); 3.5508 (0.7); 3.5450 (0.7); 3.2313 (3.0); 3.1881 (2.6); 2.5485 (0.6); 2.5273 (1.2); 2.5136 (0.8); 2.5062 (0.7); 2.4922 (1.4); 2.4711 (0.7); 1.9147 (0.7); 1.9047 (1.3); 1.8949 (0.7); 1.8797 (0.7); 1.8698 (1.3); 1.8598 (0.7); 1.7266 (0.7); 1.7128 (16.0); 1.5899 (3.7); -0.0002 (9.1); -0.0082 (0.6)
I-192: ¹ H-NMR(400.0 MHz, CDCl ₃): δ = 7.4078 (1.2); 7.3882 (2.2); 7.3793 (3.1); 7.3752 (3.1); 7.3733 (3.0); 7.3648 (1.7); 7.2637 (13.7); 7.2138 (0.6); 7.1924 (0.7); 7.1391 (0.6); 7.1329 (0.7); 7.1248 (0.9); 7.1182 (0.9); 7.1106 (0.6); 5.9776 (1.0); 5.9639 (1.3); 5.8979 (0.8); 5.8925 (1.5); 5.8855 (1.1); 5.8788 (1.2); 5.8733 (0.7); 5.0136 (0.7); 4.4460 (1.3); 4.4343 (1.5); 4.4225 (1.4); 4.2828 (1.2); 4.2730 (2.3); 4.2595 (2.4); 4.2503 (1.2); 3.8241 (2.2); 3.7810 (2.5); 3.6955 (1.4); 3.6835 (1.5); 3.6719 (1.4); 3.6091 (1.7); 3.5975 (3.1); 3.5881 (1.7); 3.5673 (0.8); 3.5573 (0.8); 3.5520 (0.7); 3.5488 (0.7); 3.3992 (8.4); 3.3860 (1.2); 3.3744 (16.0); 3.2277 (2.5); 3.1846 (2.2); 2.5309 (0.6); 2.5098 (1.0); 2.4960 (0.7); 2.4888 (0.6); 2.4750 (1.2); 2.4539 (0.6); 1.8934 (0.6); 1.8830 (1.1); 1.8727 (0.7); 1.8585 (0.6); 1.8481 (1.0); 1.8377 (0.6); 1.7535 (0.5); 1.7245 (0.6); 1.7093 (13.2); 1.6141 (1.8); -0.0002 (8.2); -0.0078 (0.5)
I-193: ¹ H-NMR(400.0 MHz, CDCl ₃): δ = 7.4717 (0.6); 7.4066 (1.7); 7.3887 (3.7); 7.3803 (5.1); 7.3747 (4.4); 7.3641 (2.7); 7.3543 (4.1); 7.3438 (16.0); 7.3361 (3.2); 7.3305 (1.8); 7.3142 (0.9); 7.2611 (17.4); 7.2257 (0.9); 7.2045 (0.8); 7.1492 (0.6); 7.1428 (0.7); 7.1379 (0.8); 7.1283 (1.1); 7.1212 (1.1); 7.1133 (0.8); 7.1059 (0.6); 5.9775 (1.0); 5.9732 (1.2); 5.9672 (1.1); 5.9636 (1.3); 5.9596 (1.6); 5.9541 (1.1); 5.8963 (1.2); 5.8910 (1.9); 5.8851 (1.3); 5.8773 (1.4); 5.8718 (0.8); 5.1843 (0.8); 5.1544 (6.4); 5.1503 (5.7); 5.0133 (0.8); 3.8252 (2.7); 3.7821 (3.1); 3.7231 (0.6); 3.5509 (0.8); 3.5451 (0.8); 3.5353 (0.7); 3.2323 (3.1); 3.1892 (2.7); 2.5372 (0.6); 2.5161 (1.2); 2.5023 (0.9);

2.4953 (0.7); 2.4814 (1.4); 2.4604 (0.7); 1.9116 (0.8); 1.9010 (1.4); 1.8901 (0.8); 1.8768 (0.8); 1.8662 (1.3); 1.8553 (0.7); 1.7278 (0.5); 1.7097 (16.0); 0.0004 (10.4); -0.0002 (10.4)
I-194: ¹ H-NMR(400.0 MHz, CDCl ₃): δ = 7.4087 (1.2); 7.4045 (1.2); 7.3925 (1.5); 7.3817 (4.2); 7.3783 (4.2); 7.3681 (2.4); 7.3488 (2.1); 7.3355 (2.3); 7.3278 (2.4); 7.3193 (1.1); 7.3143 (2.2); 7.2615 (17.9); 7.2064 (0.7); 7.1852 (0.7); 7.1543 (0.6); 7.1471 (0.8); 7.1399 (0.7); 7.1320 (1.0); 7.1249 (1.0); 7.1200 (0.6); 7.1150 (0.7); 7.1106 (0.5); 7.0564 (0.6); 7.0498 (2.5); 7.0449 (1.3); 7.0332 (1.2); 7.0282 (4.4); 7.0234 (1.2); 7.0116 (0.8); 7.0067 (2.0); 5.9553 (0.8); 5.9508 (1.0); 5.9456 (0.9); 5.9417 (1.2); 5.9369 (1.5); 5.9321 (1.2); 5.8953 (1.1); 5.8901 (2.0); 5.8843 (1.2); 5.8764 (1.3); 5.8710 (0.8); 5.1450 (0.6); 5.1155 (4.5); 5.1099 (4.6); 5.0098 (0.8); 5.0058 (0.8); 3.8247 (2.8); 3.7815 (3.2); 3.7230 (0.6); 3.5416 (0.7); 3.5365 (0.7); 3.5314 (0.8); 3.5255 (0.8); 3.5204 (0.7); 3.5152 (0.7); 3.2323 (3.1); 3.1892 (2.7); 2.5274 (0.6); 2.5063 (1.3); 2.4925 (0.8); 2.4853 (0.7); 2.4714 (1.4); 2.4504 (0.7); 1.8919 (0.7); 1.8815 (1.3); 1.8710 (0.8); 1.8571 (0.6); 1.8467 (1.2); 1.8361 (0.7); 1.7081 (16.0); 1.5867 (4.5); -0.0002 (10.8); -0.0084 (0.6)
I-199: ¹ H-NMR(400.0 MHz, CDCl ₃): δ = 7.8665 (1.2); 7.8618 (1.8); 7.8577 (1.5); 7.8212 (1.3); 7.8176 (2.4); 7.8139 (1.3); 7.6726 (1.2); 7.6690 (1.4); 7.6678 (1.6); 7.6642 (1.2); 7.2633 (5.4); 5.9888 (0.5); 5.9815 (0.6); 5.9778 (0.6); 5.9751 (0.6); 5.9715 (0.6); 5.9043 (0.6); 5.8988 (1.1); 5.8932 (0.6); 5.8907 (0.5); 5.8850 (0.8); 4.2883 (0.8); 4.2781 (1.1); 4.2755 (1.8); 4.2647 (1.7); 4.2623 (1.3); 4.2524 (0.9); 3.8289 (1.7); 3.7857 (1.9); 3.6211 (1.1); 3.6181 (1.1); 3.6103 (1.2); 3.6071 (1.8); 3.5977 (1.0); 3.5946 (1.1); 3.3848 (16.0); 3.2053 (1.8); 3.1621 (1.5); 2.4765 (0.7); 2.4415 (0.8); 1.8899 (0.7); 1.8549 (0.6); 1.7254 (9.3); -0.0002 (7.2)
I-200: ¹ H-NMR(400.0 MHz, CDCl ₃): δ = 7.8527 (1.2); 7.8483 (2.1); 7.8440 (1.7); 7.8062 (1.5); 7.8026 (2.7); 7.7991 (1.6); 7.6704 (1.4); 7.6657 (1.9); 7.6621 (1.5); 7.2631 (6.9); 7.1684 (0.5); 7.1470 (0.5); 5.9721 (0.6); 5.9686 (0.6); 5.9660 (0.6); 5.9621 (0.6); 5.9585 (0.7); 5.9547 (0.7); 5.9520 (0.8); 5.9484 (0.7); 5.8128 (0.6); 5.8073 (1.1); 5.8016 (0.7); 5.7935 (1.0); 5.7879 (0.6); 4.3185 (1.0); 4.3070 (1.8); 4.2971 (1.8); 4.2952 (1.7); 4.2862 (1.0); 3.8393 (1.9); 3.7961 (2.2); 3.6449 (1.9); 3.6345 (2.2); 3.6321 (2.3); 3.6212 (1.7); 3.5939 (0.7); 3.5760 (0.6); 3.4052 (16.0); 3.3850 (2.0); 3.3716 (0.6); 3.1929 (1.9); 3.1497 (1.7); 2.5434 (0.8); 2.5294 (0.5); 2.5084 (0.9); 1.9773 (0.8); 1.9423 (0.7); 1.7412 (10.2); 1.7326 (1.1); 1.7255 (1.2); -0.0002 (9.0)
I-201: ¹ H-NMR(400.0 MHz, CDCl ₃): δ = 7.8436 (1.2); 7.8391 (2.0); 7.8349 (1.7); 7.8053 (1.4); 7.8017 (2.6); 7.7980 (1.6); 7.6824 (1.3); 7.6778 (1.9); 7.6741 (1.5); 7.2615 (10.3); 6.7283 (0.5); 6.7075 (0.5); 6.0027 (0.6); 5.9968 (0.8); 5.9925 (0.7); 5.9889 (0.8); 5.9829 (0.9); 5.9787 (0.7); 5.7944 (0.6); 5.7887 (1.1); 5.7829 (0.8); 5.7748 (1.1); 5.7691 (0.6); 5.0857 (0.5); 4.2658 (0.9); 4.2547 (2.0); 4.2453 (1.8); 4.2423 (1.4); 4.2344 (1.0); 3.8391 (1.7); 3.8093 (0.5); 3.8028 (0.6); 3.7958 (2.3); 3.7873 (0.8); 3.7809 (0.6); 3.6045 (2.0); 3.5926 (3.1); 3.5811 (1.9); 3.3865 (16.0); 3.2099 (1.8); 3.1665 (1.6); 2.7126 (0.5); 2.6979 (0.7); 2.6855 (0.5); 2.6773 (0.6); 1.9042 (0.6); 1.7319 (9.5); -0.0002 (13.6)

Analytical data of Examples II-01 – II-63 (see Table 1.2)

II-01: ¹ H-NMR(400.6 MHz, CDCl ₃): δ = 9.2153 (1.0); 7.5272 (0.5); 7.3891 (2.1); 7.3818 (3.5); 7.3737 (6.2); 7.3675 (6.8); 7.3588 (3.0); 7.2686 (6.2); 7.1388 (0.8); 7.1303 (0.9); 7.1258 (1.0); 7.1177 (1.4); 7.1101 (1.4); 7.1028 (0.9); 7.0955 (0.9); 7.0883 (0.5); 5.8967 (1.0); 5.8353 (2.7); 4.9530 (0.6); 3.8217 (1.9); 3.8154 (3.0); 3.7890 (16.0); 3.7787 (2.6); 3.7723 (4.4); 3.7664 (15.8); 3.7452 (0.9); 3.2931 (0.6); 3.2196 (2.9); 3.2150 (2.3); 3.1766 (2.5); 3.1719 (2.0); 2.5155 (0.6); 2.0467 (1.3); 1.8834 (1.2); 1.7148 (12.8); 1.7021 (12.4); 1.3339 (0.5); 1.2834 (0.8); 1.2779 (0.6); 1.2599 (1.6); 1.2560 (1.8); -0.0002 (3.1)
II-02: ¹ H-NMR(400.6 MHz, CDCl ₃): δ = 7.3902 (1.4); 7.3831 (2.2); 7.3736 (4.4); 7.3678 (4.7); 7.3616 (2.1); 7.3583 (1.7); 7.2652 (8.1); 7.1401 (0.5); 7.1326 (0.6); 7.1272 (0.7); 7.1190 (1.0); 7.1114 (1.0); 7.1042 (0.6); 7.0975 (0.5); 5.8988 (0.7); 5.8383 (2.0); 3.8172 (1.5); 3.8120 (2.6); 3.7898 (10.1); 3.7741 (2.2); 3.7669 (16.0); 3.2179 (2.3); 3.2134 (1.5); 3.1749 (2.0); 3.1703 (1.3); 2.0463 (0.5); 1.7147 (9.9); 1.7024 (9.8); 1.2596 (0.8); 1.2556 (0.9); -0.0002 (3.6)
II-03: ¹ H-NMR(400.6 MHz, CDCl ₃):

<p>δ= 9.0380 (1.4); 7.5374 (0.6); 7.5278 (0.6); 7.5157 (0.6); 7.3907 (2.5); 7.3812 (4.5); 7.3736 (7.0); 7.3679 (8.8); 7.2691 (10.0); 7.1375 (0.9); 7.1255 (1.3); 7.1164 (1.7); 7.1094 (1.7); 7.1021 (1.1); 7.0943 (1.1); 7.0872 (0.6); 5.8928 (1.2); 5.8296 (3.3); 4.9593 (0.7); 4.9417 (0.6); 4.1307 (0.7); 4.1128 (0.7); 3.9991 (1.5); 3.9744 (2.8); 3.9566 (2.4); 3.9393 (1.0); 3.8209 (2.0); 3.8129 (3.3); 3.7779 (2.2); 3.7699 (3.7); 3.2943 (0.8); 3.2170 (3.3); 3.2113 (2.8); 3.1740 (2.9); 3.1683 (2.4); 2.5140 (0.7); 2.4921 (0.6); 2.0463 (2.9); 1.8946 (2.1); 1.8590 (0.6); 1.7127 (16.0); 1.6988 (15.2); 1.2954 (2.4); 1.2777 (5.4); 1.2598 (6.5); 1.2421 (2.5); 1.2273 (0.6); -0.0002 (3.9)</p>
<p>II-04: ¹H-NMR(400.6 MHz, CDCl₃): δ= 7.5587 (0.5); 7.5376 (0.6); 7.5262 (0.6); 7.4269 (0.7); 7.4113 (0.5); 7.4082 (0.6); 7.3787 (4.0); 7.3685 (7.2); 7.3659 (6.9); 7.3631 (7.0); 7.3551 (4.3); 7.2677 (9.1); 7.1368 (0.9); 7.1303 (1.1); 7.1232 (1.2); 7.1157 (1.7); 7.1081 (1.6); 7.1003 (1.1); 7.0945 (0.9); 7.0871 (0.6); 5.8875 (1.0); 5.8263 (3.1); 4.9533 (0.6); 4.0135 (0.5); 3.9963 (1.5); 3.9872 (1.6); 3.9789 (1.9); 3.9703 (3.0); 3.9527 (2.8); 3.9350 (1.2); 3.8126 (1.8); 3.8054 (3.5); 3.7695 (2.1); 3.7624 (3.9); 3.3038 (0.8); 3.2142 (3.4); 3.2089 (2.8); 3.1711 (3.0); 3.1658 (2.4); 2.5129 (0.7); 2.4911 (0.5); 2.4813 (0.5); 2.0463 (1.0); 1.8733 (0.8); 1.7085 (15.6); 1.6961 (16.0); 1.2835 (2.5); 1.2694 (3.8); 1.2595 (4.2); 1.2567 (4.1); 1.2421 (2.6); 1.2324 (1.4); -0.0002 (4.0)</p>
<p>II-05: ¹H-NMR(400.6 MHz, CDCl₃): δ= 8.7642 (0.9); 8.7457 (0.9); 7.4812 (0.5); 7.3905 (2.2); 7.3811 (4.0); 7.3691 (8.2); 7.2679 (10.5); 7.1361 (0.8); 7.1264 (1.1); 7.1159 (1.5); 7.1094 (1.5); 7.0943 (0.9); 5.8883 (1.1); 5.8298 (3.1); 4.9617 (0.6); 4.9415 (0.5); 4.1684 (0.6); 4.1532 (0.6); 4.1485 (0.7); 4.1397 (0.5); 4.1306 (0.8); 4.1127 (0.7); 3.8195 (1.7); 3.8102 (2.6); 3.7766 (1.9); 3.7672 (3.0); 3.3009 (0.8); 3.2150 (2.8); 3.2079 (2.7); 3.1720 (2.5); 3.1649 (2.3); 2.5233 (0.6); 2.0459 (2.4); 1.9249 (0.5); 1.8892 (0.9); 1.8804 (0.9); 1.8486 (2.2); 1.7115 (15.3); 1.6969 (16.0); 1.2773 (4.5); 1.2654 (7.5); 1.2596 (8.4); 1.2505 (8.2); 1.2422 (6.6); 1.2299 (5.1); 1.2140 (1.5); -0.0002 (4.7)</p>
<p>II-06: ¹H-NMR(400.0 MHz, CDCl₃): δ= 7.6251 (0.6); 7.6056 (0.6); 7.5477 (0.6); 7.5185 (3.2); 7.2924 (1.2); 7.2596 (533.2); 7.2500 (0.8); 7.2492 (0.8); 7.2476 (0.6); 7.2095 (1.1); 7.1982 (0.7); 7.1914 (2.1); 7.1856 (2.5); 7.1747 (2.4); 7.1712 (4.4); 7.1685 (3.7); 7.1655 (4.9); 7.1513 (3.0); 7.1490 (2.6); 7.1455 (2.4); 6.9956 (3.0); 6.9010 (0.5); 6.8830 (0.9); 6.8795 (1.6); 6.8736 (1.7); 6.8673 (0.9); 6.8577 (1.9); 6.8517 (2.6); 6.8461 (1.3); 6.8358 (0.8); 6.8299 (1.2); 5.9612 (0.7); 5.9570 (0.8); 5.9431 (0.6); 5.8986 (1.9); 5.8915 (1.8); 5.8867 (2.3); 5.8816 (1.8); 5.8741 (1.1); 5.8539 (0.8); 5.8401 (0.5); 5.7964 (0.8); 5.7910 (1.6); 5.7854 (1.5); 5.7772 (1.3); 5.7715 (1.0); 5.0162 (0.8); 4.9907 (0.8); 4.0808 (0.8); 4.0636 (1.2); 4.0466 (1.2); 4.0309 (1.8); 4.0237 (2.0); 4.0138 (2.7); 4.0096 (2.8); 4.0070 (3.3); 3.9972 (2.5); 3.9897 (2.0); 3.9799 (2.3); 3.9607 (1.8); 3.9479 (1.4); 3.9427 (1.6); 3.9298 (1.3); 3.8893 (1.9); 3.8203 (0.7); 3.8151 (1.3); 3.8016 (2.2); 3.7971 (3.4); 3.7929 (4.3); 3.7824 (2.0); 3.7717 (2.3); 3.7624 (2.0); 3.7542 (5.0); 3.7500 (3.9); 3.7451 (1.5); 3.7365 (2.8); 3.7178 (1.7); 3.7096 (1.0); 3.6990 (0.8); 3.6912 (1.2); 3.6722 (0.8); 3.1958 (1.8); 3.1708 (3.0); 3.1581 (3.0); 3.1525 (1.7); 3.1278 (2.6); 3.1151 (2.5); 3.1022 (0.5); 2.6837 (0.7); 2.6480 (0.6); 2.4560 (0.6); 2.4350 (1.1); 2.4214 (0.9); 2.4143 (0.8); 2.4008 (2.1); 2.3803 (2.4); 2.3667 (3.3); 2.3596 (1.3); 2.3488 (4.8); 2.3316 (5.0); 2.3141 (3.4); 2.2965 (1.3); 2.0152 (0.7); 2.0072 (1.1); 1.9801 (0.6); 1.9726 (0.9); 1.9315 (0.7); 1.9235 (1.2); 1.9160 (0.7); 1.8971 (0.8); 1.8893 (1.2); 1.7856 (0.5); 1.7395 (3.6); 1.7264 (16.0); 1.7220 (7.6); 1.7159 (6.8); 1.7061 (1.9); 1.6961 (16.0); 1.5593 (11.7); 1.2559 (0.8); 0.3307 (0.6); 0.1573 (0.9); 0.1460 (0.7); 0.0080 (8.3); -0.0002 (234.3); -0.0085 (6.3); -0.1496 (0.7)</p>
<p>II-07: ¹H-NMR(400.0 MHz, CDCl₃): δ= 7.5191 (1.2); 7.3110 (0.6); 7.2601 (216.8); 7.1915 (1.4); 7.1858 (1.8); 7.1827 (1.3); 7.1742 (1.9); 7.1709 (3.5); 7.1681 (3.6); 7.1652 (4.0); 7.1621 (2.5); 7.1539 (2.3); 7.1507 (2.8); 7.1483 (2.9); 7.1450 (2.2); 7.1424 (1.4); 6.9962 (1.2); 6.9016 (0.6); 6.8893 (0.5); 6.8837 (1.0); 6.8794 (1.4); 6.8731 (1.4); 6.8672 (0.8); 6.8620 (0.6); 6.8570 (1.6); 6.8511 (2.3); 6.8453 (1.1); 6.8351 (0.7); 6.8292 (1.1); 6.8236 (0.5); 5.9496 (0.5); 5.9413 (0.7); 5.9374 (1.1); 5.9317 (0.7); 5.9293 (0.6); 5.9252 (0.6); 5.9196 (0.6); 5.8910 (1.1); 5.8868 (1.8); 5.8831 (1.7); 5.8790 (1.9); 5.8737 (1.4); 5.8701 (0.9); 5.8663 (1.0); 5.8497 (0.8); 5.8358 (0.6); 5.7910 (0.8); 5.7857 (1.5); 5.7806 (1.4); 5.7722 (1.2); 5.7668 (1.1); 5.2986 (2.4); 5.0936 (0.5); 5.0884 (0.5); 5.0828 (0.5); 5.0175 (0.6); 4.9878 (0.6); 4.0818 (0.9); 4.0693 (1.2); 4.0556 (1.1); 4.0237 (1.4); 4.0131 (1.8); 4.0017 (1.6); 3.9949 (1.8); 3.9851 (1.9); 3.9771 (1.6); 3.9672 (2.2); 3.9573 (1.8); 3.9507 (1.8); 3.9398 (1.7); 3.9310 (1.1); 3.9061 (0.7); 3.8933 (0.6); 3.8801 (0.6); 3.8608 (0.5); 3.8475 (0.6); 3.8197 (1.6); 3.8014 (1.8); 3.7932 (2.9); 3.7906 (2.8); 3.7764 (1.6); 3.7581 (1.7); 3.7502 (3.0); 3.7476 (3.1); 3.6943 (1.1); 3.6792 (0.9); 3.6627 (0.9); 3.1983 (1.6); 3.1949 (1.7); 3.1714 (2.2); 3.1590 (2.6); 3.1549 (1.6); 3.1516 (1.6); 3.1284 (1.9); 3.1160 (2.1); 2.6736 (0.8); 2.6597 (0.5);</p>

2.6372 (0.7); 2.4331 (0.9); 2.4195 (0.7); 2.4125 (0.6); 2.3990 (1.1); 2.3782 (0.6); 2.3741 (0.9); 2.3604 (0.5); 2.3399 (1.0); 2.0434 (0.5); 1.9976 (0.5); 1.9898 (0.9); 1.9822 (0.5); 1.9556 (0.8); 1.9205 (0.5); 1.9125 (0.9); 1.9052 (0.6); 1.8955 (0.6); 1.8861 (1.1); 1.8781 (1.4); 1.8705 (1.3); 1.8650 (1.4); 1.8572 (1.7); 1.8475 (2.1); 1.8372 (2.3); 1.8299 (2.2); 1.8243 (2.2); 1.8067 (1.8); 1.7968 (1.5); 1.7852 (1.3); 1.7757 (1.6); 1.7721 (1.4); 1.7629 (2.2); 1.7499 (3.2); 1.7353 (3.4); 1.7254 (16.0); 1.7227 (11.9); 1.7163 (8.8); 1.7094 (3.0); 1.7065 (2.6); 1.6958 (12.0); 1.5578 (7.5); 1.2586 (0.9); 0.0080 (3.2); -0.0002 (90.6); -0.0085 (2.6)

II-08: ¹H-NMR(400.0 MHz, CDCl₃):

δ= 7.5187 (1.1); 7.3381 (0.5); 7.2598 (194.2); 7.1811 (0.5); 7.1750 (1.2); 7.1689 (2.7); 7.1658 (2.5); 7.1631 (2.7); 7.1599 (2.3); 7.1548 (1.7); 7.1521 (1.9); 7.1490 (3.3); 7.1464 (2.3); 7.1432 (2.4); 6.9958 (1.1); 6.8938 (0.9); 6.8881 (1.7); 6.8842 (0.9); 6.8823 (0.9); 6.8722 (1.1); 6.8664 (2.0); 6.8606 (1.0); 6.8447 (0.8); 6.7572 (0.5); 5.9645 (0.5); 5.9556 (0.6); 5.9506 (1.2); 5.9457 (0.8); 5.9356 (0.8); 5.9320 (1.0); 5.9272 (1.0); 5.9227 (0.7); 5.9194 (0.8); 5.9139 (1.3); 5.9095 (1.2); 5.9051 (0.8); 5.8994 (0.7); 5.8950 (1.1); 5.8900 (0.6); 5.8854 (0.6); 5.8811 (0.9); 5.8759 (0.8); 5.8576 (3.9); 5.3512 (0.5); 5.2986 (0.6); 5.0812 (0.5); 4.9382 (0.5); 4.9285 (0.5); 3.7992 (1.5); 3.7951 (1.3); 3.7741 (1.8); 3.7725 (1.6); 3.7559 (1.7); 3.7518 (1.5); 3.7310 (2.1); 3.7294 (1.9); 3.3064 (0.5); 3.2953 (0.7); 3.2849 (0.7); 3.2020 (1.4); 3.1995 (1.7); 3.1844 (1.4); 3.1753 (1.7); 3.1586 (1.3); 3.1561 (1.5); 3.1413 (1.2); 3.1322 (1.4); 2.5469 (0.6); 2.5420 (0.8); 2.5377 (0.5); 2.5283 (0.8); 2.5258 (0.6); 2.5234 (0.6); 2.5208 (0.5); 2.5115 (0.5); 2.5071 (1.3); 2.5029 (0.5); 2.4857 (0.7); 2.4720 (0.6); 2.0435 (1.4); 1.8929 (0.7); 1.8840 (0.6); 1.8584 (0.7); 1.8489 (0.6); 1.8238 (0.6); 1.7153 (16.0); 1.7133 (12.4); 1.7017 (7.7); 1.6109 (8.0); 1.5941 (3.7); 1.5785 (6.8); 1.5765 (7.2); 1.5638 (7.6); 1.5429 (13.9); 1.3214 (0.6); 1.3042 (1.3); 1.2649 (6.3); 1.2588 (4.5); 1.2408 (1.0); 0.8988 (3.4); 0.8819 (12.4); 0.8642 (4.6); 0.0080 (2.2); -0.0002 (74.7); -0.0085 (2.2)

II-09: ¹H-NMR(400.0 MHz, CDCl₃):

δ= 7.5189 (1.3); 7.3494 (0.5); 7.3094 (0.6); 7.2778 (0.5); 7.2770 (0.5); 7.2762 (0.6); 7.2754 (0.6); 7.2746 (0.6); 7.2738 (0.7); 7.2730 (0.8); 7.2722 (0.9); 7.2714 (1.0); 7.2706 (1.0); 7.2698 (1.1); 7.2690 (1.3); 7.2682 (1.5); 7.2674 (1.7); 7.2666 (1.9); 7.2658 (2.3); 7.2650 (2.9); 7.2641 (3.7); 7.2600 (230.6); 7.1705 (1.2); 7.1676 (2.2); 7.1649 (2.4); 7.1618 (2.7); 7.1554 (1.1); 7.1507 (2.3); 7.1478 (2.7); 7.1452 (2.4); 7.1420 (1.9); 6.9960 (1.3); 6.8924 (0.6); 6.8888 (0.9); 6.8867 (1.0); 6.8831 (1.4); 6.8773 (0.7); 6.8673 (1.0); 6.8649 (0.6); 6.8615 (1.6); 6.8557 (0.7); 6.8398 (0.6); 6.7549 (0.6); 6.7341 (0.6); 6.0524 (0.6); 6.0378 (0.6); 5.9563 (1.0); 5.9502 (2.5); 5.9472 (1.8); 5.9425 (1.1); 5.9378 (0.9); 5.9322 (0.8); 5.9294 (0.6); 5.9248 (0.8); 5.9206 (0.6); 5.9151 (0.5); 5.9120 (0.6); 5.8872 (0.8); 5.8818 (1.4); 5.8763 (0.6); 5.8677 (0.8); 5.8617 (0.9); 5.2987 (3.7); 5.0879 (0.5); 4.1306 (1.0); 4.1127 (1.0); 3.7989 (1.8); 3.7977 (1.8); 3.7872 (1.2); 3.7770 (1.2); 3.7701 (0.6); 3.7612 (10.6); 3.7556 (2.3); 3.7543 (2.5); 3.7430 (12.2); 3.7414 (15.3); 3.7339 (1.7); 3.7293 (14.2); 3.5647 (0.5); 3.1991 (2.4); 3.1745 (1.1); 3.1655 (1.2); 3.1557 (2.1); 3.1314 (1.0); 3.1224 (1.0); 2.5602 (0.7); 2.5440 (0.5); 2.5396 (0.8); 2.5276 (0.7); 2.5256 (0.6); 2.5093 (0.6); 2.5059 (0.6); 2.4928 (0.7); 2.0436 (4.9); 1.8668 (0.7); 1.8560 (0.7); 1.7159 (16.0); 1.7082 (6.7); 1.6978 (6.3); 1.5877 (5.4); 1.5807 (5.4); 1.5651 (5.4); 1.5506 (12.3); 1.5439 (11.0); 1.5376 (7.9); 1.5298 (7.1); 1.2766 (1.6); 1.2587 (3.3); 1.2408 (1.5); 0.0079 (2.6); 0.0062 (0.8); 0.0054 (1.0); 0.0045 (1.2); -0.0002 (89.6); -0.0028 (4.1); -0.0044 (1.6); -0.0052 (1.2); -0.0061 (0.9); -0.0069 (0.8); -0.0085 (2.5)

II-10: ¹H-NMR(400.0 MHz, CDCl₃):

δ= 7.5189 (1.3); 7.3016 (0.5); 7.2985 (0.5); 7.2953 (0.6); 7.2931 (0.8); 7.2897 (0.5); 7.2889 (0.6); 7.2865 (0.6); 7.2850 (0.6); 7.2818 (0.6); 7.2802 (0.6); 7.2778 (0.8); 7.2770 (0.8); 7.2762 (0.9); 7.2730 (1.1); 7.2714 (1.3); 7.2706 (1.4); 7.2682 (1.8); 7.2600 (227.8); 7.2098 (0.6); 7.1808 (1.1); 7.1781 (1.4); 7.1751 (1.6); 7.1723 (1.7); 7.1692 (1.6); 7.1664 (1.7); 7.1634 (2.2); 7.1609 (2.6); 7.1584 (2.2); 7.1554 (1.7); 7.1526 (1.7); 7.1496 (1.5); 7.1466 (1.5); 7.1437 (1.3); 7.1410 (0.9); 6.9960 (1.3); 6.9084 (0.7); 6.9025 (0.7); 6.8967 (0.7); 6.8910 (0.9); 6.8867 (1.3); 6.8808 (1.3); 6.8750 (0.7); 6.8650 (0.6); 6.8591 (0.6); 5.9811 (0.5); 5.9725 (0.5); 5.9672 (1.0); 5.9621 (0.6); 5.9431 (0.6); 5.9390 (0.7); 5.9338 (0.6); 5.9203 (0.8); 5.9159 (1.0); 5.9137 (1.4); 5.9104 (1.2); 5.9059 (0.6); 5.8988 (0.5); 5.8936 (0.8); 5.8849 (0.8); 5.8799 (1.4); 5.8752 (1.0); 5.8611 (0.6); 5.8560 (1.2); 5.8498 (1.2); 5.8443 (0.6); 5.8423 (0.6); 5.8359 (0.6); 5.2987 (6.1); 4.1305 (1.2); 4.1126 (1.2); 3.7990 (1.3); 3.7949 (1.2); 3.7601 (1.4); 3.7556 (1.6); 3.7513 (2.6); 3.7170 (1.5); 3.7078 (1.6); 3.3871 (0.5); 3.2042 (1.6); 3.1943 (1.6); 3.1919 (1.6); 3.1608 (1.4); 3.1511 (1.4); 3.1487 (1.4); 2.6429 (0.6); 2.6313 (0.8); 2.6184 (0.6); 2.6073 (0.8); 2.5962 (0.7); 2.5823 (0.6); 2.5732 (0.6); 2.0437 (5.8); 1.9633 (0.6); 1.9326 (0.6); 1.9280 (0.6); 1.9210 (0.6); 1.9097 (0.6); 1.8981 (0.6); 1.8859 (0.6); 1.7512 (0.6); 1.7315 (7.4); 1.7241 (7.7); 1.7168 (15.8); 1.7142 (16.0); 1.7069 (2.8); 1.7031 (8.8); 1.6986 (14.3); 1.6858 (9.6); 1.5428 (17.1); 1.2766 (1.8); 1.2587 (4.0); 1.2409

(1.8); 0.0079 (2.4); 0.0062 (0.8); 0.0053 (0.9); 0.0045 (1.0); -0.0002 (89.7); -0.0052 (1.4); -0.0061 (1.1); -0.0069 (1.0); -0.0085 (2.7)

II-11: ¹H-NMR(400.0 MHz, CDCl₃):

δ= 7.5197 (1.4); 7.4953 (0.7); 7.2810 (0.6); 7.2802 (0.6); 7.2794 (0.6); 7.2786 (0.6); 7.2778 (0.6); 7.2770 (0.7); 7.2762 (0.8); 7.2754 (0.8); 7.2746 (0.9); 7.2738 (0.9); 7.2730 (1.0); 7.2722 (1.2); 7.2714 (1.2); 7.2706 (1.3); 7.2698 (1.6); 7.2690 (1.8); 7.2682 (2.0); 7.2674 (2.2); 7.2666 (2.6); 7.2658 (3.3); 7.2649 (4.2); 7.2608 (208.3); 7.2561 (2.6); 7.2553 (1.8); 7.2544 (1.4); 7.2536 (1.0); 7.2529 (0.7); 7.1803 (1.4); 7.1777 (1.7); 7.1740 (2.8); 7.1666 (3.2); 7.1636 (3.2); 7.1605 (3.5); 7.1576 (3.2); 7.1541 (3.3); 7.1479 (3.1); 7.1408 (1.3); 6.9968 (1.2); 6.9052 (0.5); 6.8922 (0.5); 6.8893 (0.7); 6.8849 (1.4); 6.8792 (1.7); 6.8734 (0.8); 6.8632 (1.9); 6.8574 (3.0); 6.8516 (1.4); 6.8415 (0.8); 6.8356 (1.4); 6.8298 (0.7); 6.7486 (0.5); 6.0862 (0.7); 5.9800 (0.6); 5.9756 (0.6); 5.9685 (2.5); 5.9633 (1.0); 5.9581 (0.7); 5.9498 (1.2); 5.9448 (1.5); 5.9399 (1.4); 5.9360 (1.4); 5.9312 (1.8); 5.9262 (1.4); 5.9105 (0.9); 5.9054 (1.3); 5.9032 (1.4); 5.9000 (1.4); 5.8921 (1.1); 5.8861 (0.8); 5.8777 (0.7); 5.8697 (1.2); 5.8617 (1.2); 5.2988 (3.0); 4.9842 (0.8); 4.6521 (0.8); 4.6398 (0.9); 4.6299 (0.9); 4.6178 (1.1); 4.6133 (1.0); 4.6072 (0.8); 4.6004 (1.4); 4.5973 (0.8); 4.5910 (1.0); 4.5879 (0.8); 4.5848 (0.8); 4.5782 (1.7); 4.5657 (1.0); 4.5628 (0.8); 4.5505 (0.7); 4.5408 (0.7); 4.5286 (0.6); 4.1484 (0.7); 4.1305 (2.2); 4.1127 (2.2); 4.0948 (0.7); 3.8166 (1.2); 3.8049 (0.8); 3.8016 (1.8); 3.7843 (1.9); 3.7811 (1.9); 3.7783 (1.6); 3.7736 (1.7); 3.7602 (15.0); 3.7538 (11.0); 3.7475 (11.6); 3.7422 (10.7); 3.7402 (16.0); 3.7333 (6.4); 3.7318 (7.0); 3.3897 (0.9); 3.2013 (2.2); 3.1718 (2.8); 3.1653 (1.8); 3.1583 (2.4); 3.1288 (2.5); 3.1222 (1.5); 3.1167 (1.1); 2.5605 (0.5); 2.5257 (0.7); 2.5044 (0.7); 2.4985 (0.6); 2.4829 (0.8); 2.4696 (0.6); 2.4637 (0.9); 2.4485 (0.7); 2.4413 (0.6); 2.4275 (0.7); 2.2063 (0.6); 2.1991 (0.6); 2.1939 (0.9); 2.1890 (0.9); 2.1819 (0.8); 2.1767 (1.3); 2.1712 (1.0); 2.1649 (0.8); 2.1594 (1.2); 2.1539 (0.8); 2.1479 (0.7); 2.1419 (0.8); 2.0436 (10.7); 1.9396 (0.7); 1.9132 (0.7); 1.9048 (0.6); 1.8764 (0.6); 1.8640 (0.7); 1.8380 (0.7); 1.8290 (0.7); 1.7187 (14.5); 1.7120 (10.1); 1.7081 (7.8); 1.7002 (7.6); 1.6947 (9.4); 1.5719 (2.0); 1.2765 (3.2); 1.2587 (6.7); 1.2408 (3.1); 0.9713 (3.6); 0.9542 (3.8); 0.9435 (7.1); 0.9348 (4.4); 0.9313 (3.4); 0.9265 (10.8); 0.9207 (8.3); 0.9177 (9.1); 0.9143 (3.9); 0.9095 (4.6); 0.9070 (3.5); 0.9033 (7.7); 0.9008 (9.7); 0.8964 (3.4); 0.8864 (4.1); 0.8839 (5.4); 0.8790 (2.5); 0.8694 (3.1); 0.0080 (2.2); -0.0002 (77.8); -0.0085 (2.3)

II-12: ¹H-NMR(400.0 MHz, CDCl₃):

δ= 7.5187 (1.3); 7.4241 (0.7); 7.4031 (0.5); 7.3255 (0.6); 7.3100 (0.8); 7.2598 (223.5); 7.1920 (1.2); 7.1875 (1.6); 7.1825 (1.7); 7.1766 (2.0); 7.1655 (3.2); 7.1625 (3.0); 7.1566 (1.8); 7.1487 (2.3); 7.1451 (2.1); 7.1396 (0.9); 6.9958 (1.3); 6.9127 (0.8); 6.8940 (1.3); 6.8911 (1.6); 6.8882 (1.4); 6.8854 (1.3); 6.8824 (1.0); 6.8725 (1.2); 6.8693 (1.4); 6.8637 (0.8); 6.7904 (0.6); 6.7693 (0.6); 5.9956 (0.8); 5.9905 (0.8); 5.9594 (0.5); 5.9384 (1.2); 5.9358 (1.3); 5.9312 (1.2); 5.9285 (1.2); 5.9222 (0.7); 5.9064 (0.6); 5.8920 (1.4); 5.8824 (3.5); 5.8718 (1.3); 5.8670 (1.6); 5.8633 (1.2); 5.2985 (1.9); 4.8577 (0.8); 4.8418 (0.9); 4.8333 (1.0); 4.8281 (1.1); 4.8186 (1.6); 4.8106 (1.8); 4.8029 (1.8); 4.7957 (1.2); 4.7882 (1.4); 4.7801 (1.4); 4.7639 (0.8); 3.9508 (0.9); 3.8435 (1.1); 3.7998 (1.7); 3.7969 (1.7); 3.7770 (1.2); 3.7731 (1.2); 3.7670 (1.2); 3.7593 (0.9); 3.7534 (1.8); 3.7339 (1.2); 3.7299 (1.3); 3.7240 (1.3); 3.4194 (0.8); 3.4144 (0.9); 3.2092 (1.6); 3.2010 (1.3); 3.1919 (1.1); 3.1827 (1.3); 3.1793 (1.4); 3.1659 (1.5); 3.1615 (0.9); 3.1576 (1.2); 3.1487 (1.0); 3.1391 (1.1); 3.1363 (1.2); 2.6519 (0.5); 2.6391 (0.5); 2.6164 (0.9); 2.5941 (0.8); 2.5814 (0.6); 2.5760 (0.8); 2.5590 (0.8); 2.5495 (0.6); 2.5404 (0.8); 2.0918 (0.6); 2.0750 (1.1); 2.0689 (0.8); 2.0585 (1.4); 2.0519 (1.1); 2.0436 (3.0); 2.0351 (1.0); 2.0251 (0.8); 2.0184 (0.7); 2.0033 (0.5); 1.9696 (0.6); 1.9450 (0.6); 1.9353 (0.6); 1.9214 (0.9); 1.9108 (1.3); 1.9006 (0.6); 1.8859 (0.6); 1.8752 (0.9); 1.7562 (0.5); 1.7278 (7.0); 1.7204 (16.0); 1.7142 (8.1); 1.6934 (5.8); 1.5510 (5.9); 1.2765 (0.8); 1.2586 (2.0); 1.2407 (0.7); 1.1320 (3.6); 1.1133 (8.1); 1.0964 (7.5); 1.0916 (6.1); 1.0837 (4.9); 1.0741 (10.6); 1.0712 (7.2); 1.0676 (5.0); 1.0626 (3.1); 1.0564 (8.2); 1.0542 (8.2); 1.0456 (2.1); 1.0373 (2.7); 0.0080 (3.3); -0.0002 (95.1); -0.0085 (3.0)

II-13: ¹H-NMR(400.6 MHz, CDCl₃):

δ= 7.4158 (1.8); 7.3963 (4.7); 7.3873 (2.8); 7.3827 (4.2); 7.3782 (6.6); 7.3736 (6.1); 7.3702 (7.5); 7.3669 (7.3); 7.2641 (15.3); 7.1590 (1.1); 7.1536 (1.4); 7.1411 (1.4); 7.1344 (1.8); 7.1322 (1.7); 7.1303 (1.7); 7.1243 (1.2); 7.1165 (1.3); 7.1092 (0.6); 5.9624 (1.9); 5.9403 (1.3); 5.9323 (1.7); 5.9269 (1.9); 5.9239 (1.7); 5.9190 (1.9); 5.9141 (1.1); 5.8928 (1.3); 5.8879 (2.5); 5.8830 (2.3); 5.8743 (1.5); 5.8692 (1.3); 4.7835 (0.9); 4.1316 (0.7); 4.1137 (0.7); 3.8381 (2.5); 3.8258 (2.2); 3.7946 (2.8); 3.7824 (2.5); 3.5727 (0.8); 3.5603 (1.0); 3.5555 (1.0); 3.5443 (0.8); 3.2886 (9.1); 3.2672 (11.9); 3.2492 (4.0); 3.2459 (3.2); 3.2057 (3.2); 3.2023 (2.6); 2.7107 (0.6); 2.6877 (1.1); 2.6742 (1.0); 2.6647 (0.9); 2.6520 (1.3); 2.6293 (0.7); 2.2836 (0.5); 2.0478 (3.6); 2.0389 (0.9); 2.0341 (0.7); 2.0264 (0.7); 2.0211 (1.1); 2.0154 (0.7); 2.0083 (0.7); 2.0031 (1.0); 1.9982 (0.7); 1.9905 (0.7); 1.9853 (1.0); 1.9727 (0.6); 1.7198 (13.1); 1.7162

(16.0); 1.7110 (8.0); 1.6950 (0.7); 1.3326 (1.6); 1.2983 (0.6); 1.2836 (2.5); 1.2779 (1.8); 1.2599 (5.4); 1.2557 (6.8); 1.2422 (1.6); 0.8962 (0.6); 0.8799 (1.4); 0.8621 (0.7); -0.0002 (7.8)

II-14: ¹H-NMR(400.0 MHz, CDCl₃):

δ= 9.5942 (0.8); 9.5645 (0.9); 7.3118 (1.7); 7.2971 (1.9); 7.2786 (1.6); 7.2618 (76.0); 7.2014 (0.7); 7.1972 (0.8); 7.1887 (3.1); 7.1848 (5.0); 7.1829 (4.9); 7.1792 (5.2); 7.1760 (3.0); 7.1722 (3.1); 7.1690 (5.2); 7.1652 (5.1); 7.1634 (5.0); 7.1595 (3.3); 7.1526 (0.8); 7.1471 (0.6); 6.9172 (1.1); 6.9153 (1.1); 6.9114 (1.7); 6.9097 (1.6); 6.9056 (1.0); 6.8955 (2.0); 6.8937 (2.1); 6.8897 (3.2); 6.8880 (3.1); 6.8840 (1.8); 6.8738 (1.0); 6.8721 (1.0); 6.8680 (1.6); 6.8663 (1.5); 6.8623 (0.8); 6.1922 (2.5); 6.1846 (2.5); 6.1654 (2.8); 6.1578 (2.8); 6.1491 (3.1); 6.1414 (2.9); 6.1222 (3.0); 6.1147 (3.0); 5.9398 (1.0); 5.9347 (1.6); 5.9321 (1.5); 5.9264 (2.5); 5.9209 (3.2); 5.9182 (2.8); 5.9163 (3.0); 5.9135 (3.5); 5.9092 (2.5); 5.9025 (4.2); 5.8978 (6.5); 5.8926 (3.2); 5.8887 (1.5); 5.8838 (2.8); 5.8787 (1.7); 5.5695 (4.4); 5.5682 (4.9); 5.5665 (4.8); 5.5652 (4.5); 5.5264 (3.9); 5.5250 (4.3); 5.5234 (4.2); 5.5220 (3.8); 5.3657 (3.8); 5.3649 (3.8); 5.3569 (4.0); 5.3389 (3.5); 5.3379 (3.6); 5.3301 (3.7); 5.3291 (3.6); 5.2991 (8.6); 4.8195 (0.5); 4.8002 (1.1); 4.7937 (1.2); 4.7888 (1.3); 4.7833 (1.2); 4.7787 (1.1); 4.7706 (1.0); 3.9516 (4.0); 3.9401 (4.2); 3.9082 (4.6); 3.8967 (4.8); 3.5617 (1.0); 3.5571 (1.4); 3.5523 (1.4); 3.5491 (1.5); 3.5443 (1.9); 3.5392 (2.0); 3.5341 (1.9); 3.5292 (1.5); 3.5259 (1.4); 3.5214 (1.6); 3.5168 (1.0); 3.4518 (0.6); 3.4357 (3.8); 3.4259 (2.6); 3.4228 (3.3); 3.4170 (5.7); 3.4121 (3.4); 3.4065 (2.9); 3.4046 (3.1); 3.3966 (4.3); 3.3872 (2.2); 3.3761 (0.9); 3.3699 (0.6); 3.3512 (0.5); 3.3392 (4.5); 3.3315 (4.3); 3.2958 (3.8); 3.2881 (3.8); 2.7259 (1.0); 2.7232 (1.0); 2.7029 (2.1); 2.7002 (2.0); 2.6898 (1.4); 2.6870 (1.4); 2.6799 (1.3); 2.6772 (1.2); 2.6668 (2.3); 2.6641 (2.2); 2.6437 (1.1); 2.6413 (1.1); 2.0357 (1.0); 2.0273 (1.2); 2.0233 (1.9); 2.0154 (1.9); 2.0109 (1.2); 2.0030 (1.1); 1.9999 (1.1); 1.9912 (1.2); 1.9872 (1.8); 1.9793 (1.7); 1.9748 (1.1); 1.9671 (0.9); 1.8925 (0.9); 1.8767 (3.0); 1.8736 (2.7); 1.8578 (5.7); 1.8547 (4.4); 1.8467 (1.9); 1.8387 (6.0); 1.8352 (4.5); 1.8280 (2.1); 1.8196 (3.9); 1.8160 (3.4); 1.8008 (1.8); 1.7973 (1.7); 1.0983 (1.0); 1.0899 (7.6); 1.0814 (1.8); 1.0746 (9.0); 1.0714 (16.0); 1.0630 (1.6); 1.0561 (15.4); 1.0527 (8.1); 1.0374 (6.2); 0.9033 (1.0); 0.8932 (0.5); 0.8875 (1.0); 0.0080 (1.4); -0.0002 (44.4); -0.0085 (1.7)

II-15: ¹H-NMR(400.0 MHz, d₆-DMSO):

δ= 7.8906 (0.9); 7.8742 (1.5); 7.8548 (1.4); 7.7920 (1.1); 7.7714 (1.1); 7.5229 (3.9); 7.5034 (4.0); 7.4859 (2.8); 7.3286 (1.2); 7.3093 (2.2); 7.2914 (1.0); 5.8650 (2.6); 5.6779 (1.8); 5.6699 (1.2); 5.6643 (1.6); 5.6195 (1.6); 5.6058 (1.3); 4.7403 (1.1); 4.0385 (1.2); 4.0205 (1.3); 3.7633 (4.3); 3.7195 (5.2); 3.3720 (3.4); 3.3677 (2.9); 3.3572 (1.2); 3.3434 (0.8); 3.3282 (3.9); 3.3235 (4.0); 3.3093 (256.8); 2.6743 (3.3); 2.6694 (4.4); 2.6650 (3.3); 2.5508 (3.5); 2.5461 (3.4); 2.5227 (14.0); 2.5094 (278.6); 2.5050 (564.2); 2.5005 (753.6); 2.4961 (546.5); 2.4918 (270.3); 2.4474 (4.0); 2.3318 (3.5); 2.3272 (4.5); 2.3228 (3.5); 2.2409 (0.6); 2.2213 (1.3); 2.2030 (0.9); 2.1835 (1.5); 2.1703 (1.2); 2.1502 (1.5); 2.1303 (0.7); 2.0724 (1.5); 1.9878 (5.0); 1.7952 (0.9); 1.7835 (1.1); 1.7606 (0.7); 1.7506 (1.0); 1.7392 (1.2); 1.7273 (1.3); 1.7154 (0.8); 1.6943 (1.2); 1.6821 (0.8); 1.5556 (12.0); 1.5325 (16.0); 1.2377 (2.2); 1.1923 (1.4); 1.1745 (2.9); 1.1567 (1.4); 0.8539 (0.6); 0.1464 (0.6); -0.0002 (147.9); -0.0085 (6.8); -0.1496 (0.6)

II-16: ¹H-NMR(400.0 MHz, d₆-DMSO):

δ= 7.8755 (1.8); 7.8505 (1.7); 7.7928 (1.4); 7.5227 (5.8); 7.5027 (5.6); 7.4864 (4.2); 7.3083 (2.9); 5.8644 (3.4); 5.6720 (2.4); 5.6195 (1.8); 4.7574 (1.6); 3.7626 (4.2); 3.7196 (5.2); 3.3712 (4.4); 3.3078 (485.4); 2.6699 (7.9); 2.5039 (1088.6); 2.5004 (1306.5); 2.3938 (2.6); 2.3271 (8.4); 2.2218 (2.2); 2.1868 (2.0); 2.1701 (2.0); 2.0727 (1.2); 1.9884 (2.2); 1.7277 (1.6); 1.5554 (12.9); 1.5325 (16.0); 1.2374 (2.2); 1.1744 (1.7); -0.0002 (90.9)

II-17: ¹H-NMR(400.0 MHz, CDCl₃):

δ= 7.5187 (1.8); 7.4267 (1.0); 7.3105 (1.4); 7.2956 (1.1); 7.2598 (331.5); 7.2117 (0.5); 7.1955 (2.4); 7.1906 (2.4); 7.1844 (2.6); 7.1798 (3.4); 7.1748 (3.7); 7.1693 (2.8); 7.1648 (2.0); 7.1549 (1.8); 6.9958 (1.8); 6.8999 (1.1); 6.8953 (1.3); 6.8893 (1.2); 6.8837 (1.6); 6.8784 (1.8); 6.8735 (1.6); 6.8676 (1.0); 6.8566 (0.8); 6.1977 (1.1); 6.1935 (1.8); 6.1807 (1.0); 6.1709 (1.3); 6.1668 (2.0); 6.1543 (2.0); 6.1504 (2.1); 6.1376 (1.1); 6.1277 (1.3); 6.1236 (2.1); 6.1108 (1.0); 5.9507 (0.9); 5.9010 (1.0); 5.8836 (6.3); 5.8728 (1.9); 5.8686 (2.0); 5.5795 (1.4); 5.5717 (1.5); 5.5668 (1.7); 5.5653 (1.7); 5.5502 (1.4); 5.5454 (1.6); 5.5439 (1.6); 5.5364 (1.3); 5.5287 (1.3); 5.5237 (1.5); 5.5070 (1.1); 5.5023 (1.3); 5.3713 (1.4); 5.3595 (2.1); 5.3471 (1.8); 5.3448 (1.6); 5.3331 (3.1); 5.3217 (1.4); 5.3065 (1.2); 4.8516 (1.2); 4.8353 (3.0); 4.8293 (1.4); 4.8189 (2.4); 4.8128 (3.0); 4.7965 (2.2); 4.7769 (0.6); 4.1485 (0.6); 4.1306 (1.8); 4.1127 (2.0); 4.0949 (0.6); 3.9786 (1.6); 3.9417 (1.0); 3.9353 (2.0); 3.9226 (1.5); 3.9179 (1.7); 3.9106 (1.5); 3.8986 (1.1); 3.8796 (1.7); 3.8748 (1.9); 3.8676 (1.6); 3.5411 (0.9); 3.5269 (0.8); 3.4112 (1.2); 3.3368 (1.2); 3.3324 (1.8); 3.3171 (3.0); 3.3122 (1.7); 3.2895 (1.7); 3.2738 (2.5); 3.2694 (1.5); 2.6500 (0.8); 2.6373 (0.5); 2.6277 (0.7); 2.6143 (0.9); 2.6058 (0.8); 2.5920 (1.1); 2.5838 (0.5); 2.5702 (1.6);

<p>2.5597 (0.7); 2.5566 (0.7); 2.5481 (0.9); 2.5349 (1.0); 2.0841 (0.9); 2.0673 (1.6); 2.0505 (1.8); 2.0436 (9.4); 2.0336 (1.3); 2.0156 (0.6); 1.9641 (1.0); 1.9564 (1.2); 1.9460 (0.6); 1.9228 (1.6); 1.9125 (1.4); 1.8876 (0.9); 1.8770 (0.9); 1.5444 (16.0); 1.2765 (2.8); 1.2587 (5.6); 1.2408 (2.6); 1.1280 (5.5); 1.1173 (6.1); 1.1150 (6.8); 1.1107 (8.4); 1.0978 (10.4); 1.0928 (6.6); 1.0891 (11.1); 1.0805 (10.1); 1.0704 (13.0); 1.0632 (5.8); 1.0531 (9.2); 1.0439 (1.5); 1.0402 (1.4); 0.9977 (0.6); 0.8819 (0.7); 0.1460 (0.6); 0.0505 (0.6); 0.0080 (6.6); -0.0002 (169.8); -0.0085 (6.8); -0.1495 (0.6)</p>
<p>II-18: ¹H-NMR(400.6 MHz, CDCl₃): δ= 7.3653 (0.5); 7.3554 (0.6); 7.3475 (0.6); 7.3377 (0.6); 7.2620 (30.5); 7.1972 (1.1); 7.1914 (1.4); 7.1885 (0.8); 7.1779 (2.1); 7.1753 (1.6); 7.1723 (2.2); 7.1619 (0.9); 7.1588 (1.6); 7.1531 (1.3); 6.9144 (0.8); 6.9086 (0.7); 6.8986 (0.6); 6.8928 (1.6); 6.8870 (1.4); 6.8811 (0.5); 6.8712 (0.8); 6.8653 (0.7); 6.1988 (1.1); 6.1912 (1.0); 6.1720 (1.3); 6.1645 (1.1); 6.1557 (1.4); 6.1482 (1.2); 6.1289 (1.4); 6.1214 (1.2); 5.9786 (0.6); 5.9700 (0.9); 5.9648 (1.5); 5.9598 (0.9); 5.9562 (0.7); 5.9510 (1.1); 5.9461 (0.7); 5.9276 (0.7); 5.9224 (1.4); 5.9191 (1.6); 5.9138 (1.1); 5.9086 (0.9); 5.9052 (0.9); 5.5807 (1.8); 5.5794 (1.9); 5.5618 (1.6); 5.5605 (1.6); 5.5376 (1.6); 5.5363 (1.6); 5.5187 (1.4); 5.5174 (1.4); 5.3609 (1.5); 5.3598 (1.5); 5.3520 (1.7); 5.3512 (1.7); 5.3341 (1.4); 5.3330 (1.4); 5.3253 (1.6); 5.3243 (1.7); 4.7652 (0.5); 4.7586 (0.6); 4.7532 (0.6); 4.4965 (1.4); 4.4652 (1.4); 4.4584 (2.3); 4.4280 (3.0); 4.3818 (3.1); 4.3504 (2.4); 4.3446 (1.4); 4.3124 (1.5); 4.1314 (0.5); 4.1136 (0.6); 3.9916 (1.6); 3.9481 (1.9); 3.9413 (2.0); 3.8980 (2.2); 3.7724 (16.0); 3.6914 (13.4); 3.5917 (0.5); 3.5850 (0.6); 3.5800 (0.6); 3.5746 (0.6); 3.5681 (0.6); 3.5625 (0.6); 3.3294 (2.2); 3.3278 (2.1); 3.2861 (1.9); 3.2841 (1.8); 2.7413 (0.6); 2.7354 (0.7); 2.7222 (0.5); 2.7047 (0.7); 2.6988 (0.8); 2.1548 (0.7); 2.1182 (0.7); 2.1021 (0.7); 2.0655 (0.6); 2.0467 (2.6); 1.5910 (1.9); 1.2779 (1.0); 1.2601 (2.3); 1.2532 (1.1); 1.2422 (0.9); 0.8819 (1.6); 0.8642 (0.6); 0.0693 (1.4); 0.0079 (0.7); -0.0002 (27.3); -0.0085 (0.9)</p>
<p>II-27: ¹H-NMR(400.0 MHz, CDCl₃): δ= 7.6172 (1.7); 7.5974 (1.6); 7.5544 (3.6); 7.5320 (3.1); 7.3116 (1.8); 7.2797 (11.7); 7.2607 (138.2); 7.2109 (3.1); 7.1920 (7.6); 7.1800 (12.1); 7.1752 (12.6); 7.1601 (9.0); 7.1426 (1.1); 6.9970 (0.8); 6.8847 (3.4); 6.8791 (4.6); 6.8628 (5.5); 6.8573 (7.3); 6.8516 (4.0); 6.8412 (2.7); 6.8356 (3.4); 6.2130 (4.8); 6.1978 (2.8); 6.1863 (5.3); 6.1704 (6.7); 6.1547 (3.0); 6.1432 (5.4); 6.1280 (2.3); 5.8981 (7.2); 5.8705 (2.8); 5.8653 (3.4); 5.8513 (1.9); 5.8145 (5.0); 5.8092 (6.7); 5.8034 (4.7); 5.7955 (4.4); 5.5878 (9.4); 5.5448 (9.2); 5.5049 (3.5); 5.3405 (9.5); 5.3142 (10.7); 5.2987 (1.8); 5.2897 (3.6); 5.0311 (5.0); 5.0125 (3.4); 4.0475 (2.5); 4.0283 (8.6); 4.0206 (7.4); 4.0114 (13.1); 4.0038 (10.2); 3.9945 (7.3); 3.9865 (6.4); 3.9643 (4.8); 3.9327 (16.0); 3.8899 (13.3); 3.8158 (2.3); 3.7966 (4.6); 3.7884 (5.1); 3.7698 (8.0); 3.7561 (5.3); 3.7507 (5.4); 3.7374 (7.3); 3.7189 (5.6); 3.7104 (3.4); 3.6991 (2.0); 3.6913 (2.3); 3.6710 (0.6); 3.3094 (6.2); 3.3022 (9.6); 3.2667 (5.3); 3.2593 (8.3); 2.4465 (2.5); 2.4259 (4.8); 2.4120 (4.3); 2.4051 (3.7); 2.3914 (7.2); 2.3831 (5.0); 2.3658 (10.8); 2.3538 (9.6); 2.3478 (12.8); 2.3301 (8.8); 2.3173 (3.8); 2.2994 (1.1); 1.9934 (3.5); 1.9858 (5.0); 1.9778 (3.0); 1.9589 (3.6); 1.9516 (5.5); 1.9441 (4.3); 1.9178 (1.4); 1.9103 (1.8); 1.9026 (1.0); 1.5907 (5.6); -0.0002 (79.8); -0.0500 (0.7)</p>
<p>II-28: ¹H-NMR(400.0 MHz, CDCl₃): δ= 7.5183 (9.0); 7.3731 (1.4); 7.3097 (12.2); 7.2881 (3.0); 7.2594 (1582.1); 7.2109 (3.7); 7.1847 (12.4); 7.1791 (19.2); 7.1747 (19.4); 7.1650 (16.0); 7.1596 (17.5); 6.9954 (8.9); 6.9053 (3.9); 6.8976 (5.4); 6.8911 (4.6); 6.8821 (6.1); 6.8762 (8.9); 6.8702 (5.0); 6.8607 (2.9); 6.8546 (4.3); 6.7435 (1.9); 6.1965 (10.3); 6.1698 (11.6); 6.1534 (12.8); 6.1266 (12.9); 6.0151 (6.5); 6.0092 (6.6); 6.0014 (8.5); 5.9957 (8.4); 5.9914 (6.1); 5.9107 (4.5); 5.9053 (8.5); 5.8995 (5.0); 5.8914 (6.7); 5.8858 (4.1); 5.8687 (2.6); 5.8613 (3.3); 5.8464 (3.5); 5.8317 (1.8); 5.6515 (2.7); 5.6084 (2.5); 5.5642 (4.4); 5.5510 (16.0); 5.5213 (3.9); 5.5079 (13.6); 5.4650 (2.6); 5.4379 (2.5); 5.3557 (8.2); 5.3436 (11.7); 5.3291 (7.5); 5.3167 (11.0); 5.1225 (1.7); 5.0099 (3.9); 3.9857 (1.7); 3.9523 (4.5); 3.9480 (3.8); 3.9344 (6.3); 3.9306 (13.4); 3.9091 (5.0); 3.9046 (4.4); 3.8913 (6.8); 3.8876 (15.4); 3.7886 (2.4); 3.5799 (4.1); 3.4260 (3.8); 3.3824 (2.9); 3.3368 (7.5); 3.3305 (15.1); 3.3256 (6.3); 3.2936 (6.5); 3.2874 (13.2); 3.2823 (5.6); 3.2404 (1.5); 2.7040 (3.0); 2.6933 (2.7); 2.6815 (2.6); 2.6175 (2.1); 2.5964 (3.1); 2.5697 (4.1); 2.5607 (3.2); 2.5485 (6.8); 2.5345 (4.8); 2.5271 (4.0); 2.5135 (6.8); 2.4922 (3.5); 2.0047 (1.8); 1.9891 (1.9); 1.9588 (3.6); 1.9487 (6.6); 1.9388 (3.6); 1.9231 (3.0); 1.9135 (6.1); 1.9031 (3.5); 1.8794 (1.6); 1.8669 (1.6); 1.6309 (1.7); 1.3486 (1.4); 1.3304 (2.7); 1.3116 (1.3); 0.1460 (3.5); 0.0501 (6.4); 0.0079 (30.9); -0.0002 (897.7); -0.0085 (29.5); -0.0495 (1.9); -0.0849 (1.5); -0.1497 (3.2)</p>
<p>II-29: ¹H-NMR(400.0 MHz, CDCl₃): δ= 7.5187 (3.7); 7.3605 (1.4); 7.3499 (0.6); 7.3103 (3.2); 7.2599 (652.6); 7.2261 (1.2); 7.2111 (1.2); 7.1957 (1.9); 7.1899 (2.6); 7.1833 (8.3); 7.1776 (16.0); 7.1720 (11.6); 7.1678 (9.3); 7.1633 (12.1); 7.1610 (11.6); 7.1578 (15.5); 7.1521 (8.2); 7.1456 (2.6); 7.1397 (1.8); 6.9958 (3.6); 6.9153 (2.0); 6.9096 (3.9);</p>

<p>6.9059 (4.0); 6.9002 (2.1); 6.8936 (4.3); 6.8879 (7.7); 6.8843 (7.8); 6.8785 (3.9); 6.8720 (2.5); 6.8663 (3.9); 6.8625 (3.9); 6.8569 (1.7); 6.7382 (2.9); 6.7194 (5.0); 6.7019 (3.0); 6.2089 (6.3); 6.1941 (6.4); 6.1821 (7.1); 6.1660 (9.5); 6.1509 (7.8); 6.1390 (7.7); 6.1242 (7.8); 5.9475 (8.3); 5.9437 (5.6); 5.9417 (5.5); 5.9392 (6.3); 5.9336 (10.2); 5.9298 (6.7); 5.8412 (3.9); 5.8355 (7.3); 5.8296 (4.4); 5.8215 (5.7); 5.8159 (3.1); 5.8027 (3.7); 5.7969 (6.8); 5.7910 (4.2); 5.7830 (5.6); 5.7772 (3.1); 5.5543 (10.7); 5.5528 (10.7); 5.5471 (11.4); 5.5457 (11.2); 5.5111 (9.3); 5.5097 (9.2); 5.5039 (9.8); 5.5026 (9.5); 5.3497 (11.0); 5.3473 (11.4); 5.3230 (10.2); 5.3206 (10.7); 5.1241 (2.4); 5.1086 (4.1); 5.1031 (4.4); 5.0989 (4.4); 5.0942 (4.0); 4.0926 (4.1); 4.0348 (1.6); 4.0201 (4.6); 4.0090 (5.3); 3.9957 (5.9); 3.9878 (7.3); 3.9823 (4.8); 3.9716 (7.5); 3.9639 (14.1); 3.9558 (4.9); 3.9459 (16.0); 3.9348 (2.0); 3.9278 (2.1); 3.9208 (13.4); 3.9028 (13.1); 3.8899 (1.8); 3.8772 (3.1); 3.8650 (3.2); 3.8566 (3.0); 3.8434 (4.4); 3.8325 (4.4); 3.7073 (2.0); 3.6934 (4.7); 3.6778 (4.8); 3.6612 (3.7); 3.6440 (2.8); 3.6322 (1.3); 3.3306 (13.5); 3.3279 (13.3); 3.2874 (11.9); 3.2848 (11.8); 2.6995 (2.8); 2.6861 (2.8); 2.6784 (5.1); 2.6650 (8.4); 2.6569 (3.5); 2.6515 (3.6); 2.6436 (8.1); 2.6302 (5.4); 2.6222 (3.1); 2.6089 (2.9); 2.0046 (1.0); 1.8846 (5.6); 1.8748 (6.1); 1.8631 (6.7); 1.8535 (8.4); 1.8501 (8.3); 1.8395 (13.3); 1.8281 (15.5); 1.8167 (11.3); 1.8035 (7.8); 1.7940 (6.0); 1.7819 (4.5); 1.7721 (4.2); 1.7611 (3.8); 1.7479 (8.7); 1.7340 (11.2); 1.7225 (9.7); 1.7114 (5.2); 1.7004 (3.5); 1.6879 (1.5); 1.5844 (1.1); 1.5413 (1.6); 1.2541 (1.3); 0.9018 (0.8); 0.8971 (0.8); 0.8813 (0.8); 0.1462 (1.3); 0.1005 (0.8); 0.0503 (1.7); 0.0079 (12.1); -0.0002 (388.3); -0.0085 (15.0); -0.0339 (0.9); -0.0491 (0.9); -0.0992 (0.6); -0.1494 (1.3)</p>
<p>II-30: ¹H-NMR(400.0 MHz, CDCl₃): δ= 7.6666 (2.3); 7.6446 (2.3); 7.5963 (2.3); 7.5743 (2.4); 7.5192 (2.0); 7.3107 (0.6); 7.2914 (0.7); 7.2604 (343.8); 7.2157 (0.8); 7.2101 (1.6); 7.2043 (1.3); 7.1978 (7.4); 7.1921 (9.5); 7.1890 (5.5); 7.1797 (11.0); 7.1777 (12.6); 7.1740 (12.6); 7.1721 (11.4); 7.1628 (5.4); 7.1597 (9.5); 7.1540 (7.4); 7.1477 (1.3); 7.1419 (1.2); 7.1364 (0.5); 6.9963 (2.0); 6.8848 (3.1); 6.8791 (5.5); 6.8733 (3.0); 6.8631 (6.2); 6.8573 (10.9); 6.8515 (5.6); 6.8413 (3.2); 6.8356 (5.4); 6.8298 (2.7); 6.2128 (5.9); 6.1975 (5.9); 6.1860 (6.6); 6.1702 (10.7); 6.1544 (7.0); 6.1429 (7.3); 6.1276 (7.1); 5.9028 (2.5); 5.8997 (2.6); 5.8889 (7.2); 5.8859 (7.8); 5.8827 (7.7); 5.8797 (7.0); 5.8751 (4.8); 5.8720 (4.5); 5.8689 (4.2); 5.8622 (4.5); 5.8572 (6.9); 5.8520 (4.1); 5.8434 (3.6); 5.8382 (2.3); 5.8097 (3.5); 5.8043 (6.1); 5.7987 (3.9); 5.7905 (4.5); 5.7852 (2.6); 5.5871 (10.0); 5.5855 (9.8); 5.5475 (10.5); 5.5457 (11.8); 5.5441 (10.9); 5.5425 (9.3); 5.5044 (8.6); 5.5028 (8.3); 5.3406 (9.5); 5.3393 (8.9); 5.3176 (9.8); 5.3159 (10.7); 5.3141 (10.6); 5.2985 (0.8); 5.2909 (8.6); 5.2894 (8.2); 5.0296 (4.0); 5.0109 (4.1); 4.9894 (1.5); 4.0486 (2.1); 4.0225 (5.5); 4.0178 (6.1); 4.0089 (6.7); 4.0013 (5.9); 3.9916 (5.2); 3.9813 (6.7); 3.9694 (8.4); 3.9605 (6.8); 3.9486 (8.0); 3.9299 (16.0); 3.9274 (15.6); 3.9156 (4.8); 3.9022 (4.3); 3.8871 (15.6); 3.8845 (14.8); 3.7150 (1.8); 3.7031 (2.8); 3.6964 (3.5); 3.6854 (3.1); 3.6634 (2.8); 3.6553 (2.2); 3.3131 (11.6); 3.3053 (11.8); 3.2703 (10.1); 3.2624 (10.4); 2.4455 (2.5); 2.4249 (4.8); 2.4112 (3.4); 2.4048 (4.2); 2.3906 (5.8); 2.3853 (5.2); 2.3710 (4.8); 2.3648 (3.1); 2.3510 (5.5); 2.3305 (2.7); 2.2067 (0.7); 2.0050 (0.7); 1.9770 (2.7); 1.9694 (4.7); 1.9616 (2.7); 1.9421 (4.4); 1.9345 (8.0); 1.9268 (4.6); 1.9074 (2.6); 1.8997 (4.6); 1.8920 (3.3); 1.8683 (3.3); 1.8578 (4.6); 1.8497 (6.2); 1.8375 (7.3); 1.8258 (6.4); 1.8146 (4.0); 1.8011 (2.5); 1.7884 (2.2); 1.7766 (3.7); 1.7636 (6.9); 1.7505 (8.9); 1.7399 (8.8); 1.7294 (6.0); 1.7109 (2.8); 1.6985 (1.2); 1.2556 (1.3); 0.8901 (0.7); 0.8767 (0.9); 0.8612 (0.7); 0.1460 (0.8); 0.0079 (7.0); -0.0002 (201.5); -0.0084 (7.7); -0.1495 (0.7)</p>
<p>II-31: ¹H-NMR(400.0 MHz, CDCl₃): δ= 7.9871 (0.8); 7.5185 (0.8); 7.2596 (134.0); 7.2152 (1.8); 7.2096 (2.4); 7.2054 (1.4); 7.1957 (3.2); 7.1919 (3.0); 7.1901 (2.8); 7.1810 (1.6); 7.1781 (2.3); 7.1724 (1.8); 6.9956 (0.8); 6.9380 (0.6); 6.9339 (1.0); 6.9281 (0.6); 6.9163 (1.2); 6.9122 (1.8); 6.9105 (1.8); 6.9064 (1.0); 6.8947 (0.6); 6.8906 (0.9); 5.9428 (0.6); 5.9387 (0.6); 5.9290 (1.1); 5.9248 (1.6); 5.9086 (1.0); 5.9042 (1.7); 5.8993 (1.6); 5.8939 (0.9); 5.8856 (0.7); 5.8802 (0.5); 5.8422 (0.8); 5.8371 (1.2); 5.8317 (0.8); 5.8233 (0.9); 5.8181 (0.6); 5.2982 (4.1); 5.0733 (0.7); 5.0591 (0.6); 5.0387 (0.8); 4.0583 (0.6); 4.0430 (1.0); 4.0296 (1.8); 4.0192 (2.3); 4.0132 (2.0); 4.0009 (2.5); 3.9945 (2.0); 3.9911 (2.3); 3.9813 (3.2); 3.9574 (0.9); 3.9364 (3.0); 3.8919 (0.6); 3.7561 (0.7); 3.7352 (3.1); 3.7212 (3.3); 3.7107 (1.0); 3.6903 (2.9); 3.6762 (2.9); 3.6611 (0.7); 2.4027 (1.0); 2.3885 (0.6); 2.3823 (0.6); 2.3682 (1.1); 2.3480 (0.6); 2.3305 (1.0); 2.3163 (0.7); 2.3102 (0.6); 2.2960 (1.2); 2.2757 (0.6); 2.0261 (1.1); 2.0209 (0.6); 2.0014 (1.1); 1.9963 (1.1); 1.9914 (1.0); 1.9669 (0.8); 1.9614 (0.5); 1.8777 (0.7); 1.8527 (1.3); 1.8423 (1.6); 1.8323 (1.6); 1.8206 (1.1); 1.8088 (0.7); 1.7962 (0.6); 1.7809 (0.8); 1.7675 (1.8); 1.7541 (2.2); 1.7404 (1.7); 1.7314 (1.3); 1.5465 (16.0); 1.2584 (0.7); 0.8819 (0.6); 0.0080 (2.6); -0.0002 (77.7); -0.0085 (2.7)</p>
<p>II-32: ¹H-NMR(400.0 MHz, CDCl₃): δ= 7.9588 (1.6); 7.9382 (1.0); 7.5190 (0.9); 7.2601 (154.0); 7.2288 (0.6); 7.2162 (3.3); 7.2105 (4.3); 7.2071 (2.4); 7.1987 (4.8); 7.1965 (5.6); 7.1931 (5.4); 7.1910 (5.0); 7.1823 (2.5); 7.1791 (4.1); 7.1735</p>

<p>(3.2); 7.1667 (0.5); 7.1609 (0.5); 6.9960 (0.9); 6.9405 (1.0); 6.9385 (1.1); 6.9348 (1.7); 6.9328 (1.7); 6.9290 (1.0); 6.9189 (2.0); 6.9169 (2.1); 6.9131 (3.4); 6.9111 (3.3); 6.9074 (1.9); 6.9054 (1.7); 6.8973 (1.0); 6.8952 (1.1); 6.8915 (1.7); 6.8895 (1.6); 6.8858 (0.9); 5.9552 (1.1); 5.9486 (1.1); 5.9394 (2.1); 5.9337 (3.1); 5.9201 (1.7); 5.9133 (3.2); 5.9080 (2.7); 5.9027 (1.7); 5.8943 (1.4); 5.8891 (1.0); 5.8490 (1.4); 5.8439 (2.2); 5.8383 (1.6); 5.8301 (1.6); 5.8247 (1.0); 5.2984 (6.4); 5.0944 (0.7); 5.0743 (1.4); 5.0546 (1.2); 5.0382 (1.4); 5.0180 (0.7); 4.0615 (0.7); 4.0419 (3.7); 4.0359 (2.3); 4.0254 (7.5); 4.0188 (4.6); 4.0087 (6.8); 4.0016 (3.5); 3.9863 (5.5); 3.9724 (2.0); 3.9416 (5.1); 3.8390 (0.8); 3.8204 (1.1); 3.8119 (1.4); 3.8017 (1.0); 3.7930 (2.8); 3.7867 (0.8); 3.7752 (2.2); 3.7573 (3.6); 3.7515 (1.6); 3.7387 (3.9); 3.7340 (7.7); 3.7206 (7.3); 3.7137 (2.0); 3.6891 (4.4); 3.6757 (4.2); 2.4277 (1.0); 2.4072 (1.9); 2.3927 (2.4); 2.3869 (1.9); 2.3834 (1.2); 2.3730 (4.6); 2.3666 (2.9); 2.3570 (5.3); 2.3496 (4.5); 2.3461 (2.4); 2.3376 (4.9); 2.3326 (3.1); 2.3290 (2.1); 2.3221 (2.2); 2.3164 (1.8); 2.3023 (2.4); 2.2821 (1.1); 2.0426 (1.4); 2.0362 (2.0); 2.0307 (1.2); 2.0224 (1.2); 2.0169 (2.1); 2.0113 (1.4); 2.0070 (1.1); 2.0015 (1.7); 1.9961 (1.0); 1.9879 (1.0); 1.9823 (1.7); 1.9771 (1.0); 1.5632 (16.0); 1.2845 (0.6); 1.2583 (1.3); 0.8818 (0.8); 0.0080 (2.8); -0.0002 (91.2); -0.0085 (3.2)</p>
<p>II-33: ¹H-NMR(400.0 MHz, CDCl₃): δ= 7.5185 (0.9); 7.4005 (0.5); 7.3769 (0.5); 7.2596 (167.8); 7.2007 (2.6); 7.1906 (2.5); 7.1856 (2.6); 6.9956 (1.2); 6.9574 (0.8); 6.9515 (1.0); 6.9409 (0.9); 6.9368 (1.0); 6.9303 (0.8); 5.9650 (2.2); 5.9409 (1.0); 4.5183 (1.2); 4.1066 (0.9); 4.0005 (0.8); 3.9905 (0.9); 3.9554 (1.2); 3.9453 (1.2); 3.9355 (0.7); 3.7755 (0.8); 3.7672 (1.2); 3.7579 (1.4); 3.7478 (1.3); 3.7309 (0.6); 3.7221 (0.8); 3.7128 (1.0); 3.7027 (0.9); 3.5481 (0.6); 3.5072 (0.5); 3.4930 (1.0); 3.4867 (0.9); 3.4678 (1.6); 3.4559 (1.4); 3.4489 (1.8); 3.4355 (1.6); 3.4310 (1.6); 3.4243 (1.2); 3.4108 (1.7); 3.3970 (1.0); 3.3781 (0.5); 3.3707 (0.6); 3.1249 (3.5); 3.1112 (2.2); 3.1052 (3.5); 3.0988 (2.1); 3.0856 (3.8); 2.6306 (0.5); 2.6036 (0.6); 2.0460 (0.6); 2.0096 (0.5); 1.9419 (3.8); 1.9284 (2.5); 1.9228 (4.8); 1.9165 (2.9); 1.9101 (3.2); 1.9031 (4.2); 1.8841 (2.7); 1.8762 (1.3); 1.8655 (1.3); 1.8568 (1.4); 1.8374 (1.1); 1.8194 (0.7); 1.7260 (1.4); 1.7175 (2.0); 1.7068 (1.7); 1.6931 (1.8); 1.6828 (2.3); 1.6738 (1.7); 1.6152 (1.2); 1.5835 (1.5); 1.5473 (16.0); 1.4023 (0.6); 1.3934 (0.9); 1.3726 (1.4); 1.3641 (2.3); 1.3324 (2.2); 1.3091 (1.0); 1.3010 (1.4); 1.2925 (1.0); 1.2577 (3.0); 1.2096 (0.8); 1.2009 (1.0); 1.1925 (0.7); 1.1716 (1.5); 1.1559 (1.3); 1.1473 (1.6); 1.1253 (2.4); 1.1077 (7.3); 1.0972 (4.4); 1.0891 (14.7); 1.0788 (4.6); 1.0703 (7.4); 1.0602 (2.7); 1.0491 (1.7); 1.0346 (0.6); 0.8799 (1.0); 0.1456 (0.6); 0.0080 (4.4); -0.0002 (125.5); -0.0085 (5.1)</p>
<p>II-34: ¹H-NMR(400.0 MHz, CDCl₃): δ= 7.5189 (0.7); 7.2600 (94.7); 7.2093 (1.5); 7.1962 (2.4); 7.1832 (1.9); 6.9959 (0.6); 6.9475 (0.8); 6.9399 (0.7); 6.9338 (0.9); 6.9299 (0.9); 6.9182 (0.5); 5.9697 (1.0); 5.9183 (2.0); 5.8964 (0.7); 5.2984 (0.5); 3.9522 (1.0); 3.9235 (0.7); 3.9050 (0.9); 3.7625 (1.4); 3.7556 (1.3); 3.7470 (1.1); 3.7370 (0.6); 3.7321 (0.5); 3.7172 (1.0); 3.7106 (0.9); 3.7019 (0.7); 3.3862 (0.5); 3.1389 (0.8); 3.1203 (2.6); 3.1091 (2.8); 3.1022 (2.8); 3.0908 (2.6); 3.0727 (1.0); 2.9561 (2.3); 2.8831 (1.9); 2.5466 (0.5); 1.9957 (0.6); 1.9851 (0.7); 1.9750 (0.6); 1.9592 (0.6); 1.9490 (0.8); 1.9397 (0.6); 1.7717 (4.5); 1.7552 (0.8); 1.7433 (4.0); 1.7262 (4.0); 1.7075 (5.1); 1.7046 (5.6); 1.6981 (7.3); 1.5520 (3.7); 1.4316 (8.8); 1.4132 (16.0); 1.3948 (7.4); 1.2548 (0.6); 0.0080 (3.7); -0.0002 (120.0); -0.0085 (4.5)</p>
<p>II-35: ¹H-NMR(400.0 MHz, CDCl₃): δ= 7.2603 (69.8); 7.2197 (0.7); 7.1951 (2.4); 7.1865 (1.7); 7.1822 (1.9); 6.9548 (0.7); 6.9489 (1.0); 6.9343 (0.8); 6.9298 (1.0); 6.9186 (0.5); 5.9954 (1.0); 5.9521 (0.7); 5.9448 (0.8); 5.9261 (1.4); 5.9092 (0.7); 5.8917 (0.7); 5.2987 (3.3); 4.8485 (0.5); 4.0009 (0.6); 3.9767 (0.9); 3.9558 (0.8); 3.9306 (0.8); 3.9263 (0.5); 3.7658 (1.3); 3.7549 (0.9); 3.7465 (0.9); 3.7384 (1.2); 3.7206 (1.0); 3.7098 (0.7); 3.7014 (0.6); 3.6934 (1.1); 3.6562 (0.8); 3.4420 (1.7); 3.4227 (1.2); 3.1428 (0.7); 3.1246 (1.9); 3.1133 (1.9); 3.1062 (2.0); 3.0950 (2.0); 3.0784 (0.9); 3.0535 (1.2); 3.0030 (0.9); 2.9955 (1.1); 2.9581 (2.9); 2.9420 (0.6); 2.8846 (2.3); 2.0637 (0.9); 2.0471 (1.4); 2.0413 (1.0); 2.0303 (1.7); 2.0241 (1.3); 2.0148 (1.8); 2.0101 (1.4); 1.9980 (1.1); 1.9933 (0.8); 1.9809 (0.7); 1.4320 (1.4); 1.4240 (5.3); 1.4057 (11.0); 1.3873 (5.3); 1.2557 (0.8); 1.1413 (8.1); 1.1308 (9.3); 1.1245 (8.7); 1.1129 (16.0); 1.1076 (13.5); 1.0955 (13.0); 1.0909 (13.1); 1.0804 (4.3); 1.0775 (4.5); 1.0718 (2.9); 1.0684 (2.3); 1.0634 (3.2); 1.0606 (4.0); 1.0549 (2.4); 1.0514 (1.9); 1.0469 (1.5); 1.0437 (1.5); 0.0978 (2.4); 0.0690 (1.4); 0.0648 (0.7); 0.0080 (2.1); -0.0002 (90.0); -0.0085 (3.9)</p>
<p>II-36: ¹H-NMR(400.0 MHz, CDCl₃): δ= 7.2597 (60.0); 7.1944 (1.4); 7.1836 (1.1); 7.1804 (1.2); 7.1749 (1.1); 5.9553 (0.7); 5.9470 (0.5); 5.2984 (13.2); 3.9288 (0.6); 3.9249 (0.7); 3.7660 (13.5); 3.7493 (5.3); 3.7456 (4.2); 3.7369 (3.4); 3.7334 (1.1); 3.7249 (0.8); 3.7116 (0.5); 3.6883 (0.5); 3.1050 (0.8); 3.0919 (0.8); 2.9553 (0.7); 2.8840 (0.5); 1.6105</p>

(1.2); 1.5977 (16.0); 1.5902 (5.8); 1.5697 (3.3); 1.5549 (4.8); 1.5520 (4.4); 1.5482 (4.8); 1.5410 (8.9); 1.4346 (2.8); 1.4163 (5.4); 1.3979 (2.6); 0.0079 (2.6); -0.0002 (76.9); -0.0085 (2.6)
<p>II-37: ¹H-NMR(400.0 MHz, CDCl₃):</p> <p>δ= 7.2612 (34.4); 7.2101 (0.7); 7.2041 (1.4); 7.1963 (1.8); 7.1906 (1.6); 7.1850 (1.8); 7.1800 (1.4); 7.1773 (1.3); 7.1714 (0.6); 6.9448 (0.6); 6.9387 (0.6); 6.9220 (0.7); 6.9161 (0.9); 5.9626 (1.6); 5.9532 (0.7); 5.9488 (0.6); 5.9387 (0.6); 5.9351 (0.6); 5.9076 (1.3); 5.2988 (3.8); 4.6423 (0.5); 4.6306 (0.8); 4.6188 (0.6); 4.5688 (0.6); 4.5114 (1.0); 4.5074 (1.0); 4.4986 (1.0); 4.4946 (1.0); 4.4880 (1.0); 4.4841 (1.0); 4.4752 (1.0); 4.4712 (1.0); 3.9574 (0.6); 3.9388 (0.6); 3.9266 (0.5); 3.9217 (0.7); 3.7660 (7.6); 3.7644 (15.3); 3.7573 (16.0); 3.7542 (6.9); 3.7477 (3.7); 3.7458 (8.0); 3.7389 (4.4); 3.7295 (1.1); 3.7270 (1.1); 3.7224 (1.2); 3.7151 (0.6); 3.6911 (0.7); 3.6846 (0.8); 3.6820 (0.8); 3.6776 (0.7); 3.4105 (0.6); 3.3902 (0.7); 3.1272 (0.6); 3.1090 (1.9); 3.0906 (1.9); 3.0722 (0.7); 2.9559 (2.5); 2.8845 (2.0); 2.8831 (2.1); 2.2519 (0.6); 2.2457 (0.6); 2.2393 (0.6); 2.2331 (0.7); 2.2285 (0.5); 2.2221 (0.6); 2.2158 (0.6); 2.1925 (0.5); 2.1755 (0.6); 2.1582 (0.5); 1.5762 (0.7); 1.4333 (3.8); 1.4151 (7.5); 1.3967 (3.5); 0.9857 (4.8); 0.9755 (5.8); 0.9683 (6.3); 0.9664 (6.6); 0.9580 (7.5); 0.9565 (8.4); 0.9490 (5.6); 0.9429 (3.4); 0.9391 (6.2); 0.9328 (4.8); 0.9261 (3.3); 0.9159 (7.0); 0.9090 (2.2); 0.9049 (2.6); 0.8992 (3.8); 0.8945 (2.0); 0.8877 (2.2); 0.8773 (1.4); 0.0079 (1.2); -0.0002 (43.6); -0.0085 (1.7)</p>
<p>II-38: ¹H-NMR(400.0 MHz, CDCl₃):</p> <p>δ= 7.2595 (87.1); 7.1926 (1.2); 7.1819 (1.1); 7.1740 (0.8); 6.9955 (0.5); 6.9457 (0.5); 6.9245 (0.6); 5.9609 (0.9); 5.9017 (1.2); 5.2982 (16.0); 3.7589 (0.8); 3.7417 (0.7); 3.7339 (0.7); 3.7138 (0.7); 3.6968 (0.5); 1.9468 (0.7); 1.9249 (0.9); 1.7145 (0.7); 1.7042 (0.6); 1.6808 (0.8); 1.6708 (0.6); 1.6131 (2.5); 1.5833 (4.5); 1.5731 (2.0); 1.5418 (5.9); 1.3771 (0.6); 1.3685 (0.8); 1.3352 (0.8); 1.3054 (0.6); 1.2587 (2.4); 1.1672 (0.5); 1.1444 (0.6); 1.1359 (0.7); 1.1072 (0.8); 1.0795 (0.6); 0.8804 (0.8); 0.0079 (1.9); -0.0002 (62.8); -0.0085 (2.3)</p>
<p>II-40: ¹H-NMR(400.0 MHz, CDCl₃):</p> <p>δ= 7.7425 (2.3); 7.7396 (2.7); 7.7366 (1.5); 7.6488 (0.8); 7.6449 (1.1); 7.6427 (1.0); 7.6391 (0.8); 7.6271 (0.8); 7.6231 (1.1); 7.6210 (0.9); 7.6173 (0.8); 7.4992 (0.6); 7.4964 (1.0); 7.4933 (1.1); 7.4903 (1.0); 7.4873 (0.7); 7.4802 (0.6); 7.4775 (1.1); 7.4743 (1.2); 7.4713 (1.0); 7.4683 (0.7); 7.2619 (27.7); 6.7355 (0.6); 5.9963 (0.5); 5.9919 (0.7); 5.9908 (0.7); 5.9865 (0.6); 5.9823 (0.8); 5.9781 (1.0); 5.9769 (1.0); 5.9726 (0.8); 5.9634 (3.5); 5.9094 (0.7); 5.9039 (1.3); 5.8983 (0.7); 5.8956 (0.6); 5.8899 (1.0); 5.8844 (0.5); 5.4066 (0.9); 5.3907 (0.6); 5.2991 (1.6); 5.1520 (0.5); 5.1420 (0.5); 5.1374 (0.6); 5.1318 (0.6); 4.0485 (1.1); 4.0032 (1.5); 3.7811 (3.3); 3.7358 (2.5); 3.5919 (0.6); 3.5862 (0.6); 3.5825 (0.6); 3.5769 (0.7); 3.5702 (0.7); 3.5645 (0.6); 2.6340 (0.5); 2.6216 (0.6); 2.6194 (0.7); 2.6069 (0.6); 2.5989 (0.6); 2.5865 (0.6); 2.0055 (16.0); 1.9990 (0.9); 1.9875 (0.6); 1.9770 (0.6); 1.9741 (0.6); 1.9415 (0.6); 1.5828 (7.5); 1.5727 (7.8); -0.0002 (15.8); -0.0085 (0.7)</p>
<p>II-41: ¹H-NMR(400.0 MHz, CDCl₃):</p> <p>δ= 7.7407 (1.2); 7.7374 (2.3); 7.7334 (2.0); 7.7290 (2.1); 7.7256 (1.2); 7.6722 (0.6); 7.6684 (0.7); 7.6659 (0.8); 7.6640 (0.8); 7.6623 (0.8); 7.6604 (0.7); 7.6579 (0.7); 7.6541 (0.6); 7.6502 (0.7); 7.6464 (0.7); 7.6439 (0.8); 7.6420 (0.8); 7.6403 (0.8); 7.6384 (0.7); 7.6359 (0.6); 7.6321 (0.5); 7.4773 (0.8); 7.4743 (1.0); 7.4715 (1.1); 7.4685 (0.9); 7.4659 (0.6); 7.4583 (0.8); 7.4553 (1.0); 7.4526 (1.1); 7.4494 (0.9); 7.4469 (0.6); 7.2628 (15.9); 5.9653 (0.5); 5.9567 (0.6); 5.9516 (1.0); 5.9467 (0.7); 5.9293 (0.7); 5.9267 (0.8); 5.9233 (0.8); 5.9205 (0.8); 5.9128 (0.5); 5.9058 (3.5); 5.9034 (3.2); 5.6381 (1.1); 5.2995 (16.0); 4.0136 (1.0); 4.0109 (0.9); 3.9685 (1.4); 3.9659 (1.3); 3.7672 (2.0); 3.7580 (1.7); 3.7221 (1.5); 3.7128 (1.3); 3.3100 (0.8); 3.3052 (0.8); 3.2894 (0.8); 2.4646 (0.6); 2.4297 (0.7); 2.4059 (0.8); 2.3710 (0.8); 2.1701 (0.6); 1.9317 (0.9); 1.9246 (0.9); 1.8968 (0.8); 1.8897 (0.8); 1.6175 (5.1); 1.6139 (5.2); 1.5878 (5.4); 1.5809 (5.5); -0.0002 (9.1)</p>
<p>II-42: ¹H-NMR(400.0 MHz, CDCl₃):</p> <p>δ= 7.5941 (2.1); 7.5730 (2.1); 7.2603 (74.4); 7.2459 (0.7); 7.2400 (1.2); 7.2341 (1.0); 7.2273 (6.2); 7.2216 (7.6); 7.2185 (4.6); 7.2110 (4.7); 7.2079 (7.6); 7.2022 (6.3); 7.1953 (1.1); 7.1894 (1.2); 7.1836 (0.6); 6.9586 (1.6); 6.9528 (2.8); 6.9470 (1.5); 6.9369 (3.2); 6.9312 (5.5); 6.9254 (2.8); 6.9153 (1.8); 6.9095 (3.0); 6.9036 (4.9); 6.8972 (3.9); 6.8898 (4.2); 6.8850 (4.1); 6.6724 (2.8); 6.6687 (3.0); 6.6643 (3.1); 6.6601 (4.3); 6.6555 (2.8); 6.6511 (2.6); 6.6474 (2.4); 5.9795 (2.5); 5.9727 (2.7); 5.9657 (3.8); 5.9609 (3.8); 5.9160 (3.3); 5.9105 (5.4); 5.9048 (3.5); 5.8968 (3.7); 5.8913 (2.2); 5.2985 (16.0); 5.2861 (1.0); 5.0450 (1.5); 5.0247 (2.9); 5.0046 (1.5); 4.5206 (1.2); 4.5149 (3.0); 4.5091 (3.0); 4.5017 (1.9); 4.4947 (3.0); 4.4889 (2.9); 4.4833 (1.2); 4.0017 (4.7); 3.9567 (6.7); 3.7501 (11.3); 3.7051 (8.2); 3.4874 (3.4); 3.4832 (4.6); 3.4814 (5.0); 3.4795 (4.6); 3.4753 (3.4); 2.3485 (3.8); 2.3455 (3.8); 2.3411 (2.3); 2.3278 (7.0); 2.3233 (5.9); 2.3192 (3.6); 2.3134 (3.1); 2.3076 (2.4); 2.2930 (4.7); 2.2726 (2.3); 2.2592 (3.8);</p>

2.2556 (6.5); 2.2520 (3.9); 2.2372 (2.4); 2.2335 (4.1); 2.2300 (2.4); 2.0052 (2.5); 1.9996 (4.3); 1.9941 (2.5); 1.9702 (2.0); 1.9647 (3.5); 1.9591 (2.1); 0.0079 (2.1); -0.0002 (62.8); -0.0085 (2.3)

II-43: ¹H-NMR(400.0 MHz, CDCl₃):

δ= 7.4903 (0.7); 7.4824 (0.8); 7.4721 (0.8); 7.4638 (0.7); 7.2611 (54.2); 7.1986 (1.6); 7.1928 (1.8); 7.1896 (1.5); 7.1854 (2.3); 7.1822 (2.5); 7.1794 (3.6); 7.1735 (2.1); 7.1696 (1.8); 7.1660 (2.4); 7.1603 (1.8); 6.9359 (0.6); 6.9304 (0.9); 6.9250 (0.8); 6.9195 (0.6); 6.9143 (1.1); 6.9088 (1.8); 6.9034 (1.6); 6.8978 (0.8); 6.8927 (0.6); 6.8872 (0.9); 6.8818 (0.8); 6.0096 (1.8); 6.0013 (1.0); 5.9970 (1.3); 5.9922 (1.6); 5.9874 (1.4); 5.9825 (1.3); 5.9776 (0.8); 5.9581 (1.0); 5.9529 (1.8); 5.9504 (1.3); 5.9449 (1.9); 5.9392 (1.6); 5.9337 (0.8); 5.9311 (1.0); 5.9256 (0.5); 5.2990 (7.0); 4.8212 (0.7); 4.8165 (0.7); 4.8091 (0.7); 4.8037 (0.7); 4.4992 (1.5); 4.4671 (1.7); 4.4609 (2.8); 4.4295 (3.0); 4.4156 (1.9); 4.4056 (1.2); 4.4014 (1.1); 4.3862 (2.9); 4.3594 (3.0); 4.3479 (1.6); 4.3218 (1.6); 4.0736 (1.9); 4.0649 (2.0); 4.0437 (2.9); 4.0348 (2.8); 4.0140 (0.7); 3.9266 (2.6); 3.9160 (0.9); 3.9114 (2.4); 3.8965 (1.8); 3.8861 (0.6); 3.8814 (1.7); 3.8051 (4.9); 3.8005 (2.4); 3.7963 (4.9); 3.7797 (16.0); 3.7559 (2.5); 3.7374 (15.5); 3.7325 (2.2); 3.7083 (1.2); 3.6880 (2.3); 3.6128 (0.6); 3.6074 (0.7); 3.6010 (0.8); 3.5958 (0.9); 3.5904 (0.9); 3.5846 (0.7); 3.5783 (0.7); 3.5445 (0.7); 3.5395 (2.2); 3.5204 (0.6); 3.5116 (2.0); 3.5002 (0.5); 3.4950 (1.4); 3.4669 (1.5); 2.7727 (0.8); 2.7596 (0.6); 2.7495 (0.6); 2.7439 (0.8); 2.7363 (0.9); 2.7307 (0.7); 2.7208 (0.6); 2.7131 (0.6); 2.7075 (0.9); 2.6843 (0.5); 2.1611 (0.8); 2.1245 (0.8); 2.1203 (0.7); 2.1123 (0.6); 2.1080 (0.8); 2.0715 (0.7); 1.2556 (0.5); 0.0079 (1.0); -0.0002 (30.6); -0.0085 (1.0)

II-44: ¹H-NMR(400.0 MHz, CDCl₃):

δ= 7.9734 (5.0); 7.8730 (2.4); 7.8707 (2.7); 7.8662 (1.8); 7.8532 (2.6); 7.8509 (3.0); 7.8464 (1.8); 7.7827 (2.6); 7.7792 (2.8); 7.7763 (1.5); 7.7632 (3.2); 7.7597 (3.4); 7.7568 (1.8); 7.6099 (2.3); 7.5901 (3.8); 7.5705 (1.7); 7.5181 (0.6); 7.2593 (103.2); 6.9953 (0.5); 6.7782 (0.9); 6.7569 (1.4); 6.7342 (0.7); 5.9912 (1.1); 5.9859 (1.4); 5.9815 (1.4); 5.9773 (1.6); 5.9722 (2.2); 5.9674 (3.6); 5.9641 (8.0); 5.9131 (1.4); 5.9075 (2.6); 5.9020 (1.6); 5.8937 (2.0); 5.8881 (1.1); 5.3761 (1.9); 5.1679 (0.8); 5.1568 (1.1); 5.1473 (1.1); 5.1415 (1.1); 5.1369 (1.2); 5.1317 (1.1); 5.1270 (0.9); 5.1211 (0.6); 5.1169 (0.5); 4.0547 (2.4); 4.0094 (3.3); 3.8011 (7.2); 3.7559 (5.4); 3.6006 (0.8); 3.5948 (0.9); 3.5882 (1.2); 3.5826 (1.3); 3.5790 (1.6); 3.5732 (1.5); 3.5668 (1.6); 3.5607 (1.2); 3.5575 (0.9); 3.5458 (0.7); 2.6516 (0.9); 2.6392 (0.9); 2.6312 (1.0); 2.6188 (1.7); 2.6078 (0.8); 2.6039 (1.2); 2.5959 (1.2); 2.5838 (1.7); 2.5726 (0.7); 2.5634 (0.8); 2.5518 (0.7); 2.0120 (1.0); 2.0018 (1.0); 1.9903 (1.0); 1.9798 (1.2); 1.9770 (1.1); 1.9666 (0.9); 1.9551 (0.9); 1.9445 (1.4); 1.9328 (0.7); 1.9222 (0.7); 1.9092 (0.9); 1.8976 (0.7); 1.8870 (0.6); 1.8757 (0.6); 1.6283 (0.5); 1.5834 (16.0); 1.5719 (15.7); 1.5388 (1.1); 1.2574 (0.8); 1.2397 (0.9); 1.2275 (0.8); 1.1291 (0.7); 1.1071 (0.6); 0.0080 (4.0); -0.0002 (124.2); -0.0084 (4.5)

II-45: ¹H-NMR(400.0 MHz, CDCl₃):

δ= 7.9710 (1.9); 7.9670 (3.2); 7.9628 (3.0); 7.9587 (2.8); 7.9547 (1.8); 7.8978 (1.3); 7.8949 (1.7); 7.8935 (1.6); 7.8909 (2.0); 7.8884 (1.7); 7.8840 (1.2); 7.8780 (1.6); 7.8750 (1.9); 7.8736 (1.9); 7.8710 (2.3); 7.8686 (1.8); 7.8642 (1.3); 7.7642 (1.7); 7.7599 (2.7); 7.7447 (2.2); 7.7407 (3.3); 7.7364 (1.9); 7.6984 (0.7); 7.6770 (0.7); 7.5920 (3.2); 7.5723 (5.0); 7.5526 (2.2); 7.2597 (53.0); 5.9692 (0.7); 5.9640 (1.1); 5.9589 (0.7); 5.9554 (1.2); 5.9503 (1.9); 5.9453 (1.3); 5.9247 (1.3); 5.9219 (1.4); 5.9189 (1.6); 5.9011 (6.6); 5.6102 (1.9); 5.0443 (0.8); 5.0380 (0.8); 5.0181 (0.8); 4.9977 (0.9); 4.0248 (1.7); 4.0204 (1.6); 3.9798 (2.4); 3.9757 (2.2); 3.7858 (4.0); 3.7771 (3.5); 3.7408 (2.8); 3.7321 (2.5); 3.3042 (1.4); 3.2831 (1.6); 2.5012 (0.6); 2.4805 (1.2); 2.4663 (0.8); 2.4597 (0.7); 2.4456 (1.9); 2.4248 (2.0); 2.4106 (0.9); 2.4040 (0.8); 2.3898 (1.5); 2.3691 (0.7); 1.9367 (0.7); 1.9303 (1.7); 1.9238 (1.9); 1.9169 (0.8); 1.9018 (0.6); 1.8953 (1.5); 1.8889 (1.6); 1.8821 (0.7); 1.6171 (10.7); 1.6146 (10.8); 1.5830 (16.0); 0.0080 (2.0); -0.0002 (67.4); -0.0085 (2.3)

II-46: ¹H-NMR(400.0 MHz, CDCl₃):

δ= 7.9420 (2.1); 7.9380 (2.1); 7.8514 (0.7); 7.8487 (1.1); 7.8468 (1.2); 7.8446 (1.0); 7.8423 (0.7); 7.8315 (0.8); 7.8288 (1.2); 7.8270 (1.3); 7.8248 (1.1); 7.8224 (0.7); 7.7281 (0.6); 7.7247 (1.3); 7.7213 (1.3); 7.7180 (0.6); 7.7087 (0.8); 7.7052 (1.6); 7.7019 (1.5); 7.6986 (0.7); 7.5680 (0.9); 7.5667 (1.0); 7.5642 (0.9); 7.5471 (1.6); 7.5445 (1.5); 7.5287 (0.6); 7.5274 (0.7); 7.5249 (0.6); 7.2620 (12.6); 6.7675 (0.7); 6.7470 (0.7); 5.9683 (0.6); 5.9594 (0.7); 5.9543 (1.3); 5.9495 (0.8); 5.9379 (0.8); 5.9339 (1.0); 5.9289 (1.0); 5.9240 (0.7); 5.9201 (0.7); 5.9151 (1.0); 5.9102 (0.8); 5.9063 (0.7); 5.8947 (0.6); 5.8899 (1.1); 5.8847 (0.6); 5.8760 (0.5); 5.3830 (0.6); 5.3638 (0.6); 5.2992 (1.6); 5.0901 (0.5); 5.0850 (0.5); 3.8578 (1.6); 3.8530 (1.4); 3.8145 (1.8); 3.8097 (1.6); 3.5542 (0.6); 3.5485 (0.6); 3.2396 (1.8); 3.2366 (1.8); 3.1962 (1.6); 3.1932 (1.6); 2.5600 (0.5); 2.5393 (0.5); 2.5271 (0.5); 2.5248 (0.6); 1.8574 (0.5); 1.7291 (16.0); 1.7209 (1.5); 1.5788 (8.0); 1.5770 (8.1); 1.5623 (8.6); 1.3049 (0.5); 1.2847 (0.6); -0.0002 (16.2); -0.0085 (0.6)

<p>II-47: $^1\text{H-NMR}$(400.0 MHz, CDCl_3): δ= 7.9338 (1.4); 7.9297 (3.2); 7.9254 (3.4); 7.9213 (1.6); 7.8750 (1.0); 7.8719 (1.2); 7.8680 (1.6); 7.8653 (1.4); 7.8610 (1.0); 7.8551 (1.1); 7.8509 (1.4); 7.8482 (1.9); 7.8454 (1.5); 7.8412 (1.0); 7.7081 (1.7); 7.7048 (2.4); 7.7013 (1.7); 7.6887 (2.2); 7.6852 (3.0); 7.6819 (1.9); 7.5487 (2.5); 7.5291 (4.0); 7.5094 (1.7); 7.3762 (0.6); 7.3639 (0.8); 7.3440 (0.7); 7.2618 (18.6); 5.9352 (0.6); 5.9300 (0.9); 5.9248 (0.6); 5.9215 (0.9); 5.9162 (1.6); 5.9111 (1.0); 5.8870 (1.0); 5.8831 (1.1); 5.8775 (1.0); 5.8733 (0.8); 5.8695 (0.8); 5.8561 (5.6); 5.8509 (1.5); 5.7297 (0.8); 5.7031 (0.9); 5.2991 (2.1); 4.9427 (0.9); 4.9334 (0.9); 4.9215 (0.8); 4.9184 (0.7); 4.9127 (0.7); 3.8297 (3.0); 3.8272 (2.7); 3.7866 (3.4); 3.7841 (3.1); 3.3205 (0.5); 3.3102 (0.7); 3.3073 (0.7); 3.2988 (1.0); 3.2887 (1.1); 3.2753 (0.5); 3.2720 (0.5); 3.2228 (2.5); 3.2129 (2.8); 3.1796 (2.2); 3.1697 (2.4); 2.5579 (0.6); 2.5366 (1.1); 2.5231 (0.8); 2.5158 (0.8); 2.5020 (1.3); 2.4960 (1.1); 2.4821 (0.9); 2.4747 (0.6); 2.4613 (1.1); 2.4400 (0.5); 1.9068 (0.6); 1.8969 (1.0); 1.8871 (0.6); 1.8722 (0.5); 1.8623 (1.0); 1.8525 (0.5); 1.8376 (0.5); 1.8276 (1.0); 1.8176 (0.5); 1.7930 (0.9); 1.7830 (0.5); 1.7269 (14.7); 1.7153 (13.4); 1.6140 (15.8); 1.6121 (16.0); 1.5916 (7.0); 1.5707 (6.8); 0.0079 (0.7); -0.0002 (23.8); -0.0085 (0.9)</p>
<p>II-48: $^1\text{H-NMR}$(400.0 MHz, CDCl_3): δ= 7.5674 (0.6); 7.5434 (1.0); 7.5200 (0.9); 7.2612 (45.9); 7.1974 (0.6); 7.1922 (2.1); 7.1851 (2.9); 7.1821 (2.4); 7.1791 (2.6); 7.1758 (2.4); 7.1725 (2.7); 7.1697 (2.4); 7.1666 (2.9); 7.1655 (2.8); 7.1595 (2.0); 7.1544 (0.6); 6.9151 (0.9); 6.9093 (1.6); 6.9035 (0.8); 6.8934 (1.8); 6.8876 (3.1); 6.8818 (1.6); 6.8717 (0.9); 6.8658 (1.6); 6.8600 (0.8); 5.9417 (0.6); 5.9366 (1.0); 5.9315 (0.6); 5.9279 (1.1); 5.9227 (1.9); 5.9178 (1.3); 5.9003 (1.2); 5.8949 (1.6); 5.8913 (1.3); 5.8864 (0.8); 5.8774 (7.0); 5.8733 (1.8); 5.6760 (1.1); 5.6592 (1.1); 5.2988 (2.3); 4.9670 (1.0); 4.9596 (1.0); 4.9453 (0.9); 4.9419 (0.9); 4.9389 (1.0); 4.0257 (2.0); 4.0116 (2.0); 3.9957 (4.1); 3.9816 (4.7); 3.9474 (6.1); 3.9176 (2.5); 3.6992 (2.2); 3.6931 (2.0); 3.6553 (3.9); 3.6492 (3.6); 3.5539 (3.8); 3.5499 (3.6); 3.5100 (2.2); 3.5059 (2.0); 3.3135 (0.6); 3.3058 (1.0); 3.2991 (0.9); 3.2925 (1.3); 3.2845 (1.2); 3.2781 (0.8); 2.5298 (0.6); 2.5088 (1.2); 2.4951 (0.8); 2.4877 (0.8); 2.4849 (0.8); 2.4741 (1.3); 2.4638 (1.3); 2.4530 (0.7); 2.4501 (0.9); 2.4428 (0.7); 2.4290 (1.4); 2.4080 (0.6); 1.9360 (0.6); 1.9272 (1.1); 1.9185 (0.6); 1.9012 (0.5); 1.8925 (1.0); 1.8835 (1.2); 1.8744 (1.2); 1.8654 (0.6); 1.8485 (0.6); 1.8396 (1.1); 1.8307 (0.6); 1.6082 (15.6); 1.6064 (16.0); 1.5858 (2.5); 1.5757 (8.7); 1.5621 (8.5); 0.0079 (0.8); -0.0002 (26.7); -0.0085 (0.9)</p>
<p>II-49: $^1\text{H-NMR}$(400.0 MHz, CDCl_3): δ= 7.9778 (4.3); 7.9737 (4.2); 7.8872 (2.8); 7.8701 (2.5); 7.8672 (2.8); 7.7779 (2.3); 7.7750 (2.3); 7.7669 (1.2); 7.7584 (2.8); 7.7554 (2.7); 7.6160 (0.7); 7.6090 (1.7); 7.6051 (1.7); 7.5965 (1.3); 7.5893 (2.8); 7.5854 (2.9); 7.5697 (1.2); 7.5656 (1.5); 7.4731 (0.8); 7.4515 (1.4); 7.4290 (0.9); 7.2616 (25.1); 6.0269 (1.0); 6.0096 (2.4); 6.0047 (2.8); 6.0004 (3.6); 5.9959 (2.2); 5.9859 (1.7); 5.9811 (2.3); 5.9759 (1.2); 5.9672 (1.4); 5.9224 (0.8); 5.2999 (8.0); 4.9617 (1.1); 4.4817 (2.7); 4.4438 (5.5); 4.4162 (2.2); 4.4089 (3.6); 4.4006 (1.1); 4.3707 (1.2); 4.3562 (3.0); 4.3187 (1.7); 4.0943 (1.3); 4.0778 (0.6); 4.0611 (1.4); 4.0488 (1.8); 4.0318 (1.0); 4.0158 (1.9); 3.8409 (0.6); 3.8217 (1.6); 3.8066 (5.8); 3.7966 (6.2); 3.7861 (16.0); 3.7759 (1.3); 3.7587 (2.1); 3.7506 (2.3); 3.7426 (14.9); 3.5981 (1.1); 3.5928 (1.0); 3.5749 (1.1); 3.1497 (2.1); 3.0019 (1.7); 2.9853 (1.5); 2.7547 (0.7); 2.7322 (1.0); 2.7186 (0.8); 2.7092 (0.6); 2.6953 (1.2); 2.6714 (1.1); 2.6568 (0.6); 2.6484 (0.6); 2.6346 (1.0); 2.1748 (0.5); 2.1650 (0.9); 2.1545 (0.5); 2.1286 (0.9); 2.1176 (0.9); 2.1065 (0.9); 2.0962 (0.5); 2.0805 (0.6); 2.0701 (1.1); 2.0601 (0.7); 2.0464 (0.9); 2.0084 (1.7); 1.6197 (0.8); 1.2596 (0.6); 0.0079 (1.3); -0.0002 (32.2); -0.0083 (1.1)</p>
<p>II-50: $^1\text{H-NMR}$(400.0 MHz, CDCl_3): δ= 7.9473 (4.8); 7.8521 (2.7); 7.8332 (2.8); 7.7236 (2.6); 7.7056 (3.1); 7.5659 (2.1); 7.5479 (3.1); 7.5297 (1.6); 7.4110 (2.3); 7.2628 (9.6); 5.9575 (3.2); 5.9172 (3.4); 5.3009 (0.6); 4.7708 (1.8); 4.4562 (1.5); 4.4196 (3.3); 4.3636 (3.3); 4.3253 (1.5); 3.8539 (2.5); 3.8102 (3.2); 3.7623 (14.8); 3.5826 (2.0); 3.2448 (3.1); 3.2016 (2.5); 2.7205 (1.3); 2.6847 (1.6); 2.1275 (1.6); 2.0919 (1.5); 1.9501 (0.6); 1.7317 (16.0); 1.5064 (0.7); 1.2571 (3.7); 0.8572 (1.5); -0.0002 (10.9)</p>
<p>II-51: $^1\text{H-NMR}$(400.0 MHz, CDCl_3): δ= 7.9615 (5.2); 7.8558 (3.8); 7.7053 (4.0); 7.5436 (3.6); 7.4247 (3.8); 7.2645 (8.2); 5.9678 (4.4); 5.9162 (4.4); 5.3020 (1.1); 4.7727 (2.8); 4.4788 (1.9); 4.4410 (3.4); 4.3703 (3.5); 3.9090 (2.5); 3.8679 (3.2); 3.7078 (14.1); 3.5852 (3.4); 3.3643 (0.7); 3.2400 (3.1); 3.1968 (2.7); 2.6985 (2.3); 2.0728 (2.5); 1.7380 (16.0); 1.4947 (1.3); 1.2575 (10.2); 0.8679 (4.8); -0.0002 (9.7)</p>
<p>II-52: $^1\text{H-NMR}$(400.0 MHz, CDCl_3): δ= 7.9376 (4.4); 7.8587 (2.3); 7.8381 (2.5); 7.7254 (2.5); 7.7058 (3.0); 7.5681 (2.5); 7.5480 (3.7); 7.5282 (1.7); 7.5193 (1.5); 7.2604 (229.7); 7.1779 (1.6); 6.9963 (1.4); 6.8500 (1.7); 5.9791 (2.0); 5.9229 (1.5); 5.1059 (1.4); 4.3559 (4.3); 4.1853 (0.7); 4.0492 (0.8); 4.0191 (1.3); 3.9349 (1.4); 3.9050 (0.9); 3.8640</p>

(2.6); 3.8205 (3.7); 3.7954 (9.6); 3.6996 (1.4); 3.6862 (2.1); 3.6718 (1.2); 3.5303 (1.2); 3.3670 (3.2); 3.2495 (2.9); 3.2064 (2.6); 2.9122 (0.7); 2.6865 (1.1); 2.6205 (1.4); 2.0075 (1.8); 1.9879 (1.4); 1.7294 (16.0); 1.6024 (5.1); 1.5640 (4.4); 1.2848 (5.7); 1.2556 (15.0); 0.8802 (5.8); 0.1465 (1.1); 0.0078 (13.4); -0.0002 (286.4); -0.0082 (15.4); -0.1497 (1.3)
II-53: ¹ H-NMR(400.0 MHz, CDCl ₃): δ = 7.9380 (4.9); 7.8611 (2.7); 7.8458 (3.1); 7.7251 (2.7); 7.7092 (3.4); 7.5699 (2.2); 7.5514 (3.2); 7.2607 (80.9); 6.8473 (2.0); 5.9782 (3.8); 5.1087 (1.7); 4.3183 (3.6); 3.8732 (2.0); 3.8288 (2.6); 3.7738 (9.7); 3.7004 (1.9); 3.2452 (2.6); 3.2032 (2.2); 2.6199 (1.5); 1.8699 (1.8); 1.7262 (16.0); 1.5647 (3.4); 1.2579 (11.5); 0.8590 (5.2); -0.0002 (102.1); -0.1500 (1.0)
II-54: ¹ H-NMR(400.0 MHz, CDCl ₃): δ = 7.2611 (59.3); 7.1908 (0.5); 7.1825 (2.1); 7.1781 (3.3); 7.1769 (3.1); 7.1726 (3.2); 7.1677 (1.9); 7.1629 (3.3); 7.1586 (3.2); 7.1574 (3.2); 7.1530 (2.0); 6.9392 (0.5); 6.9358 (0.6); 6.9334 (0.9); 6.9301 (1.0); 6.9278 (0.6); 6.9243 (0.5); 6.9175 (1.0); 6.9142 (1.3); 6.9118 (1.9); 6.9085 (1.9); 6.9061 (1.1); 6.9028 (1.0); 6.8959 (0.6); 6.8926 (0.7); 6.8901 (1.0); 6.8869 (1.0); 6.8522 (0.8); 6.8407 (0.9); 6.8320 (0.9); 6.8213 (0.8); 5.9682 (0.6); 5.9634 (0.9); 5.9566 (1.1); 5.9542 (1.7); 5.9495 (3.0); 5.9454 (2.2); 5.9419 (2.6); 5.9385 (3.4); 5.9375 (3.4); 5.9334 (2.6); 5.9236 (0.6); 5.9196 (0.6); 5.9018 (1.2); 5.8964 (2.1); 5.8910 (1.2); 5.8879 (0.8); 5.8825 (1.3); 5.8771 (0.7); 5.3811 (1.4); 5.3699 (1.2); 5.1332 (0.5); 5.1288 (0.8); 5.1240 (0.8); 5.1187 (0.9); 5.1140 (0.9); 5.1083 (1.0); 5.1036 (0.9); 5.0981 (0.9); 5.0935 (0.8); 5.0878 (0.6); 4.0436 (2.5); 4.0261 (2.2); 4.0137 (4.0); 3.9961 (4.0); 3.9362 (3.7); 3.9266 (3.7); 3.9061 (2.0); 3.8966 (2.3); 3.7288 (2.4); 3.7246 (2.2); 3.6847 (3.6); 3.6805 (3.4); 3.5853 (0.6); 3.5795 (0.7); 3.5731 (0.8); 3.5674 (0.8); 3.5633 (1.0); 3.5577 (1.2); 3.5461 (3.7); 3.5391 (1.0); 3.5330 (0.8); 3.5223 (3.5); 3.5019 (1.9); 3.4782 (2.0); 2.6213 (0.7); 2.6090 (0.7); 2.6009 (0.8); 2.5888 (1.2); 2.5863 (1.1); 2.5781 (0.8); 2.5739 (0.9); 2.5690 (0.9); 2.5659 (0.9); 2.5573 (0.9); 2.5543 (1.3); 2.5430 (0.8); 2.5340 (0.7); 2.5224 (0.7); 2.0149 (0.7); 2.0044 (0.7); 1.9930 (0.8); 1.9825 (0.9); 1.9800 (0.8); 1.9694 (0.7); 1.9580 (0.6); 1.9475 (0.6); 1.9160 (0.7); 1.9046 (0.7); 1.8939 (0.7); 1.8821 (1.0); 1.8696 (0.7); 1.8588 (0.6); 1.8475 (0.6); 1.5798 (14.5); 1.5673 (16.0); 0.0079 (1.1); -0.0002 (34.0); -0.0085 (1.2)
II-55: ¹ H-NMR(400.6 MHz, CDCl ₃): δ = 7.8433 (1.2); 7.8393 (2.0); 7.8385 (1.9); 7.8370 (1.9); 7.8346 (1.8); 7.8321 (1.4); 7.8110 (1.4); 7.8075 (2.9); 7.8045 (2.6); 7.8010 (1.2); 7.6898 (1.3); 7.6863 (2.5); 7.6852 (1.8); 7.6826 (1.6); 7.6815 (2.4); 7.6779 (1.1); 7.2634 (13.2); 6.7266 (0.6); 6.7066 (0.6); 5.9660 (0.5); 5.9570 (0.7); 5.9520 (1.4); 5.9476 (0.9); 5.9414 (0.9); 5.9367 (1.2); 5.9326 (0.9); 5.9220 (0.8); 5.9177 (0.9); 5.9164 (0.9); 5.9124 (0.7); 5.8928 (0.7); 5.8876 (1.1); 5.8823 (0.6); 5.8737 (0.6); 5.3904 (0.7); 5.3729 (0.7); 5.3012 (1.8); 3.8426 (1.6); 3.8371 (1.4); 3.7993 (1.8); 3.7938 (1.6); 3.2154 (1.6); 3.2123 (1.7); 3.1721 (1.4); 3.1690 (1.5); 2.5656 (0.8); 2.5451 (0.8); 2.5309 (0.5); 1.8509 (0.6); 1.7308 (16.0); 1.7144 (1.0); 1.5947 (0.9); 1.5795 (8.3); 1.5779 (8.7); 1.5647 (8.5); -0.0002 (16.7); -0.0084 (0.5)
II-56: ¹ H-NMR(400.6 MHz, CDCl ₃): δ = 7.8646 (1.8); 7.8605 (2.7); 7.8560 (3.8); 7.8521 (2.8); 7.8475 (2.2); 7.8043 (2.1); 7.8006 (3.8); 7.7974 (3.5); 7.7941 (4.0); 7.7904 (2.0); 7.6683 (3.6); 7.6644 (4.4); 7.6599 (3.3); 7.3915 (1.0); 7.3709 (1.0); 7.2632 (20.5); 5.9377 (0.6); 5.9325 (1.0); 5.9274 (0.6); 5.9239 (1.0); 5.9187 (1.7); 5.9136 (1.1); 5.8898 (1.0); 5.8861 (1.1); 5.8842 (1.1); 5.8804 (1.0); 5.8763 (0.8); 5.8725 (0.8); 5.8665 (0.8); 5.8583 (6.0); 5.8535 (1.6); 5.7132 (0.9); 5.6836 (0.9); 5.3012 (5.0); 4.9472 (0.9); 4.9388 (0.8); 4.9261 (0.9); 4.9234 (0.8); 4.9178 (0.7); 3.8102 (2.9); 3.8071 (2.8); 3.7672 (3.3); 3.7641 (3.3); 3.3159 (0.5); 3.3086 (0.7); 3.3013 (0.5); 3.2944 (1.0); 3.2874 (1.0); 3.2728 (0.5); 3.1981 (2.7); 3.1869 (2.8); 3.1550 (2.4); 3.1438 (2.5); 2.5344 (0.6); 2.5133 (1.2); 2.4997 (0.8); 2.4918 (1.0); 2.4787 (1.2); 2.4700 (1.1); 2.4568 (1.1); 2.4488 (0.6); 2.4353 (1.2); 2.4142 (0.6); 1.9106 (0.6); 1.9015 (1.1); 1.8923 (0.6); 1.8760 (0.6); 1.8669 (1.0); 1.8579 (0.5); 1.8351 (0.6); 1.8260 (1.0); 1.8168 (0.6); 1.7913 (0.9); 1.7821 (0.5); 1.7294 (15.2); 1.7179 (14.6); 1.7117 (1.2); 1.6999 (0.5); 1.6145 (16.0); 1.5940 (7.6); 1.5766 (7.6); 0.0080 (0.7); -0.0002 (25.9); -0.0085 (0.7)
II-57: ¹ H-NMR(400.6 MHz, CDCl ₃): δ = 7.8503 (1.2); 7.8457 (2.7); 7.8415 (3.1); 7.8368 (1.4); 7.8139 (1.4); 7.8101 (3.4); 7.8063 (3.4); 7.8024 (1.4); 7.6897 (1.3); 7.6860 (2.8); 7.6812 (2.6); 7.6775 (1.3); 7.2631 (20.2); 6.7397 (0.6); 6.7209 (0.7); 6.0096 (0.6); 5.9983 (0.8); 5.9945 (0.8); 5.9844 (1.5); 5.9798 (2.0); 5.9769 (1.6); 5.9749 (1.6); 5.9712 (2.1); 5.9663 (1.5); 5.9605 (0.8); 5.9009 (0.6); 5.8954 (1.1); 5.8900 (0.6); 5.8816 (0.8); 5.1156 (0.5); 5.1103 (0.5); 5.1050 (0.6); 5.1004 (0.5); 4.0504 (2.9); 4.0366 (4.1); 4.0227 (2.8); 3.8464 (1.6); 3.8426 (1.6); 3.8031 (1.8); 3.7993 (1.9); 3.7889 (1.2); 3.7814 (0.5); 3.7749 (1.3); 3.7690 (12.2); 3.7598 (12.0);

3.6643 (0.6); 3.6587 (0.5); 3.2137 (2.7); 3.1704 (2.4); 2.6246 (0.5); 2.6051 (0.6); 2.5933 (0.6); 1.9718 (0.5); 1.8806 (0.6); 1.7334 (16.0); 1.7268 (1.5); 1.7166 (0.9); 0.0080 (0.7); -0.0002 (26.3); -0.0085 (0.8)
II-58: ¹ H-NMR(400.6 MHz, CDCl ₃): δ = 7.8724 (1.6); 7.8684 (2.4); 7.8637 (3.2); 7.8598 (2.3); 7.8550 (1.8); 7.8215 (1.8); 7.8179 (3.1); 7.8140 (2.0); 7.8124 (2.0); 7.8087 (3.1); 7.8050 (1.6); 7.6629 (2.4); 7.6621 (2.3); 7.6583 (3.7); 7.6546 (2.4); 7.6309 (0.6); 7.6183 (0.7); 7.6102 (0.7); 7.5968 (0.6); 7.2646 (15.8); 6.1914 (0.5); 5.9549 (0.5); 5.9461 (0.8); 5.9412 (1.4); 5.9368 (1.0); 5.9288 (1.1); 5.9268 (1.0); 5.9238 (1.0); 5.9211 (0.8); 5.9073 (0.8); 5.8937 (0.8); 5.8908 (0.9); 5.8880 (1.0); 5.8854 (1.0); 5.8737 (0.9); 5.8691 (1.3); 5.8640 (0.8); 5.8552 (0.6); 5.3019 (3.6); 4.9973 (0.7); 4.9895 (0.7); 4.1128 (1.9); 4.1054 (2.0); 4.0997 (2.0); 4.0926 (2.0); 4.0862 (2.7); 4.0733 (2.6); 3.8395 (2.1); 3.8234 (2.2); 3.7965 (2.4); 3.7882 (15.6); 3.7777 (16.0); 3.7630 (0.8); 3.4174 (0.5); 3.4083 (0.7); 3.4037 (0.9); 3.3975 (0.8); 3.3899 (0.6); 3.1884 (2.2); 3.1774 (2.2); 3.1453 (2.0); 3.1344 (1.9); 2.5059 (0.8); 2.4922 (0.6); 2.4713 (0.9); 2.4424 (0.8); 2.4285 (0.6); 2.4078 (0.9); 1.9490 (0.8); 1.9144 (0.7); 1.8723 (0.8); 1.8378 (0.8); 1.7337 (11.7); 1.7184 (11.7); 1.7006 (0.6); 1.6503 (1.0); 0.0080 (0.5); -0.0002 (20.2); -0.0084 (0.6)
II-59: ¹ H-NMR(400.6 MHz, CDCl ₃): δ = 7.8604 (1.2); 7.8564 (2.2); 7.8515 (2.6); 7.8488 (1.7); 7.8448 (2.5); 7.8407 (2.7); 7.8373 (3.1); 7.8336 (1.4); 7.8263 (2.1); 7.8226 (3.6); 7.8188 (2.0); 7.6932 (0.5); 7.6896 (0.7); 7.6865 (2.2); 7.6825 (3.5); 7.6781 (3.0); 7.6739 (1.5); 7.3462 (0.8); 7.3333 (0.8); 7.3274 (0.7); 7.2630 (22.6); 6.0064 (1.7); 5.9941 (0.7); 5.9889 (0.9); 5.9832 (0.8); 5.9803 (0.8); 5.9753 (1.3); 5.9696 (1.2); 5.9639 (1.2); 5.9589 (0.8); 5.9301 (1.3); 5.9247 (2.2); 5.9192 (1.2); 5.9163 (0.8); 5.9107 (1.4); 5.9055 (0.8); 5.3014 (13.1); 4.7960 (0.5); 4.7908 (0.6); 4.7836 (0.6); 4.7786 (0.6); 4.7737 (0.5); 4.4997 (1.5); 4.4771 (1.5); 4.4617 (2.8); 4.4397 (2.8); 4.4179 (1.0); 4.4155 (1.0); 4.4051 (1.1); 4.4015 (1.1); 4.3933 (2.9); 4.3781 (2.9); 4.3553 (1.5); 4.3406 (1.5); 3.8942 (1.7); 3.8505 (2.1); 3.8402 (1.8); 3.8188 (0.7); 3.8049 (4.2); 3.7949 (5.2); 3.7784 (15.8); 3.7520 (0.7); 3.7376 (15.3); 3.6771 (0.7); 3.6058 (0.6); 3.5994 (0.6); 3.5937 (0.7); 3.5883 (0.7); 3.5829 (0.6); 3.5767 (0.6); 3.2350 (0.5); 3.2306 (0.6); 3.2231 (1.9); 3.2152 (1.9); 3.1871 (0.6); 3.1794 (1.7); 3.1714 (1.7); 2.7425 (0.7); 2.7302 (0.9); 2.7179 (0.7); 2.7066 (1.0); 2.6947 (0.8); 2.1242 (0.7); 2.0879 (0.6); 2.0718 (0.7); 2.0354 (0.7); 1.7373 (11.8); 1.7345 (16.0); 1.7209 (0.9); 1.7177 (1.0); 0.0079 (0.7); -0.0002 (29.7); -0.0085 (0.8)
II-60: ¹ H-NMR(400.0 MHz, CDCl ₃): δ = 8.1441 (6.0); 8.1404 (6.6); 8.1340 (6.2); 8.1303 (6.5); 7.9457 (3.9); 7.6763 (1.3); 7.6544 (1.4); 7.2756 (0.6); 7.2643 (13.3); 6.2546 (0.7); 6.1913 (0.7); 5.9576 (0.7); 5.9487 (1.0); 5.9439 (1.7); 5.9398 (1.4); 5.9324 (1.5); 5.9281 (1.4); 5.9089 (0.7); 5.9026 (0.7); 5.8922 (1.2); 5.8886 (1.2); 5.8713 (1.1); 5.8664 (1.5); 5.8616 (1.0); 5.8529 (0.8); 5.8479 (0.6); 5.3016 (10.2); 4.9998 (1.2); 4.1491 (0.7); 4.1310 (1.8); 4.1169 (2.4); 4.1133 (2.6); 4.1067 (2.7); 4.1041 (2.7); 4.0945 (2.9); 4.0858 (4.6); 4.0730 (4.4); 3.9750 (1.6); 3.8752 (2.1); 3.8576 (2.1); 3.8321 (2.3); 3.8145 (2.4); 3.8042 (1.0); 3.7930 (16.0); 3.7847 (15.7); 3.7772 (1.9); 3.4207 (0.8); 3.4060 (1.4); 3.3895 (0.8); 3.2065 (2.3); 3.1934 (2.3); 3.1633 (2.0); 3.1502 (2.0); 2.4898 (0.9); 2.4759 (0.7); 2.4689 (0.6); 2.4549 (1.0); 2.4412 (0.6); 2.4341 (0.6); 2.4204 (0.9); 2.4064 (0.6); 2.3996 (0.6); 2.3857 (1.0); 2.0457 (7.7); 1.9612 (0.6); 1.9545 (1.0); 1.9474 (0.6); 1.9264 (0.6); 1.9199 (0.9); 1.9127 (0.6); 1.8772 (0.6); 1.8705 (1.0); 1.8635 (0.6); 1.8424 (0.5); 1.8359 (0.9); 1.8289 (0.5); 1.7519 (12.0); 1.7363 (11.9); 1.2777 (2.0); 1.2598 (4.1); 1.2420 (2.1); 0.0112 (0.8); 0.0080 (1.0); -0.0002 (17.4); -0.0081 (1.0)
II-61: ¹ H-NMR(400.6 MHz, CDCl ₃): δ = 8.1254 (5.3); 8.1222 (8.0); 8.1187 (5.1); 7.9784 (1.4); 7.9748 (3.5); 7.9712 (3.3); 7.9675 (1.2); 7.2637 (14.2); 6.7054 (0.5); 6.6983 (0.6); 6.6853 (0.6); 6.6776 (0.5); 5.9596 (0.7); 5.9548 (1.5); 5.9506 (1.0); 5.9461 (1.0); 5.9428 (1.6); 5.9379 (1.2); 5.9330 (0.5); 5.9289 (1.0); 5.9242 (1.1); 5.9193 (0.7); 5.8858 (0.6); 5.8805 (1.1); 5.8752 (0.6); 5.8667 (0.7); 5.3937 (0.7); 5.3758 (0.7); 5.3015 (14.2); 5.0945 (0.5); 5.0892 (0.6); 5.0846 (0.6); 3.8853 (1.5); 3.8787 (1.5); 3.8420 (1.7); 3.8353 (1.7); 3.5653 (0.5); 3.5594 (0.6); 3.5542 (0.6); 3.2328 (1.7); 3.2296 (1.7); 3.1895 (1.5); 3.1862 (1.5); 2.5739 (0.5); 2.5365 (0.5); 1.9438 (0.5); 1.8435 (0.6); 1.7481 (16.0); 1.6125 (0.5); 1.5800 (9.0); 1.5650 (8.6); -0.0002 (19.8); -0.0085 (0.6)
II-62: ¹ H-NMR(400.6 MHz, CDCl ₃): δ = 8.1314 (6.8); 8.1277 (7.4); 8.1232 (7.1); 8.1194 (7.4); 7.9555 (2.9); 7.9518 (5.3); 7.9481 (2.8); 7.4298 (0.6); 7.4197 (0.7); 7.4083 (0.8); 7.3992 (0.7); 7.2644 (15.4); 5.9439 (0.6); 5.9388 (0.9); 5.9338 (0.6); 5.9302 (0.9); 5.9250 (1.5); 5.9200 (1.0); 5.8953 (0.8); 5.8918 (1.0); 5.8895 (1.0); 5.8860 (1.0); 5.8783 (0.9); 5.8722 (0.7); 5.8598 (4.2); 5.8539 (1.2); 5.6768 (1.4); 5.3019 (16.0); 4.9537 (0.8); 4.9457 (0.7); 4.9344 (0.8); 4.9281 (0.6); 3.9831 (0.6); 3.9814 (0.6); 3.9773 (1.9); 3.8480 (2.2); 3.8419 (2.4); 3.8049

(2.5); 3.7989 (2.6); 3.3096 (0.6); 3.3065 (0.5); 3.2934 (1.0); 3.2885 (1.0); 3.2802 (0.6); 3.2722 (0.6); 3.2158 (2.4); 3.2028 (2.3); 3.1727 (2.1); 3.1597 (2.0); 2.4928 (0.9); 2.4791 (0.6); 2.4719 (0.5); 2.4628 (0.6); 2.4582 (1.0); 2.4418 (1.0); 2.4374 (0.6); 2.4281 (0.6); 2.4208 (0.6); 2.4071 (1.0); 1.9095 (0.9); 1.8749 (0.8); 1.8272 (1.0); 1.8188 (0.5); 1.7925 (0.9); 1.7841 (0.6); 1.7469 (12.8); 1.7353 (12.8); 1.6183 (13.5); 1.6165 (14.0); 1.5898 (7.1); 1.5823 (7.6); 1.5643 (0.9); 0.0079 (0.5); -0.0002 (20.7); -0.0085 (0.6)
II-63: ¹ H-NMR(400.6 MHz, CDCl ₃): δ = 8.1537 (1.8); 8.1499 (1.9); 8.1461 (0.5); 8.1424 (0.6); 8.1383 (1.9); 8.1346 (1.9); 7.9725 (0.6); 7.9691 (1.2); 7.9658 (1.2); 7.9623 (0.5); 7.2618 (10.4); 5.9727 (0.5); 5.9352 (0.5); 5.9332 (0.5); 5.3011 (16.0); 4.4548 (0.9); 4.4481 (0.8); 4.4143 (0.9); 4.3766 (1.1); 3.8936 (0.6); 3.8751 (0.5); 3.8315 (0.6); 3.8056 (1.1); 3.7947 (1.2); 3.7910 (4.5); 3.7613 (4.6); 3.2406 (0.5); 3.2271 (0.5); 1.7520 (4.8); -0.0002 (13.6)

Analytical data of Examples III-01 – III-28 (see Table 1.1)

III-01: ¹ H-NMR(400.0 MHz, CDCl ₃): δ = 7.5186 (1.1); 7.4156 (0.6); 7.3960 (2.5); 7.3913 (2.0); 7.3836 (4.1); 7.3791 (4.3); 7.3763 (4.7); 7.3703 (4.9); 7.3680 (5.6); 7.2597 (200.4); 7.1603 (0.9); 7.1543 (1.3); 7.1497 (0.8); 7.1422 (1.0); 7.1393 (1.1); 7.1356 (1.2); 7.1307 (1.4); 7.1252 (1.2); 7.1171 (1.2); 7.1095 (0.7); 7.0532 (1.0); 7.0352 (1.0); 6.9957 (1.1); 6.8617 (1.1); 6.8568 (1.5); 6.8351 (1.1); 6.8299 (1.5); 6.8250 (1.1); 4.6414 (0.8); 4.6310 (1.2); 4.6214 (1.4); 4.6113 (1.4); 4.6017 (1.1); 4.5913 (0.7); 3.8286 (2.7); 3.8202 (2.6); 3.7853 (3.1); 3.7769 (3.1); 3.2432 (2.9); 3.2356 (3.0); 3.1999 (2.5); 3.1923 (2.6); 3.0747 (0.7); 3.0638 (0.6); 3.0417 (1.2); 3.0363 (0.9); 3.0216 (1.0); 3.0066 (0.9); 2.9932 (1.0); 2.9875 (1.0); 2.5412 (0.6); 2.5369 (0.6); 2.5311 (0.6); 2.4989 (0.9); 2.4934 (1.0); 2.4694 (0.6); 2.4543 (0.8); 2.4329 (0.6); 2.4266 (0.7); 2.4156 (0.8); 2.3569 (0.6); 1.7191 (16.0); 1.7118 (15.6); 1.2555 (1.5); 0.0080 (2.1); -0.0002 (67.7); -0.0084 (2.2)
III-02: ¹ H-NMR(400.0 MHz, CDCl ₃): δ = 7.5187 (1.0); 7.3959 (2.4); 7.3914 (2.0); 7.3835 (4.0); 7.3790 (4.3); 7.3763 (4.9); 7.3703 (5.1); 7.3680 (5.7); 7.2598 (180.1); 7.2100 (0.5); 7.1603 (1.0); 7.1542 (1.3); 7.1496 (0.9); 7.1423 (1.1); 7.1392 (1.1); 7.1356 (1.3); 7.1309 (1.5); 7.1252 (1.3); 7.1170 (1.2); 7.1096 (0.8); 7.0523 (1.0); 7.0406 (1.1); 6.9957 (1.1); 6.8622 (1.1); 6.8570 (1.5); 6.8359 (1.1); 6.8305 (1.5); 6.8255 (1.1); 4.6414 (0.7); 4.6309 (1.2); 4.6215 (1.4); 4.6111 (1.4); 4.6017 (1.1); 4.5913 (0.7); 3.8289 (2.7); 3.8206 (2.6); 3.7856 (3.0); 3.7773 (3.1); 3.2433 (2.9); 3.2357 (2.8); 3.2000 (2.6); 3.1924 (2.6); 3.0626 (0.6); 3.0412 (1.2); 3.0355 (1.0); 3.0209 (0.9); 3.0063 (0.9); 2.9931 (1.0); 2.9868 (1.0); 2.9589 (0.5); 2.9342 (0.5); 2.5463 (0.5); 2.5412 (0.6); 2.5360 (0.6); 2.4987 (0.9); 2.4930 (1.1); 2.4691 (0.7); 2.4641 (0.6); 2.4339 (0.7); 2.4264 (0.7); 2.4157 (0.8); 2.3623 (0.5); 1.7191 (15.6); 1.7118 (16.0); 1.4468 (1.4); 1.4318 (0.6); 1.2553 (1.4); 1.2433 (0.5); 0.0079 (1.9); -0.0002 (62.7); -0.0085 (2.2)
III-03: ¹ H-NMR(400.0 MHz, d ₆ -DMSO): δ = 8.3222 (1.1); 8.3041 (1.1); 7.5252 (2.2); 7.5160 (2.8); 7.4971 (1.8); 7.4908 (1.2); 7.4652 (1.0); 7.4619 (0.8); 7.3384 (0.7); 7.3307 (0.7); 7.3232 (1.0); 7.3175 (0.8); 7.3124 (0.5); 7.2993 (0.6); 6.6795 (0.9); 6.6747 (1.3); 6.6686 (1.0); 6.6634 (0.7); 6.6572 (0.9); 6.6524 (0.5); 4.4258 (0.7); 4.4053 (0.7); 3.7794 (2.4); 3.7356 (2.8); 3.6626 (9.0); 3.6449 (16.0); 3.3703 (2.7); 3.3584 (0.7); 3.3264 (3.1); 3.3086 (119.5); 2.7817 (0.8); 2.7606 (0.8); 2.7449 (0.6); 2.7241 (0.5); 2.6741 (0.8); 2.6695 (1.1); 2.6649 (0.8); 2.5502 (1.1); 2.5229 (5.4); 2.5182 (7.3); 2.5095 (63.0); 2.5050 (127.5); 2.5004 (173.8); 2.4958 (120.3); 2.4913 (55.7); 2.4646 (1.2); 2.4616 (1.3); 2.4559 (1.0); 2.4480 (0.7); 2.4420 (0.6); 2.4195 (0.5); 2.4141 (0.6); 2.4072 (0.6); 2.3319 (0.8); 2.3271 (1.1); 2.3226 (0.8); 1.5450 (7.2); 1.5404 (11.0); 0.0080 (1.1); -0.0002 (32.1); -0.0085 (1.0)
III-04: ¹ H-NMR(400.0 MHz, d ₆ -DMSO): δ = 8.3218 (1.0); 8.3041 (1.0); 7.5155 (2.3); 7.4952 (1.5); 7.4647 (1.0); 7.3157 (0.9); 6.6572 (1.6); 3.7787 (2.1); 3.7345 (2.5); 3.6625 (16.0); 3.6449 (4.4); 3.3694 (2.3); 3.3251 (2.5); 3.3088 (186.6); 2.7615 (0.8); 2.6694 (1.2); 2.5228 (4.6); 2.5182 (6.4); 2.5094 (83.3); 2.5049 (176.8); 2.5003 (247.5); 2.4957 (172.4); 2.4912 (79.4); 2.3269 (1.5); 1.5449 (10.8); 0.0080 (1.4); -0.0002 (39.9); -0.0086 (1.2)
III-05: ¹ H-NMR(400.0 MHz, CDCl ₃): δ = 7.5184 (4.3); 7.3764 (4.6); 7.3675 (5.2); 7.2595 (761.0); 7.1539 (1.5); 7.1301 (1.6); 7.1245 (1.3); 6.9955 (4.7); 6.7228 (2.0); 6.6957 (1.5); 4.6043 (1.3); 4.5942 (1.5); 4.5845 (1.6); 4.5746 (1.6); 4.5644 (1.0); 4.2408 (1.1); 4.2225 (3.3); 4.2025 (3.9); 4.1843 (3.5); 4.1654 (1.2); 3.8201 (2.6); 3.8148 (2.7); 3.7771 (2.8); 3.7714 (3.3); 3.2355 (3.0); 3.2287 (2.7); 3.1921 (2.7); 3.1855 (2.4); 3.0062 (1.2); 2.9651 (1.2); 2.4446 (1.5); 2.4053 (1.2); 1.7137 (13.9); 1.7055 (16.0); 1.5332 (206.1); 1.3216 (4.4); 1.3036 (9.3);

1.3008 (6.2); 1.2857 (5.3); 1.2829 (11.2); 1.2651 (5.3); 0.1462 (1.3); 0.0080 (9.1); -0.0002 (261.5); -0.0085 (7.0); -0.1492 (1.1)
III-06: 1H-NMR(400.0 MHz, CDCl ₃): δ = 7.5184 (1.5); 7.3955 (2.5); 7.3833 (2.2); 7.3764 (4.2); 7.3723 (4.1); 7.3677 (4.9); 7.3656 (4.5); 7.2880 (0.6); 7.2596 (271.7); 7.1591 (0.8); 7.1535 (1.1); 7.1488 (0.8); 7.1299 (1.5); 7.1241 (0.9); 7.1160 (0.8); 7.1084 (0.6); 7.0045 (0.9); 6.9956 (2.2); 6.9860 (1.0); 6.7229 (1.6); 6.7009 (1.0); 6.6955 (1.4); 6.6904 (1.0); 4.6143 (0.8); 4.6044 (1.3); 4.5945 (1.7); 4.5845 (1.6); 4.5746 (1.4); 4.5645 (0.8); 4.2404 (1.0); 4.2226 (3.3); 4.2047 (3.7); 4.2025 (3.5); 4.1843 (3.3); 4.1663 (1.0); 3.8203 (2.5); 3.8148 (2.8); 3.7770 (2.8); 3.7715 (3.3); 3.2353 (3.0); 3.2286 (2.7); 3.1920 (2.6); 3.1853 (2.4); 3.0311 (0.6); 3.0258 (0.8); 3.0205 (0.7); 3.0112 (0.9); 3.0067 (1.1); 3.0011 (0.8); 2.9838 (0.6); 2.9790 (0.6); 2.9595 (1.1); 2.9461 (0.6); 2.9410 (0.7); 2.5163 (0.6); 2.5110 (0.6); 2.4684 (0.5); 2.4447 (1.2); 2.4055 (0.8); 2.3952 (1.0); 2.3892 (0.6); 2.3562 (0.6); 1.7137 (14.1); 1.7055 (16.0); 1.5347 (49.7); 1.3214 (4.5); 1.3036 (9.7); 1.3007 (5.9); 1.2857 (5.2); 1.2828 (11.0); 1.2650 (5.1); 1.2547 (0.7); 0.0080 (3.2); -0.0002 (101.2); -0.0085 (3.2)
III-07: 1H-NMR(400.0 MHz, CDCl ₃): δ = 7.2618 (43.0); 7.1694 (2.0); 7.1666 (2.9); 7.1637 (3.3); 7.1609 (3.2); 7.1497 (3.1); 7.1469 (3.2); 7.1440 (2.9); 7.1412 (2.0); 6.9655 (1.0); 6.9465 (1.0); 6.9114 (0.6); 6.9094 (0.6); 6.9056 (1.0); 6.9036 (1.0); 6.8999 (0.6); 6.8979 (0.5); 6.8897 (1.1); 6.8876 (1.1); 6.8839 (1.9); 6.8819 (1.8); 6.8781 (1.0); 6.8761 (1.0); 6.8680 (0.6); 6.8659 (0.6); 6.8622 (0.9); 6.8602 (0.9); 6.7281 (0.9); 6.7233 (1.5); 6.7192 (1.0); 6.7033 (1.1); 6.6983 (1.4); 6.6930 (1.1); 5.2988 (5.2); 4.6136 (0.8); 4.6037 (1.4); 4.5937 (1.7); 4.5838 (1.7); 4.5737 (1.4); 4.5638 (0.8); 4.2409 (1.1); 4.2232 (4.4); 4.2053 (6.6); 4.1873 (4.3); 4.1693 (1.1); 3.7912 (2.8); 3.7863 (2.8); 3.7480 (3.2); 3.7431 (3.2); 3.2021 (2.8); 3.1958 (3.0); 3.1588 (2.5); 3.1525 (2.6); 3.0337 (0.7); 3.0286 (0.9); 3.0232 (0.7); 3.0193 (0.7); 3.0142 (0.9); 3.0090 (1.1); 3.0039 (0.7); 2.9994 (0.5); 2.9905 (0.6); 2.9874 (0.6); 2.9820 (0.6); 2.9724 (0.5); 2.9671 (1.1); 2.9620 (1.1); 2.9547 (0.6); 2.9481 (0.7); 2.9426 (0.6); 2.5214 (0.5); 2.5161 (0.7); 2.5113 (0.7); 2.5060 (0.5); 2.4737 (0.6); 2.4689 (0.6); 2.4521 (0.6); 2.4449 (1.1); 2.4419 (0.9); 2.4345 (0.9); 2.4053 (0.7); 2.3992 (0.9); 2.3952 (0.9); 2.3891 (0.6); 2.3625 (0.6); 2.3567 (0.6); 2.3156 (0.5); 2.3097 (0.5); 1.7241 (0.6); 1.7143 (16.0); 1.7063 (15.7); 1.5698 (2.4); 1.3216 (5.5); 1.3037 (15.2); 1.2855 (14.9); 1.2675 (5.3); 0.0079 (0.7); -0.0002 (23.7); -0.0085 (0.9)
III-08: 1H-NMR(400.0 MHz, CDCl ₃): δ = 7.2600 (56.1); 7.1756 (2.2); 7.1721 (2.8); 7.1563 (2.8); 7.1526 (2.3); 6.9242 (0.9); 6.9084 (1.6); 6.8944 (1.1); 6.8923 (1.2); 6.8886 (1.7); 6.8867 (1.6); 6.8829 (1.0); 6.8709 (0.5); 6.8668 (0.8); 6.7312 (1.0); 6.7251 (1.2); 6.7208 (1.3); 6.7149 (1.2); 6.7095 (1.3); 6.7042 (1.0); 6.1885 (1.1); 6.1805 (1.1); 6.1617 (1.2); 6.1537 (1.2); 6.1454 (1.4); 6.1373 (1.3); 6.1186 (1.4); 6.1106 (1.4); 5.5461 (2.2); 5.5402 (2.2); 5.5030 (1.9); 5.4971 (1.8); 5.3537 (2.0); 5.3434 (2.0); 5.3268 (1.9); 5.3166 (1.8); 4.6304 (0.5); 4.6202 (0.9); 4.6085 (1.0); 4.6001 (1.0); 4.5886 (1.0); 4.5784 (0.6); 3.9363 (2.1); 3.9267 (2.2); 3.8934 (2.3); 3.8836 (2.5); 3.7539 (15.2); 3.7418 (16.0); 3.3321 (2.3); 3.3251 (2.3); 3.2890 (2.0); 3.2820 (2.0); 3.0327 (0.6); 3.0276 (0.6); 3.0226 (0.7); 3.0172 (0.6); 3.0124 (0.9); 3.0070 (0.9); 2.9945 (0.7); 2.9738 (0.7); 2.9638 (0.8); 2.9590 (0.7); 2.9531 (0.6); 2.5042 (0.6); 2.4991 (0.6); 2.4741 (0.6); 2.4672 (0.7); 2.4566 (0.6); 2.4336 (1.0); 2.4268 (0.9); 2.4234 (1.0); 2.3890 (0.8); 1.5747 (2.1); 0.0079 (1.4); -0.0002 (40.7); -0.0084 (1.8)
III-09: 1H-NMR(400.0 MHz, CDCl ₃): δ = 7.5184 (1.3); 7.2596 (202.0); 7.2255 (2.5); 7.1914 (3.4); 7.1792 (13.1); 7.1736 (16.0); 7.1627 (10.3); 7.1594 (15.9); 7.1539 (12.9); 7.1415 (2.9); 6.9956 (1.4); 6.9611 (4.2); 6.9481 (4.4); 6.9161 (4.2); 6.9104 (6.5); 6.9047 (4.1); 6.8945 (8.1); 6.8887 (12.2); 6.8829 (7.2); 6.8728 (5.0); 6.8670 (7.9); 6.8612 (6.9); 6.8575 (8.4); 6.8479 (6.3); 6.8425 (6.4); 6.8376 (4.5); 6.7697 (0.8); 6.1941 (5.8); 6.1839 (5.2); 6.1673 (6.4); 6.1570 (6.4); 6.1509 (7.0); 6.1407 (6.4); 6.1241 (7.1); 6.1139 (6.5); 5.6506 (0.7); 5.6076 (0.7); 5.5505 (10.7); 5.5462 (10.9); 5.5074 (9.0); 5.5043 (9.7); 5.4579 (0.8); 5.4315 (0.6); 5.3592 (8.7); 5.3490 (9.3); 5.3324 (8.4); 5.3230 (8.9); 5.2982 (16.0); 4.7429 (0.8); 4.7235 (0.7); 4.7131 (0.6); 4.6652 (1.4); 4.6562 (2.1); 4.6456 (3.8); 4.6335 (4.5); 4.6255 (4.4); 4.6137 (4.2); 4.6031 (2.5); 4.5936 (1.7); 3.9451 (9.2); 3.9340 (10.3); 3.9271 (1.7); 3.9252 (2.5); 3.9239 (1.6); 3.9195 (0.6); 3.9083 (1.6); 3.9020 (10.5); 3.8908 (12.0); 3.7542 (1.1); 3.4180 (0.9); 3.3771 (2.1); 3.3621 (1.8); 3.3394 (11.0); 3.3314 (10.4); 3.3189 (2.2); 3.3118 (2.8); 3.2962 (9.6); 3.2882 (8.8); 3.0814 (1.9); 3.0611 (3.1); 3.0496 (5.1); 3.0292 (5.6); 3.0104 (5.6); 2.9904 (4.7); 2.9740 (2.6); 2.9537 (1.8); 2.5710 (1.2); 2.5214 (3.3); 2.5160 (3.0); 2.4815 (5.8); 2.4746 (5.4); 2.4437 (4.3); 2.4393 (4.5); 2.4286 (4.0); 2.3852 (2.2); 2.3538 (1.1); 2.3450 (0.9); 1.5524 (1.3); 1.5361 (1.3); 1.2560 (2.1); 0.9050 (4.3); 0.9016 (4.6); 0.8893 (4.4); 0.8858 (4.6); 0.1459 (0.9); 0.0080 (9.2); -0.0002 (251.2); -0.0085 (10.8); -0.0499 (1.3); -0.1497 (0.9)

III-10: ¹H-NMR(599.7 MHz, CDCl₃):

δ= 7.2876 (0.6); 7.2666 (2.5); 7.2610 (48.2); 7.2400 (0.6); 7.2205 (0.4); 7.1842 (0.3); 7.1568 (15.6); 7.1460 (14.8); 7.0839 (0.3); 6.9510 (5.7); 6.9390 (5.6); 6.8928 (3.9); 6.8786 (7.4); 6.8643 (3.8); 6.7278 (6.5); 6.7032 (6.4); 5.2959 (8.9); 4.5993 (4.0); 4.5926 (4.9); 4.5862 (5.1); 4.5795 (4.4); 4.0394 (2.2); 3.7809 (7.0); 3.7747 (6.9); 3.7562 (39.3); 3.7460 (9.4); 3.7370 (38.2); 3.7173 (1.0); 3.6965 (0.8); 3.6806 (0.6); 3.4847 (3.5); 3.1906 (7.2); 3.1848 (8.5); 3.1619 (6.6); 3.1560 (7.7); 3.0597 (2.0); 3.0464 (2.0); 3.0311 (2.3); 3.0174 (3.5); 3.0013 (3.7); 2.9861 (3.6); 2.9717 (4.0); 2.9559 (3.3); 2.9394 (1.9); 2.9209 (2.2); 2.9080 (2.1); 2.5087 (3.2); 2.4801 (2.9); 2.4376 (5.8); 2.4064 (5.0); 2.3552 (3.2); 2.3239 (2.9); 2.0397 (0.3); 1.9435 (6.9); 1.9225 (7.2); 1.8108 (0.3); 1.7367 (0.3); 1.7101 (45.0); 1.7039 (50.0); 1.6823 (7.8); 1.6077 (4.0); 1.5859 (6.4); 1.3825 (2.2); 1.3621 (6.4); 1.3404 (7.1); 1.3204 (3.0); 1.2594 (3.3); 1.1846 (1.7); 1.1636 (3.6); 1.1431 (3.2); 1.1231 (3.8); 1.1042 (7.1); 1.0858 (6.7); 1.0654 (2.4); 0.8907 (0.8); 0.8807 (1.5); 0.8690 (1.0); -0.0001 (22.5); -0.0218 (0.4)

III-11: ¹H-NMR(599.7 MHz, CDCl₃):

δ= 7.2592 (50.0); 7.1594 (5.5); 7.1482 (5.4); 6.9514 (1.8); 6.9392 (1.8); 6.8931 (1.4); 6.8787 (2.8); 6.8643 (1.4); 6.6923 (2.3); 6.6672 (2.3); 5.2954 (21.2); 5.0969 (0.5); 5.0865 (1.4); 5.0763 (2.0); 5.0662 (2.2); 5.0565 (1.9); 5.0468 (1.3); 5.0365 (0.5); 4.6000 (0.8); 4.5935 (1.3); 4.5870 (1.6); 4.5806 (1.9); 4.5743 (1.6); 4.5678 (1.3); 4.5615 (0.8); 4.0336 (0.5); 3.7792 (3.9); 3.7504 (4.3); 3.5007 (0.8); 3.4835 (1.6); 3.4663 (0.9); 3.1900 (3.0); 3.1842 (3.2); 3.1613 (2.8); 3.1555 (3.0); 3.0528 (0.7); 3.0393 (0.8); 3.0247 (0.8); 3.0100 (1.2); 2.9909 (1.2); 2.9774 (1.4); 2.9626 (1.2); 2.9445 (1.2); 2.9306 (0.7); 2.9097 (0.8); 2.8992 (0.8); 2.4911 (1.0); 2.4658 (1.0); 2.4233 (1.8); 2.3915 (1.6); 2.3399 (1.0); 2.3069 (0.9); 1.9430 (3.0); 1.9275 (3.2); 1.9222 (3.1); 1.7776 (1.0); 1.7656 (1.0); 1.7128 (19.7); 1.7036 (18.8); 1.6897 (2.9); 1.6829 (3.5); 1.6768 (2.4); 1.6087 (1.8); 1.6019 (1.6); 1.5936 (1.8); 1.5866 (2.2); 1.3827 (1.3); 1.3769 (0.9); 1.3681 (2.8); 1.3625 (3.3); 1.3580 (3.1); 1.3404 (3.8); 1.3260 (1.0); 1.3200 (1.9); 1.3082 (0.8); 1.2818 (13.5); 1.2713 (13.8); 1.2669 (11.4); 1.2613 (10.9); 1.2561 (10.6); 1.2511 (9.8); 1.2366 (0.9); 1.2199 (0.6); 1.2095 (0.6); 1.1849 (1.0); 1.1788 (0.8); 1.1645 (2.0); 1.1439 (1.8); 1.1296 (1.6); 1.1238 (1.8); 1.1087 (3.0); 1.0866 (2.7); 1.0715 (1.0); 1.0656 (1.0); 0.8913 (0.4); 0.8806 (0.6); 0.8685 (0.5); -0.0001 (25.6)

III-12: ¹H-NMR(599.7 MHz, CDCl₃):

δ= 7.4289 (0.4); 7.4021 (1.1); 7.3746 (9.5); 7.3704 (17.8); 7.3606 (10.1); 7.3517 (7.2); 7.3306 (1.5); 7.3239 (1.5); 7.3163 (1.3); 7.3078 (1.5); 7.3030 (1.6); 7.2982 (1.7); 7.2932 (1.9); 7.2884 (1.6); 7.2838 (1.6); 7.2572 (41.5); 7.1535 (3.0); 7.1439 (2.7); 6.9493 (1.2); 6.9367 (1.1); 6.8913 (0.9); 6.8769 (1.4); 6.8626 (0.7); 6.7722 (1.5); 6.7481 (1.2); 5.2940 (50.0); 5.2216 (0.5); 5.2009 (4.0); 5.1921 (2.0); 5.1829 (3.0); 5.1768 (2.8); 5.1560 (0.4); 4.7023 (9.4); 4.6007 (0.9); 4.5936 (1.0); 4.5874 (0.9); 3.7731 (1.6); 3.7663 (1.6); 3.7443 (1.8); 3.7374 (1.6); 3.4806 (0.8); 3.1838 (1.9); 3.1778 (1.6); 3.1550 (1.6); 3.1491 (1.4); 3.0765 (0.5); 3.0616 (0.6); 3.0446 (0.8); 3.0297 (0.4); 3.0021 (0.8); 2.9748 (0.6); 2.9611 (0.7); 2.9434 (0.4); 2.9253 (0.4); 2.9122 (0.4); 2.5316 (0.6); 2.5031 (0.5); 2.4618 (0.7); 2.4355 (1.2); 2.4032 (0.5); 2.3561 (0.6); 2.3247 (0.5); 1.9480 (1.5); 1.9273 (1.4); 1.7044 (11.1); 1.6976 (10.0); 1.6836 (1.7); 1.6090 (1.4); 1.5870 (1.5); 1.5489 (1.9); 1.3824 (0.6); 1.3626 (1.5); 1.3412 (1.4); 1.3202 (0.7); 1.2579 (0.8); 1.1852 (0.5); 1.1654 (0.8); 1.1443 (0.8); 1.1298 (0.9); 1.1243 (0.9); 1.1094 (1.5); 1.0912 (1.3); 1.0719 (0.5); -0.0001 (15.1)

III-13: ¹H-NMR(400.6 MHz, CDCl₃):

δ= 7.5195 (1.4); 7.2898 (0.6); 7.2757 (0.5); 7.2734 (0.7); 7.2709 (0.7); 7.2693 (0.8); 7.2611 (264.4); 7.1805 (2.4); 7.1777 (2.7); 7.1748 (3.4); 7.1720 (2.7); 7.1638 (1.7); 7.1609 (3.4); 7.1583 (2.9); 7.1552 (3.0); 7.1526 (1.5); 6.9974 (1.5); 6.9441 (0.9); 6.9253 (1.0); 6.9179 (1.2); 6.9121 (1.4); 6.9063 (0.7); 6.8962 (1.3); 6.8904 (2.2); 6.8847 (1.2); 6.8746 (0.7); 6.8688 (1.1); 6.8630 (0.6); 6.6986 (1.4); 6.6938 (1.6); 6.6882 (1.6); 6.6823 (0.9); 6.6766 (1.0); 6.6715 (0.7); 6.1900 (2.0); 6.1855 (1.1); 6.1632 (2.3); 6.1587 (1.3); 6.1469 (2.5); 6.1424 (1.4); 6.1201 (2.5); 6.1156 (1.4); 5.5500 (1.9); 5.5487 (2.0); 5.5421 (3.3); 5.5407 (3.3); 5.5069 (1.6); 5.5057 (1.7); 5.4990 (2.8); 5.4976 (2.8); 5.3570 (1.6); 5.3461 (2.9); 5.3448 (2.9); 5.3312 (1.5); 5.3193 (2.7); 5.3181 (2.7); 5.0928 (0.7); 5.0893 (1.0); 5.0772 (1.8); 5.0736 (1.4); 5.0616 (2.4); 5.0581 (1.1); 5.0460 (1.8); 5.0303 (0.7); 4.6133 (0.7); 4.6103 (0.8); 4.6003 (1.2); 4.5934 (0.8); 4.5905 (1.2); 4.5806 (1.2); 4.5705 (0.7); 3.9366 (2.0); 3.9308 (3.7); 3.8936 (2.3); 3.8878 (4.2); 3.3367 (3.6); 3.3303 (2.0); 3.3118 (0.6); 3.2936 (3.1); 3.2872 (1.8); 3.0253 (0.6); 3.0200 (0.6); 3.0151 (0.6); 3.0095 (0.7); 3.0048 (0.8); 3.0001 (0.8); 2.9958 (0.8); 2.9878 (0.8); 2.9824 (0.9); 2.9768 (0.8); 2.9674 (0.9); 2.9615 (0.9); 2.9545 (0.8); 2.9497 (0.6); 2.9350 (0.6); 2.4660 (0.5); 2.4605 (0.8); 2.4562 (0.9); 2.4518 (0.8); 2.4467 (0.6); 2.4236 (0.9); 2.4199 (1.4); 2.4132 (1.2); 2.4098 (1.3); 2.3725 (0.9); 2.3661 (0.8); 2.3624 (0.5); 1.6425 (5.8); 1.2844 (5.8); 1.2810 (5.8); 1.2731 (11.2); 1.2691 (16.0);

1.2655 (6.9); 1.2575 (10.9); 1.2536 (10.8); 1.2247 (0.7); 1.2092 (0.7); 0.0080 (3.5); -0.0002 (135.6); -0.0085 (4.1)
III-14: 1H-NMR(599.7 MHz, CDCl ₃): δ = 7.2575 (50.0); 7.1688 (2.7); 7.1576 (2.6); 6.9144 (1.0); 6.9013 (0.9); 6.8862 (1.3); 6.8719 (0.7); 6.7941 (1.5); 6.7814 (0.7); 6.1771 (0.7); 6.1594 (0.8); 6.1489 (1.0); 6.1305 (0.8); 5.5373 (1.7); 5.5086 (1.5); 5.3510 (0.7); 5.3409 (1.6); 5.3230 (1.5); 4.6102 (0.8); 4.4145 (0.7); 4.4029 (2.4); 4.3923 (3.2); 4.3833 (1.5); 3.9288 (0.7); 3.9208 (1.5); 3.9000 (0.7); 3.8921 (1.7); 3.7251 (0.7); 3.7136 (2.7); 3.7038 (3.5); 3.6941 (1.6); 3.3250 (1.7); 3.2964 (1.5); 3.0474 (0.7); 3.0338 (0.6); 3.0182 (1.0); 3.0051 (1.0); 2.9844 (0.7); 2.9719 (0.7); 2.5126 (0.3); 2.4826 (1.0); 2.4440 (0.8); 2.4063 (0.9); 1.5549 (3.5); -0.0001 (16.1)
III-15: 1H-NMR(599.7 MHz, CDCl ₃): δ = 7.2939 (0.3); 7.2832 (0.4); 7.2721 (0.4); 7.2575 (50.0); 7.2487 (0.4); 7.1705 (1.9); 7.1586 (1.9); 7.0806 (0.3); 6.8988 (1.0); 6.8840 (1.1); 6.8695 (0.5); 6.7628 (1.0); 6.7465 (0.8); 6.1751 (0.6); 6.1675 (0.5); 6.1573 (0.7); 6.1465 (0.8); 6.1387 (0.5); 6.1285 (0.7); 6.1208 (0.6); 5.5407 (1.1); 5.5341 (1.4); 5.5118 (1.0); 5.5053 (1.2); 5.3472 (1.0); 5.3368 (1.3); 5.3294 (1.0); 5.3190 (1.3); 4.6222 (0.3); 4.6153 (0.5); 4.6087 (0.7); 4.6021 (0.8); 4.5955 (0.7); 4.5891 (0.6); 4.5823 (0.4); 4.3069 (1.2); 4.3026 (1.7); 4.2954 (2.0); 4.2904 (1.4); 4.2833 (0.8); 3.9256 (1.0); 3.9174 (1.3); 3.8970 (1.1); 3.8887 (1.5); 3.6408 (1.1); 3.6326 (2.0); 3.6296 (1.9); 3.6216 (2.5); 3.6137 (1.4); 3.3960 (6.8); 3.3843 (8.7); 3.3218 (1.5); 3.3144 (1.1); 3.2931 (1.3); 3.2857 (1.1); 3.0420 (0.5); 3.0287 (0.5); 3.0110 (0.3); 2.9976 (0.6); 2.9642 (0.5); 2.9513 (0.5); 2.5103 (0.3); 2.4824 (0.7); 2.4548 (0.4); 2.4230 (0.4); 2.3885 (0.6); 2.3522 (0.3); -0.0001 (25.2)
III-16: 1H-NMR(599.7 MHz, CDCl ₃): δ = 7.2579 (50.0); 7.1702 (2.2); 7.1602 (2.1); 6.8984 (1.1); 6.8836 (1.3); 6.8692 (0.6); 6.7563 (1.2); 6.7404 (0.8); 6.1765 (0.8); 6.1684 (0.5); 6.1586 (0.8); 6.1478 (1.0); 6.1396 (0.6); 6.1298 (0.9); 6.1216 (0.6); 5.5409 (1.2); 5.5348 (1.7); 5.5121 (1.1); 5.5060 (1.6); 5.3469 (1.2); 5.3371 (1.6); 5.3290 (1.1); 5.3192 (1.6); 4.6225 (0.3); 4.6156 (0.6); 4.6093 (0.7); 4.6026 (0.9); 4.5961 (0.8); 4.5895 (0.7); 4.5827 (0.4); 4.3071 (0.8); 4.3043 (0.7); 4.2993 (1.3); 4.2955 (1.9); 4.2880 (2.3); 4.2828 (1.7); 4.2753 (0.9); 3.9271 (1.2); 3.9182 (1.6); 3.8984 (1.3); 3.8896 (1.8); 3.6774 (1.2); 3.6690 (2.2); 3.6658 (2.1); 3.6575 (3.1); 3.6495 (1.7); 3.5637 (0.6); 3.5519 (2.7); 3.5402 (4.4); 3.5285 (3.2); 3.5168 (0.9); 3.3220 (1.7); 3.3146 (1.2); 3.2933 (1.6); 3.2859 (1.1); 3.0388 (0.6); 3.0254 (0.6); 3.0077 (0.4); 2.9972 (0.6); 2.9648 (0.6); 2.9519 (0.5); 2.5043 (0.4); 2.4795 (0.8); 2.4763 (0.8); 2.4517 (0.4); 2.4224 (0.5); 2.3882 (0.7); 2.3528 (0.3); 1.5720 (1.6); 1.2274 (1.8); 1.2155 (6.0); 1.2035 (6.9); 1.1918 (2.7); -0.0001 (16.3)
III-17: 1H-NMR(400.0 MHz, CDCl ₃): δ = 7.5181 (2.9); 7.3094 (1.6); 7.2592 (503.4); 7.2480 (3.3); 7.2092 (0.8); 7.1764 (3.7); 7.1708 (4.3); 7.1568 (4.5); 6.9953 (2.7); 6.9076 (2.7); 6.8921 (2.0); 6.8863 (2.8); 6.8645 (1.5); 6.7114 (1.8); 6.7050 (1.8); 6.6998 (2.2); 6.6946 (1.6); 6.2184 (1.8); 6.1893 (1.7); 6.1829 (2.0); 6.1625 (1.8); 6.1562 (2.4); 6.1462 (1.9); 6.1397 (2.4); 6.1193 (2.0); 6.1130 (2.5); 5.8282 (2.1); 5.5474 (3.7); 5.5418 (2.8); 5.5042 (3.3); 5.4987 (2.4); 5.3541 (3.3); 5.3439 (2.4); 5.3279 (3.1); 5.3159 (2.3); 4.6282 (1.1); 4.6175 (1.8); 4.6076 (1.5); 4.5978 (1.8); 4.5872 (1.3); 4.5757 (0.8); 4.2370 (1.9); 4.2192 (5.6); 4.2072 (4.1); 4.2014 (6.0); 4.1895 (4.1); 4.1837 (2.1); 4.1718 (1.4); 3.9366 (3.7); 3.9287 (3.0); 3.8935 (4.3); 3.8855 (3.3); 3.7938 (12.5); 3.3318 (3.0); 3.3252 (3.9); 3.2887 (2.7); 3.2821 (3.3); 3.0645 (0.8); 3.0227 (1.2); 3.0079 (1.2); 3.0018 (1.2); 2.9746 (1.3); 2.9078 (0.7); 2.5006 (1.0); 2.4629 (1.2); 2.4195 (1.4); 2.3765 (1.2); 2.3412 (0.8); 1.5342 (10.7); 1.4033 (5.8); 1.3871 (5.8); 1.3825 (1.2); 1.3285 (0.7); 1.3175 (7.6); 1.3105 (2.0); 1.3056 (6.3); 1.2997 (16.0); 1.2878 (11.9); 1.2819 (8.0); 1.2699 (5.6); 0.9005 (1.0); 0.8851 (1.1); 0.1461 (1.1); 0.1032 (1.1); 0.0985 (0.9); 0.0955 (0.7); 0.0919 (1.1); 0.0775 (1.2); 0.0696 (0.8); 0.0501 (0.9); 0.0080 (10.3); -0.0002 (282.2); -0.0085 (10.1); -0.1493 (1.0)
III-18: 1H-NMR(400.0 MHz, CDCl ₃): δ = 7.3780 (11.2); 7.3749 (8.0); 7.3668 (35.5); 7.3558 (31.0); 7.3483 (6.7); 7.3397 (6.1); 7.3342 (2.8); 7.3319 (3.4); 7.3289 (2.6); 7.3268 (3.4); 7.3184 (2.6); 7.3116 (1.1); 7.3056 (0.9); 7.2593 (73.6); 7.1854 (1.4); 7.1727 (6.9); 7.1675 (8.7); 7.1567 (5.6); 7.1527 (8.4); 7.1478 (6.6); 7.1411 (1.1); 7.1353 (1.2); 6.9330 (2.4); 6.9112 (3.7); 6.9070 (4.0); 6.9011 (2.0); 6.8909 (3.0); 6.8894 (3.1); 6.8851 (5.1); 6.8837 (4.9); 6.8793 (2.7); 6.8692 (1.6); 6.8678 (1.6); 6.8634 (2.5); 6.8577 (1.3); 6.7818 (1.0); 6.7757 (2.8); 6.7698 (3.4); 6.7656 (3.8); 6.7597 (3.0); 6.7547 (3.6); 6.7496 (2.6); 6.7434 (0.9); 6.1840 (3.8); 6.1750 (3.7); 6.1572 (4.3); 6.1482 (4.2); 6.1409 (4.6); 6.1318 (4.4); 6.1141 (4.6); 6.1050 (4.4); 5.5416 (6.5); 5.5402 (6.8); 5.5369 (6.6); 5.5354 (6.5); 5.4984 (5.7); 5.4971 (5.8); 5.4938 (5.8); 5.4923 (5.5); 5.3479 (5.7); 5.3467 (5.6); 5.3400 (5.8); 5.3387 (5.5); 5.3211 (5.3); 5.3200 (5.2); 5.3132 (5.3); 5.3119 (5.1); 5.2164 (0.9); 5.1963 (16.0); 5.1853 (13.2); 5.1817 (13.0); 5.1681 (0.5); 5.1650 (0.5); 5.1505 (0.7); 5.1168

(0.5); 4.6412 (0.9); 4.6317 (1.4); 4.6213 (2.7); 4.6096 (2.8); 4.6012 (2.9); 4.5898 (2.6); 4.5795 (1.4); 4.5699 (0.9); 3.9311 (6.4); 3.9209 (6.5); 3.8880 (7.2); 3.8778 (7.5); 3.3337 (1.9); 3.3292 (6.9); 3.3222 (6.6); 3.2861 (6.0); 3.2791 (5.6); 3.2730 (0.8); 3.2507 (0.5); 3.0967 (1.0); 3.0917 (1.1); 3.0767 (1.1); 3.0713 (1.3); 3.0652 (1.4); 3.0596 (1.6); 3.0543 (1.7); 3.0494 (1.7); 3.0444 (1.7); 3.0395 (1.6); 3.0342 (1.6); 3.0288 (1.5); 3.0229 (1.5); 3.0165 (1.9); 3.0079 (1.3); 3.0026 (1.5); 2.9969 (1.9); 2.9884 (1.0); 2.9799 (1.1); 2.9733 (1.2); 2.9669 (1.5); 2.9608 (1.8); 2.9553 (1.4); 2.9477 (1.3); 2.9417 (1.2); 2.9329 (1.2); 2.9275 (1.1); 2.9184 (0.6); 2.9129 (1.0); 2.9076 (1.0); 2.5323 (1.2); 2.5271 (1.5); 2.5222 (1.6); 2.5167 (1.3); 2.5018 (1.4); 2.4967 (1.6); 2.4909 (2.2); 2.4859 (2.0); 2.4799 (1.6); 2.4745 (1.1); 2.4599 (1.1); 2.4550 (1.4); 2.4492 (1.5); 2.4444 (1.5); 2.4375 (1.3); 2.4325 (1.3); 2.4261 (1.4); 2.3942 (1.8); 2.3884 (2.2); 2.3841 (2.2); 2.3781 (1.6); 2.3518 (0.9); 2.3468 (1.2); 2.3413 (1.2); 2.3366 (0.8); 1.7792 (0.7); 0.8777 (0.5); 0.0079 (3.0); -0.0002 (93.3); -0.0085 (3.0)
III-19: 1H-NMR(400.0 MHz, CDCl ₃): δ = 7.2609 (16.0); 7.2019 (1.8); 7.1992 (2.5); 7.1963 (2.6); 7.1938 (2.3); 7.1830 (2.5); 7.1803 (2.5); 7.1775 (2.0); 7.1747 (1.3); 6.9733 (1.0); 6.9676 (1.1); 6.9619 (0.8); 6.9518 (1.0); 6.9460 (1.6); 6.9404 (1.0); 6.9245 (1.0); 6.9188 (0.9); 6.7538 (0.7); 6.7475 (1.1); 6.7430 (0.6); 6.7266 (0.7); 6.7216 (0.9); 6.7162 (0.7); 5.2988 (8.3); 4.6740 (0.8); 4.6636 (0.9); 4.6539 (0.9); 4.6436 (0.8); 4.6337 (0.5); 3.9905 (1.2); 3.9436 (1.3); 3.9404 (1.3); 3.7649 (16.0); 3.7612 (3.9); 3.7529 (14.0); 3.7417 (0.6); 3.7297 (1.0); 3.7199 (1.6); 3.7160 (1.6); 3.6852 (0.8); 3.0616 (0.6); 3.0562 (0.8); 3.0367 (0.6); 3.0165 (0.6); 3.0128 (0.6); 2.9971 (0.8); 2.9930 (0.6); 2.5182 (0.7); 2.5140 (0.7); 2.5083 (0.8); 2.4801 (0.6); 2.4748 (0.5); 2.4707 (0.5); 2.4382 (0.7); 2.4344 (0.7); 2.4281 (0.5); 1.4321 (2.7); 0.0079 (0.6); -0.0002 (20.5); -0.0085 (0.8)
III-20: 1H-NMR(400.0 MHz, CDCl ₃): δ = 7.2600 (12.6); 7.1697 (0.7); 7.1663 (1.0); 7.1635 (0.9); 7.1605 (1.1); 7.1561 (0.7); 7.1499 (1.0); 7.1465 (0.9); 7.1441 (0.8); 7.1408 (0.6); 6.8666 (0.6); 3.8038 (0.5); 3.7982 (0.6); 3.7963 (0.6); 3.7605 (0.6); 3.7549 (0.7); 3.7532 (0.7); 3.7479 (0.5); 3.1958 (0.8); 3.1913 (0.5); 3.1525 (0.7); 1.7219 (2.9); 1.7151 (4.3); 1.7072 (2.6); 1.5457 (0.6); 1.4790 (10.7); 1.4408 (16.0); 1.4257 (11.4); -0.0002 (14.6); -0.0085 (0.6)
III-21: 1H-NMR(400.0 MHz, CDCl ₃): δ = 7.2595 (81.0); 7.1805 (0.7); 7.1699 (2.5); 7.1677 (3.0); 7.1643 (3.6); 7.1620 (3.4); 7.1503 (3.2); 7.1481 (3.5); 7.1446 (2.9); 7.1425 (2.2); 7.1321 (0.5); 6.9955 (0.5); 6.9725 (1.1); 6.9537 (1.1); 6.9115 (0.7); 6.9055 (1.1); 6.9015 (0.7); 6.8914 (1.2); 6.8896 (1.4); 6.8857 (2.0); 6.8839 (2.0); 6.8799 (1.2); 6.8680 (0.7); 6.8639 (1.0); 6.8581 (0.6); 6.8074 (1.7); 6.7945 (0.6); 6.7881 (1.1); 6.7830 (1.5); 6.7780 (1.1); 4.6250 (0.8); 4.6146 (1.2); 4.6053 (1.4); 4.5948 (1.5); 4.5855 (1.2); 4.5750 (0.8); 4.5390 (0.5); 4.5244 (0.7); 4.4253 (2.9); 4.4112 (3.9); 4.4088 (3.0); 4.4000 (1.2); 4.3966 (3.9); 4.3938 (3.4); 4.3916 (2.8); 4.3782 (2.3); 3.7881 (3.0); 3.7829 (2.8); 3.7714 (0.8); 3.7567 (0.7); 3.7534 (0.7); 3.7448 (3.4); 3.7395 (4.2); 3.7377 (4.6); 3.7230 (4.6); 3.7198 (4.4); 3.7088 (4.4); 3.7051 (4.7); 3.6910 (3.3); 3.2049 (2.9); 3.1987 (3.0); 3.1616 (2.5); 3.1554 (2.6); 3.0750 (0.6); 3.0553 (1.2); 3.0485 (0.8); 3.0358 (1.0); 3.0162 (0.6); 3.0118 (0.7); 3.0062 (1.1); 2.9920 (1.1); 2.9874 (1.2); 2.9730 (0.7); 2.9683 (0.7); 2.5420 (0.6); 2.5369 (0.7); 2.5320 (0.7); 2.5269 (0.6); 2.4945 (0.6); 2.4897 (0.6); 2.4838 (0.6); 2.4689 (1.1); 2.4628 (1.0); 2.4582 (0.9); 2.4289 (0.8); 2.4245 (0.8); 2.4183 (1.1); 2.4142 (0.8); 2.3894 (0.6); 2.3836 (0.6); 1.7768 (0.6); 1.7257 (1.8); 1.7151 (16.0); 1.7074 (15.4); 1.5369 (6.1); 1.4511 (3.8); 0.0080 (3.5); -0.0002 (105.7); -0.0085 (3.4)
III-22: 1H-NMR(400.0 MHz, CDCl ₃): δ = 7.2611 (21.8); 7.2160 (0.6); 7.2136 (0.7); 7.2031 (3.1); 7.2005 (4.1); 7.1974 (4.8); 7.1949 (4.4); 7.1840 (4.4); 7.1815 (4.7); 7.1784 (3.9); 7.1759 (2.8); 7.1652 (0.5); 6.9719 (2.0); 6.9663 (2.5); 6.9607 (1.7); 6.9503 (2.1); 6.9448 (3.2); 6.9392 (1.7); 6.9293 (1.1); 6.9234 (1.6); 6.9177 (0.8); 6.7486 (0.6); 6.7430 (1.5); 6.7367 (2.0); 6.7284 (0.7); 6.7210 (0.6); 6.7149 (1.5); 6.7097 (2.0); 6.7046 (1.5); 5.2986 (8.4); 4.6911 (0.6); 4.6812 (1.1); 4.6712 (2.0); 4.6613 (2.2); 4.6514 (2.4); 4.6414 (1.8); 4.6316 (1.2); 4.6216 (0.6); 4.2468 (1.6); 4.2347 (1.8); 4.2292 (5.2); 4.2171 (5.4); 4.2114 (5.6); 4.1993 (5.8); 4.1936 (2.1); 4.1814 (2.2); 3.9868 (2.2); 3.9416 (3.3); 3.7650 (4.7); 3.7614 (4.9); 3.7198 (3.2); 3.7162 (3.4); 3.1176 (0.6); 3.1126 (0.6); 3.0977 (0.6); 3.0925 (0.6); 3.0750 (0.7); 3.0699 (0.8); 3.0604 (0.8); 3.0553 (1.5); 3.0502 (1.2); 3.0449 (0.7); 3.0334 (1.0); 3.0174 (0.6); 3.0137 (1.0); 3.0088 (0.8); 3.0033 (0.9); 2.9980 (1.3); 2.9937 (1.5); 2.9785 (0.7); 2.9727 (0.6); 2.9510 (0.6); 2.9456 (0.6); 2.9312 (0.6); 2.9259 (0.6); 2.5578 (0.7); 2.5526 (0.9); 2.5478 (0.9); 2.5425 (0.7); 2.5190 (0.8); 2.5147 (1.5); 2.5103 (1.5); 2.5049 (1.5); 2.5004 (0.9); 2.4773 (1.4); 2.4736 (1.3); 2.4676 (1.2); 2.4635 (0.9); 2.4424 (0.6); 2.4358 (1.0); 2.4318 (1.4); 2.4263 (1.4); 2.4217 (1.0); 2.3899 (0.5); 2.3852 (0.7); 2.3794 (0.7); 1.3237 (7.5); 1.3139

(7.4); 1.3059 (16.0); 1.2961 (15.1); 1.2881 (7.9); 1.2783 (7.3); 1.2717 (0.8); 1.2680 (0.9); 1.2646 (1.1); 1.2556 (1.9); 1.2468 (0.5); 0.0080 (0.7); -0.0002 (26.3); -0.0085 (1.0)
III-23: ¹ H-NMR(400.0 MHz, CDCl ₃): δ = 7.5185 (0.5); 7.2596 (87.9); 7.2026 (3.1); 7.1998 (4.2); 7.1969 (4.9); 7.1941 (4.8); 7.1836 (4.7); 7.1808 (4.7); 7.1780 (4.3); 7.1751 (3.1); 6.9955 (0.8); 6.9718 (1.9); 6.9671 (2.6); 6.9613 (1.9); 6.9513 (2.6); 6.9454 (3.4); 6.9397 (2.0); 6.9299 (1.3); 6.9240 (1.6); 6.9184 (1.0); 6.7161 (1.4); 6.7102 (2.0); 6.6890 (1.3); 6.6839 (1.7); 6.6787 (1.3); 5.2984 (2.4); 5.1143 (0.7); 5.0986 (1.7); 5.0830 (2.5); 5.0694 (2.8); 5.0538 (2.1); 5.0381 (1.0); 4.6751 (0.9); 4.6644 (1.4); 4.6556 (1.6); 4.6454 (1.6); 4.6361 (1.3); 4.6264 (0.9); 3.9857 (2.5); 3.9570 (0.6); 3.9403 (3.6); 3.7635 (4.3); 3.7600 (4.4); 3.7510 (0.9); 3.7461 (1.1); 3.7347 (1.7); 3.7183 (3.0); 3.7148 (3.2); 3.7061 (0.6); 3.7010 (0.7); 3.1089 (0.5); 3.1037 (0.5); 3.0887 (0.6); 3.0835 (0.5); 3.0662 (0.6); 3.0609 (0.8); 3.0462 (1.6); 3.0262 (1.1); 3.0067 (1.1); 2.9963 (0.9); 2.9872 (1.4); 2.9790 (0.9); 2.9708 (0.6); 2.9650 (0.5); 2.9432 (0.6); 2.9379 (0.6); 2.9233 (0.6); 2.9183 (0.6); 2.5372 (0.8); 2.5324 (0.8); 2.5275 (0.6); 2.5001 (1.4); 2.4957 (1.3); 2.4902 (1.3); 2.4619 (1.3); 2.4194 (1.3); 2.4138 (1.2); 2.3726 (0.7); 1.7120 (0.5); 1.5828 (0.6); 1.3639 (0.7); 1.3481 (0.9); 1.2881 (14.6); 1.2813 (13.4); 1.2768 (14.2); 1.2727 (16.0); 1.2657 (14.0); 1.2614 (12.0); 1.2524 (2.7); 1.2489 (2.3); 1.2419 (1.5); 1.2302 (1.5); 1.2261 (1.2); 1.2184 (0.9); 0.0080 (2.9); -0.0002 (107.2); -0.0084 (4.6)
III-24: ¹ H-NMR(400.0 MHz, CDCl ₃): δ = 7.2598 (60.4); 7.2025 (2.2); 7.2002 (2.8); 7.1969 (3.5); 7.1947 (3.1); 7.1836 (3.0); 7.1813 (3.4); 7.1779 (2.7); 6.9957 (0.8); 6.9739 (1.5); 6.9682 (1.9); 6.9624 (1.3); 6.9525 (1.7); 6.9467 (2.5); 6.9410 (1.4); 6.9310 (0.8); 6.9250 (1.2); 6.9193 (0.7); 6.8287 (1.0); 6.8228 (1.4); 6.7989 (1.0); 6.7938 (1.4); 6.7888 (1.0); 4.6948 (0.6); 4.6841 (1.0); 4.6775 (1.0); 4.6744 (0.9); 4.6674 (1.0); 4.6642 (1.0); 4.6578 (0.9); 4.6479 (0.6); 4.5686 (12.9); 4.5541 (15.8); 4.5523 (9.8); 4.5393 (13.9); 4.4313 (2.0); 4.4194 (4.8); 4.4057 (3.8); 4.4032 (4.7); 4.3912 (3.1); 3.9874 (1.7); 3.9415 (2.4); 3.9301 (0.7); 3.7889 (14.0); 3.7759 (10.1); 3.7741 (16.0); 3.7669 (4.1); 3.7628 (4.7); 3.7597 (13.4); 3.7396 (3.3); 3.7298 (3.9); 3.7250 (4.6); 3.7219 (3.4); 3.7177 (4.8); 3.7155 (4.4); 3.7110 (3.7); 3.7013 (3.1); 3.1003 (0.5); 3.0953 (0.6); 3.0803 (1.2); 3.0602 (0.8); 3.0547 (0.7); 3.0410 (0.8); 3.0312 (0.6); 3.0253 (0.8); 3.0211 (1.1); 3.0071 (0.9); 2.5750 (0.7); 2.5698 (0.6); 2.5643 (0.5); 2.5360 (0.9); 2.5321 (1.1); 2.5263 (0.9); 2.5219 (0.7); 2.4985 (0.9); 2.4942 (0.8); 2.4883 (0.7); 2.4601 (0.9); 2.4547 (1.0); 1.5359 (5.9); 0.0080 (2.4); -0.0002 (74.2); -0.0085 (2.5)
III-25: ¹ H-NMR(400.0 MHz, CDCl ₃): δ = 7.3806 (8.4); 7.3774 (6.2); 7.3694 (24.6); 7.3599 (21.6); 7.3515 (4.5); 7.3425 (4.2); 7.3353 (2.9); 7.3315 (2.0); 7.3293 (2.3); 7.3243 (1.4); 7.3221 (1.7); 7.3172 (0.9); 7.3145 (1.0); 7.3078 (0.6); 7.2586 (30.8); 7.2082 (1.0); 7.2023 (1.1); 7.1952 (5.0); 7.1905 (6.5); 7.1800 (4.3); 7.1759 (6.3); 7.1713 (4.9); 7.1643 (0.9); 7.1582 (0.9); 6.9681 (2.9); 6.9623 (3.5); 6.9568 (2.5); 6.9465 (2.9); 6.9408 (4.6); 6.9351 (2.4); 6.9250 (1.5); 6.9192 (2.2); 6.9136 (1.2); 6.8010 (0.7); 6.7950 (2.0); 6.7902 (2.4); 6.7847 (2.1); 6.7711 (0.7); 6.7650 (1.9); 6.7598 (2.6); 6.7548 (1.9); 6.7487 (0.7); 5.3025 (0.6); 5.2965 (12.6); 5.2380 (0.6); 5.2069 (9.3); 5.2033 (9.2); 5.1905 (16.0); 5.1722 (0.6); 4.6924 (0.7); 4.6833 (1.3); 4.6727 (2.0); 4.6637 (2.4); 4.6534 (2.3); 4.6441 (1.9); 4.6341 (1.2); 4.6245 (0.6); 3.9815 (2.3); 3.9757 (2.4); 3.9363 (3.3); 3.9304 (3.5); 3.7588 (6.6); 3.7556 (6.4); 3.7136 (4.5); 3.7104 (4.4); 3.1428 (0.7); 3.1379 (0.7); 3.1228 (0.8); 3.1177 (0.8); 3.1002 (0.9); 3.0952 (0.9); 3.0899 (0.7); 3.0847 (1.1); 3.0797 (1.5); 3.0748 (1.2); 3.0699 (0.8); 3.0643 (1.2); 3.0595 (1.2); 3.0506 (0.6); 3.0419 (1.6); 3.0368 (1.6); 3.0274 (0.5); 3.0215 (1.0); 3.0156 (1.3); 3.0084 (1.2); 3.0025 (1.1); 2.9959 (1.2); 2.9888 (1.1); 2.9827 (0.8); 2.9767 (0.7); 2.9549 (0.8); 2.9497 (0.8); 2.9350 (0.8); 2.9298 (0.7); 2.5837 (0.9); 2.5785 (1.1); 2.5735 (1.1); 2.5682 (0.9); 2.5410 (1.6); 2.5361 (2.0); 2.5311 (2.0); 2.5261 (1.5); 2.4989 (0.9); 2.4932 (1.0); 2.4899 (1.6); 2.4846 (1.5); 2.4801 (1.8); 2.4748 (1.1); 2.4692 (0.8); 2.4470 (0.5); 2.4365 (1.7); 2.4305 (1.8); 2.4270 (1.6); 2.3940 (0.6); 2.3892 (0.9); 2.3835 (0.8); 2.3787 (0.6); 2.0424 (1.7); 1.2757 (0.8); 1.2578 (2.6); 1.2399 (0.6); 0.8818 (0.9); 0.0080 (1.2); -0.0002 (36.3); -0.0085 (1.2)
III-26: ¹ H-NMR(400.0 MHz, CDCl ₃): δ = 7.2607 (9.4); 7.2048 (0.9); 7.1991 (1.6); 7.1953 (1.5); 7.1898 (1.3); 7.1839 (1.4); 7.1799 (1.5); 6.9668 (0.6); 6.9502 (0.8); 6.9450 (0.9); 6.9286 (0.8); 6.9229 (0.6); 3.9865 (0.8); 3.9547 (0.5); 3.9412 (1.2); 3.7642 (1.1); 3.7604 (1.0); 3.7494 (0.6); 3.7442 (0.7); 3.7189 (0.7); 3.7152 (0.7); 1.5551 (0.6); 1.4993 (13.0); 1.4900 (16.0); 1.4794 (12.2); 1.4497 (10.6); 1.4452 (5.7); 1.4339 (4.2); 1.2864 (0.6); 1.2647 (1.9); 0.8986 (1.0); 0.8818 (3.2); 0.8640 (1.3); -0.0002 (12.1)
III-27: ¹ H-NMR(400.0 MHz, CDCl ₃): δ = 7.2609 (15.6); 7.2044 (1.2); 7.2011 (1.9); 7.1985 (2.0); 7.1955 (2.1); 7.1852 (1.9); 7.1820 (2.0); 7.1796 (1.8); 7.1763 (1.3); 6.9718 (1.0); 6.9661 (1.2); 6.9602 (0.8); 6.9503 (1.2); 6.9445 (1.6); 6.9388 (0.8);

6.9288 (0.5); 6.9230 (0.8); 6.7948 (0.6); 6.7905 (0.7); 6.7846 (0.6); 6.7642 (0.7); 6.7590 (1.0); 6.7539 (0.7); 5.2985 (7.5); 4.6725 (0.8); 4.6628 (0.9); 4.6528 (0.9); 4.6431 (0.7); 4.4442 (0.6); 4.4324 (0.6); 4.4205 (0.7); 4.3295 (1.0); 4.3267 (1.1); 4.3181 (1.5); 4.3147 (2.3); 4.3058 (2.0); 4.3031 (2.0); 4.3001 (1.1); 4.2915 (1.3); 3.9840 (1.0); 3.9388 (1.4); 3.7645 (1.8); 3.7601 (2.2); 3.7193 (1.2); 3.7149 (1.5); 3.6937 (0.7); 3.6817 (0.7); 3.6700 (0.7); 3.6512 (2.0); 3.6462 (0.6); 3.6414 (2.9); 3.6394 (2.5); 3.6323 (1.4); 3.6275 (2.9); 3.6179 (1.5); 3.4000 (16.0); 3.3979 (6.0); 3.3897 (12.4); 3.3842 (1.3); 3.0721 (0.5); 3.0087 (0.6); 2.5327 (0.6); 2.5272 (0.6); 2.5227 (0.5); 2.4902 (0.6); 2.4805 (0.6); 2.4374 (0.6); 2.4323 (0.6); 1.5584 (1.2); 0.0080 (0.6); -0.0002 (19.0); -0.0085 (0.6)
III-28: ¹ H-NMR(400.0 MHz, CDCl ₃): δ = 7.2627 (6.0); 7.1713 (0.8); 7.1675 (1.4); 7.1654 (1.4); 7.1620 (1.4); 7.1546 (0.8); 7.1513 (1.4); 7.1479 (1.4); 7.1459 (1.4); 7.1422 (0.9); 6.9639 (0.5); 6.9443 (0.5); 6.8879 (0.5); 6.8836 (0.8); 6.8823 (0.9); 6.7747 (0.7); 6.7699 (0.5); 6.7493 (0.7); 5.2993 (16.0); 4.6060 (0.6); 4.5960 (0.7); 4.5861 (0.7); 4.5761 (0.6); 4.3233 (0.7); 4.3212 (0.8); 4.3121 (1.0); 4.3089 (1.0); 4.3068 (1.0); 4.3053 (1.2); 4.3021 (1.0); 4.2995 (1.1); 4.2976 (1.2); 4.2947 (1.2); 4.2888 (0.9); 4.2813 (0.8); 4.2787 (0.8); 3.7887 (1.2); 3.7837 (1.2); 3.7455 (1.3); 3.7404 (1.4); 3.6503 (1.2); 3.6383 (1.4); 3.6330 (1.6); 3.6266 (1.4); 3.6211 (1.5); 3.6094 (1.2); 3.4005 (9.4); 3.3841 (9.5); 3.2025 (1.2); 3.1956 (1.2); 3.1591 (1.1); 3.1523 (1.1); 1.7133 (6.7); 1.7055 (6.8); -0.0002 (7.8)

Analytical data of Examples IV-01 – IV-07 (see Table 1.2)

IV-01: ¹ H-NMR(400.0 MHz, CDCl ₃): δ = 7.5185 (3.2); 7.3946 (2.9); 7.3751 (5.2); 7.3667 (5.3); 7.3183 (1.0); 7.2822 (1.9); 7.2595 (613.7); 7.2269 (1.1); 7.1511 (1.1); 7.1282 (1.3); 7.1147 (1.0); 7.0275 (1.1); 6.9955 (3.5); 5.8829 (1.6); 5.8591 (1.7); 4.5792 (1.1); 4.5682 (1.3); 4.5600 (1.2); 4.5481 (1.4); 3.8296 (2.3); 3.8108 (2.5); 3.7864 (2.4); 3.7678 (2.7); 3.2319 (2.8); 3.2262 (2.5); 3.1886 (2.4); 3.1828 (2.3); 2.9973 (3.5); 1.7137 (16.0); 1.7109 (15.6); 1.5423 (20.1); 1.3324 (1.2); 1.2841 (1.8); 1.2556 (4.3); 0.1458 (0.9); 0.0081 (7.0); -0.0002 (213.1); -0.0084 (6.3); -0.1499 (0.8)
IV-02: ¹ H-NMR(400.0 MHz, CDCl ₃): δ = 7.8094 (0.7); 7.6103 (0.7); 7.5185 (2.4); 7.5098 (0.6); 7.4131 (0.6); 7.3945 (2.8); 7.3809 (3.5); 7.3756 (5.0); 7.3703 (4.0); 7.3669 (5.3); 7.3641 (4.0); 7.3573 (1.6); 7.3090 (0.9); 7.3051 (0.9); 7.2970 (1.4); 7.2922 (1.9); 7.2852 (1.1); 7.2822 (1.1); 7.2788 (1.1); 7.2752 (3.3); 7.2696 (3.5); 7.2671 (5.5); 7.2597 (437.4); 7.2510 (2.6); 7.2469 (2.1); 7.2419 (1.9); 7.2388 (0.8); 7.2249 (0.9); 7.2084 (0.8); 7.1572 (0.9); 7.1512 (1.2); 7.1333 (1.3); 7.1297 (1.4); 7.1236 (1.0); 7.1146 (1.1); 7.1076 (1.0); 7.0597 (0.8); 7.0267 (0.9); 7.0118 (1.0); 7.0072 (1.0); 6.9957 (2.6); 5.8883 (1.1); 5.8832 (1.5); 5.8783 (1.1); 5.8642 (1.2); 5.8594 (1.6); 4.5800 (1.1); 4.5681 (1.2); 4.5597 (1.2); 4.5483 (1.1); 4.5398 (0.6); 3.8298 (2.3); 3.8110 (2.5); 3.7867 (2.6); 3.7678 (2.9); 3.2322 (2.6); 3.2263 (2.6); 3.1889 (2.3); 3.1830 (2.2); 3.0504 (1.9); 3.0018 (3.3); 2.8947 (0.5); 2.5923 (1.1); 2.5346 (0.5); 2.4876 (0.6); 2.4567 (0.6); 2.4132 (0.6); 2.3693 (0.7); 2.3526 (0.7); 2.3025 (0.5); 1.7327 (0.8); 1.7140 (16.0); 1.7110 (15.5); 1.5481 (6.3); 1.4445 (1.6); 1.3330 (2.9); 1.2843 (4.0); 1.2551 (7.8); 0.8958 (0.6); 0.8803 (1.2); 0.8626 (0.5); 0.0154 (1.0); 0.0079 (4.8); -0.0002 (151.0); -0.0086 (4.7); -0.0180 (0.8)
IV-03: ¹ H-NMR(400.0 MHz, CDCl ₃): δ = 8.2043 (0.8); 8.1666 (0.8); 7.5187 (1.7); 7.3829 (3.9); 7.3780 (3.7); 7.3731 (4.1); 7.3701 (3.8); 7.3662 (3.3); 7.2598 (298.6); 7.2297 (0.5); 7.1733 (0.8); 7.1581 (1.6); 7.1342 (1.2); 7.1288 (0.9); 7.1206 (0.7); 7.0164 (0.8); 6.9958 (2.5); 6.5143 (1.0); 6.4858 (1.0); 4.6151 (0.7); 4.6052 (1.2); 4.5946 (1.2); 4.5853 (1.3); 4.5749 (0.9); 3.8758 (3.1); 3.8379 (3.3); 3.8199 (16.0); 3.8094 (2.5); 3.7952 (15.8); 3.7805 (0.6); 3.7737 (2.5); 3.7661 (2.7); 3.2397 (2.1); 3.2334 (2.2); 3.1964 (1.9); 3.1900 (2.0); 3.1790 (0.5); 3.0021 (0.8); 2.9664 (0.6); 2.9560 (0.8); 2.9507 (1.1); 2.9307 (0.7); 2.4963 (0.5); 2.4456 (0.6); 2.4245 (0.6); 2.3810 (0.7); 1.7129 (12.1); 1.7074 (14.6); 1.5415 (26.6); 1.2842 (0.8); 1.2559 (1.6); 0.0080 (3.1); -0.0002 (102.3); -0.0085 (3.1)
IV-04: ¹ H-NMR(400.0 MHz, CDCl ₃): δ = 8.1901 (1.0); 8.1543 (1.0); 7.5185 (1.9); 7.3866 (2.7); 7.3830 (4.3); 7.3781 (4.3); 7.3732 (4.6); 7.3702 (4.6); 7.3663 (4.1); 7.2943 (0.7); 7.2596 (343.5); 7.1718 (1.0); 7.1565 (1.8); 7.1346 (1.4); 7.1205 (0.8); 7.1113 (0.6); 7.0138 (1.0); 6.9956 (3.0); 6.5139 (1.2); 6.4855 (1.1); 4.6250 (0.5); 4.6149 (0.9); 4.6053 (1.4); 4.5953 (1.4); 4.5857 (1.5); 4.5753 (1.0); 4.5656 (0.5); 3.8759 (3.0); 3.8381 (3.0); 3.8202 (15.8); 3.8093 (2.9); 3.7955 (15.6); 3.7805 (0.7); 3.7737 (2.6); 3.7661 (3.0); 3.2397 (2.4); 3.2333 (2.4); 3.2222 (0.5); 3.1964 (2.0); 3.1901 (2.1); 3.0020 (0.9); 2.9829 (0.7); 2.9613 (0.7); 2.9563 (0.9); 2.9512 (1.2);

2.9459 (1.0); 2.9366 (0.8); 2.9311 (0.8); 2.8996 (0.6); 2.5013 (0.5); 2.4957 (0.5); 2.4406 (0.6); 2.4169 (0.7); 2.3736 (0.8); 2.3200 (0.6); 2.1359 (0.6); 1.7131 (13.1); 1.7075 (16.0); 1.5386 (24.0); 1.4428 (1.2); 1.3326 (0.5); 1.3051 (0.6); 1.2843 (1.2); 1.2650 (2.7); 0.8986 (1.4); 0.8819 (4.3); 0.8641 (1.8); 0.1459 (0.5); 0.0079 (4.2); -0.0002 (125.5); -0.0085 (4.4); -0.1498 (0.5)
IV-05: ¹ H-NMR(400.0 MHz, CDCl ₃): δ= 7.3960 (1.7); 7.3910 (2.0); 7.3862 (3.0); 7.3834 (4.1); 7.3786 (4.6); 7.3739 (3.8); 7.3703 (5.0); 7.3670 (3.9); 7.3639 (2.4); 7.2620 (87.0); 7.1609 (0.7); 7.1558 (1.1); 7.1510 (0.7); 7.1419 (1.0); 7.1323 (1.4); 7.1260 (0.9); 7.1172 (0.9); 7.1102 (0.5); 7.0242 (0.8); 7.0064 (0.7); 6.9980 (1.0); 6.4684 (0.7); 6.4395 (0.7); 4.5935 (0.8); 4.5836 (0.8); 4.5744 (0.8); 4.5638 (0.6); 3.8179 (2.6); 3.8155 (2.4); 3.7746 (3.0); 3.7723 (2.7); 3.2377 (2.8); 3.2334 (2.9); 3.1945 (2.4); 3.1902 (2.6); 2.9779 (0.6); 2.9578 (0.6); 2.9321 (0.7); 2.9128 (0.7); 2.6484 (6.7); 2.6229 (6.9); 2.4992 (0.5); 2.4184 (0.9); 2.3714 (0.7); 2.3481 (0.6); 2.3430 (0.6); 1.7146 (15.5); 1.7079 (16.0); 1.6088 (0.7); 1.2580 (0.6); 0.8817 (0.9); 0.0079 (0.9); -0.0002 (31.0); -0.0085 (0.9)
IV-06: ¹ H-NMR(400.0 MHz, CDCl ₃): δ= 7.3961 (1.8); 7.3911 (2.2); 7.3836 (4.3); 7.3787 (4.7); 7.3741 (4.1); 7.3705 (5.1); 7.3672 (4.2); 7.3640 (2.6); 7.2622 (81.8); 7.1612 (0.7); 7.1560 (1.1); 7.1510 (0.7); 7.1418 (1.0); 7.1326 (1.5); 7.1262 (0.9); 7.1174 (0.9); 7.1104 (0.6); 7.0226 (0.8); 7.0055 (0.8); 6.9982 (1.0); 6.4689 (0.8); 6.4390 (0.8); 4.6039 (0.6); 4.5940 (0.9); 4.5843 (0.9); 4.5745 (0.9); 4.5641 (0.6); 3.8181 (2.8); 3.7748 (3.2); 3.2380 (2.7); 3.2338 (3.1); 3.1947 (2.3); 3.1905 (2.7); 2.9784 (0.7); 2.9585 (0.6); 2.9328 (0.8); 2.9180 (0.6); 2.9129 (0.8); 2.9085 (0.6); 2.8873 (0.5); 2.8820 (0.5); 2.6490 (7.8); 2.6237 (7.4); 2.4998 (0.6); 2.4231 (0.9); 2.4128 (0.8); 2.3715 (0.8); 2.3534 (0.5); 2.3485 (0.6); 2.3431 (0.6); 2.3022 (0.5); 2.2975 (0.5); 1.7148 (16.0); 1.7081 (15.0); 1.6149 (0.6); 1.4442 (1.6); 1.2562 (1.5); 0.0079 (0.9); -0.0002 (25.8); -0.0084 (1.0)
IV-07: ¹ H-NMR(400.0 MHz, CDCl ₃): δ= 8.2847 (1.2); 8.2381 (1.1); 7.4014 (1.5); 7.3870 (3.2); 7.3812 (4.7); 7.3773 (3.8); 7.3731 (4.4); 7.3674 (3.0); 7.3626 (2.2); 7.3598 (2.3); 7.2606 (78.9); 7.1662 (0.8); 7.1610 (1.1); 7.1553 (0.7); 7.1451 (1.2); 7.1387 (1.7); 7.1327 (0.8); 7.1292 (0.6); 7.1220 (1.0); 7.1157 (0.6); 7.0540 (1.2); 7.0363 (1.2); 6.6811 (1.0); 6.6765 (1.4); 6.6648 (0.6); 6.6579 (1.0); 6.6529 (1.4); 6.6484 (1.0); 4.6340 (0.5); 4.6245 (0.9); 4.6144 (1.4); 4.6045 (1.3); 4.5946 (1.4); 4.5844 (0.9); 3.8252 (2.3); 3.8139 (2.3); 3.7819 (2.6); 3.7706 (2.6); 3.3685 (16.0); 3.3485 (15.7); 3.2511 (2.5); 3.2408 (2.6); 3.2078 (2.2); 3.1975 (2.2); 3.0867 (0.6); 3.0821 (0.6); 3.0607 (1.1); 3.0370 (1.1); 3.0188 (0.9); 3.0138 (1.0); 2.5832 (0.6); 2.5783 (0.6); 2.5468 (0.9); 2.5417 (1.0); 2.5367 (0.9); 2.5117 (0.6); 2.5052 (0.8); 2.4877 (0.5); 2.4755 (0.9); 2.4701 (1.0); 2.4652 (0.8); 1.7158 (14.0); 1.7085 (13.7); 1.5737 (5.3); 1.2651 (0.9); 0.8820 (1.3); 0.8643 (0.5); 0.0080 (0.9); -0.0002 (28.1); -0.0084 (0.9)
IV-08: ¹ H-NMR(400.0 MHz, CDCl ₃): δ= 7.5184 (3.1); 7.2596 (547.1); 7.2473 (0.8); 7.1773 (2.1); 7.1714 (2.4); 7.1604 (3.6); 7.1575 (3.8); 7.1516 (2.9); 7.1460 (2.5); 7.0590 (0.7); 6.9956 (3.0); 6.9084 (1.3); 6.8868 (2.3); 6.8650 (1.2); 6.6661 (1.0); 5.4101 (1.2); 5.2985 (2.0); 4.6118 (0.8); 3.8159 (2.6); 3.8038 (1.0); 3.7912 (1.6); 3.7727 (3.0); 3.7606 (1.2); 3.7481 (1.8); 3.2199 (3.8); 3.2090 (1.2); 3.1813 (1.9); 3.1768 (3.1); 3.1657 (1.3); 3.0441 (2.4); 3.0284 (1.4); 2.9399 (0.6); 2.5382 (0.8); 2.4685 (0.8); 2.0498 (1.5); 1.9543 (1.0); 1.7916 (1.0); 1.7583 (16.0); 1.7179 (8.0); 1.7104 (10.7); 1.2553 (1.0); 0.1459 (1.1); 0.0079 (10.7); -0.0002 (307.0); -0.0085 (9.4); -0.1495 (1.0)
IV-09: ¹ H-NMR(400.0 MHz, CDCl ₃): δ= 7.5189 (1.0); 7.2600 (181.8); 7.1973 (2.5); 7.1829 (2.5); 6.9960 (1.5); 6.9702 (1.2); 6.9541 (1.2); 6.9485 (1.7); 6.9268 (0.8); 6.8632 (0.8); 6.8333 (0.9); 5.2995 (16.0); 4.6882 (0.8); 4.6681 (0.8); 3.9862 (0.9); 3.9395 (1.2); 3.7702 (2.0); 3.7654 (1.7); 3.7250 (1.4); 3.0349 (0.8); 2.5744 (2.4); 2.4870 (1.6); 2.0065 (1.0); 1.6417 (0.7); 1.2555 (1.8); 1.0166 (1.4); 0.1460 (1.1); 0.0079 (8.0); -0.0002 (226.2); -0.0083 (9.4); -0.1493 (0.9)
IV-11: ¹ H-NMR(400.0 MHz, CDCl ₃): δ= 7.5183 (8.4); 7.2594 (1381.5); 7.2096 (12.1); 7.1794 (16.2); 7.1737 (19.7); 7.1597 (20.3); 7.1540 (15.8); 6.9954 (8.3); 6.9569 (5.2); 6.9170 (5.2); 6.9113 (7.7); 6.9058 (4.2); 6.8954 (9.2); 6.8896 (16.0); 6.8839 (8.1); 6.8736 (4.9); 6.8680 (8.2); 6.8619 (5.7); 6.8497 (10.1); 6.8351 (7.5); 6.1938 (8.4); 6.1832 (6.7); 6.1668 (9.3); 6.1564 (7.7); 6.1506 (10.4); 6.1400 (7.8); 6.1238 (10.4); 6.1132 (8.3); 5.5505 (13.4); 5.5477 (14.8); 5.5074 (11.0); 5.5046 (13.1); 5.3602 (11.1); 5.3494 (12.5); 5.3326 (10.0); 5.3238 (11.8); 4.6458 (4.5); 4.6331 (5.2); 4.6260 (5.5); 4.6137 (5.5); 4.6041 (3.2); 3.9429 (11.1); 3.9312 (14.2); 3.8999 (13.5); 3.8880 (16.0); 3.3394 (14.0); 3.3313 (12.6); 3.2963 (12.6); 3.2883 (10.6); 3.0848 (2.5); 3.0528 (5.8);

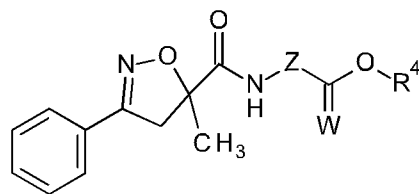
3.0327 (6.2); 3.0129 (6.0); 2.9925 (5.7); 2.5120 (3.3); 2.4821 (6.9); 2.4390 (5.6); 2.3922 (2.7); 2.0052 (2.4); 0.1459 (4.1); 0.0079 (37.0); -0.0002 (1177.9); -0.0085 (41.1); -0.0501 (10.1); -0.1495 (3.6)
IV-12: ¹ H-NMR(400.0 MHz, CDCl ₃): δ = 7.2617 (46.8); 7.1803 (0.5); 7.1702 (2.2); 7.1676 (3.0); 7.1646 (3.5); 7.1620 (3.3); 7.1507 (3.2); 7.1480 (3.4); 7.1451 (3.0); 7.1425 (2.1); 6.9976 (1.2); 6.9807 (1.0); 6.9153 (0.5); 6.9129 (0.6); 6.9095 (1.0); 6.9072 (1.0); 6.9039 (0.6); 6.9013 (0.5); 6.8936 (1.1); 6.8912 (1.2); 6.8878 (1.9); 6.8855 (1.9); 6.8821 (1.1); 6.8798 (1.0); 6.8719 (0.6); 6.8695 (0.6); 6.8661 (1.0); 6.8638 (0.9); 6.8605 (0.5); 6.4181 (1.1); 6.4127 (1.8); 6.4021 (0.8); 6.3960 (1.2); 6.3910 (1.6); 6.3862 (1.1); 5.5605 (1.2); 5.5351 (1.1); 5.2987 (1.3); 4.6152 (0.6); 4.6080 (1.0); 4.6043 (1.0); 4.5975 (1.0); 4.5883 (1.1); 4.5845 (1.0); 4.5778 (0.7); 3.7901 (2.8); 3.7862 (2.8); 3.7468 (3.2); 3.7429 (3.2); 3.2106 (2.8); 3.2044 (2.9); 3.1672 (2.5); 3.1611 (2.5); 3.0222 (0.6); 3.0157 (0.9); 3.0101 (1.1); 3.0025 (0.8); 2.9956 (0.9); 2.9902 (1.0); 2.9712 (1.0); 2.9677 (1.0); 2.9634 (1.0); 2.9514 (1.1); 2.9437 (0.9); 2.4940 (0.6); 2.4890 (0.7); 2.4838 (0.7); 2.4787 (0.6); 2.4426 (1.1); 2.4286 (0.6); 2.4187 (0.8); 2.4144 (0.7); 2.4078 (0.8); 2.3991 (0.6); 2.3951 (0.6); 2.3875 (0.7); 2.3825 (0.8); 2.3698 (1.0); 2.3644 (0.9); 2.3235 (0.6); 2.3183 (0.6); 1.7196 (15.0); 1.7091 (15.1); 1.6382 (14.5); 1.6195 (15.6); 1.6180 (16.0); 1.5765 (0.6); 1.5641 (0.5); 0.0079 (0.9); -0.0002 (26.2); -0.0084 (1.0)
IV-13: ¹ H-NMR(400.0 MHz, CDCl ₃): δ = 7.2609 (6.7); 7.2013 (0.6); 7.1982 (0.8); 7.1847 (0.7); 7.1826 (0.8); 7.1795 (0.6); 6.9492 (0.6); 5.2996 (16.0); 3.9379 (0.6); 3.7701 (0.8); 3.7249 (0.6); 1.6404 (3.8); 1.6391 (3.8); 1.6295 (3.8); -0.0002 (8.2)

Analytical data of Examples V-01 – V-04 (see Table 1.1)

V-01: ¹ H-NMR(400.0 MHz, CDCl ₃): δ = 7.2607 (29.8); 7.1733 (1.8); 7.1675 (2.2); 7.1644 (1.3); 7.1566 (1.3); 7.1535 (2.2); 7.1478 (1.8); 6.9165 (1.2); 6.9109 (1.3); 6.9051 (0.7); 6.8949 (1.7); 6.8892 (2.0); 6.8834 (0.9); 6.8733 (0.6); 6.8675 (0.8); 6.6565 (0.8); 6.6519 (2.1); 6.6465 (1.8); 6.6420 (0.8); 5.2999 (2.6); 5.1266 (0.5); 5.1212 (0.6); 5.1061 (0.6); 3.8051 (2.6); 3.7617 (3.0); 3.2223 (2.8); 3.1789 (2.4); 2.7298 (0.6); 2.7242 (0.5); 2.5871 (0.7); 2.5674 (0.9); 2.5486 (1.0); 2.5451 (1.5); 2.5380 (0.7); 2.5249 (0.6); 2.5165 (0.6); 1.7523 (0.8); 1.7447 (0.9); 1.7294 (16.0); 1.7126 (0.6); 1.4322 (0.7); 0.0079 (1.2); -0.0002 (38.1); -0.0085 (1.4)
V-05: ¹ H-NMR(400.6 MHz, CDCl ₃): δ = 7.2615 (30.2); 7.2051 (1.2); 7.1994 (1.5); 7.1962 (0.9); 7.1892 (0.9); 7.1859 (1.5); 7.1803 (1.3); 6.9720 (0.6); 6.9562 (0.6); 6.9505 (1.1); 6.9448 (0.6); 6.9290 (0.6); 6.5558 (1.5); 6.5504 (1.3); 6.5456 (0.6); 3.9927 (0.9); 3.9474 (1.3); 3.7747 (3.3); 3.7575 (16.0); 3.7293 (1.7); 2.5863 (0.6); 2.5831 (0.5); 2.5665 (0.8); 2.5637 (1.0); -0.0002 (17.8); -0.0085 (0.6)
V-02: ¹ H-NMR(400.0 MHz, CDCl ₃): δ = 7.2625 (20.6); 7.1731 (1.2); 7.1700 (0.8); 7.1674 (1.4); 7.1643 (0.8); 7.1564 (0.8); 7.1533 (1.4); 7.1476 (1.2); 6.9111 (0.6); 6.8952 (0.6); 6.8894 (1.1); 6.8836 (0.5); 6.8677 (0.6); 6.5394 (0.5); 6.5341 (1.4); 6.5291 (1.1); 5.3005 (1.8); 3.7930 (2.0); 3.7681 (0.7); 3.7496 (2.4); 3.7427 (16.0); 3.2154 (2.0); 3.1721 (1.8); 2.6219 (1.0); 2.5432 (0.6); 2.5263 (0.8); 2.5230 (0.5); 1.7330 (0.5); 1.7237 (11.9); -0.0002 (12.6)
V-03: ¹ H-NMR(400.0 MHz, CDCl ₃): δ = 7.2633 (20.6); 7.1798 (1.0); 7.1740 (1.2); 7.1710 (0.7); 7.1631 (0.7); 7.1600 (1.2); 7.1542 (1.0); 6.8951 (0.5); 6.8893 (0.9); 6.8676 (0.5); 6.5767 (1.1); 6.5715 (0.9); 4.4461 (0.6); 4.4343 (0.5); 4.4224 (0.6); 4.3059 (1.8); 4.2995 (0.6); 4.2974 (0.9); 4.2943 (1.7); 4.2908 (0.9); 4.2887 (0.6); 4.2824 (1.9); 3.7952 (1.6); 3.7519 (1.9); 3.6955 (0.6); 3.6836 (0.5); 3.6718 (0.6); 3.6266 (1.8); 3.6203 (0.6); 3.6182 (0.9); 3.6147 (1.7); 3.6116 (0.9); 3.6096 (0.6); 3.6030 (1.7); 3.4040 (0.8); 3.3991 (4.4); 3.3947 (0.7); 3.3746 (16.0); 3.2173 (1.7); 3.1740 (1.5); 2.6163 (2.2); 2.5451 (0.7); 1.7238 (9.5); 1.7134 (0.8); 1.6802 (0.7); -0.0002 (12.2)
V-04: ¹ H-NMR(400.0 MHz, CDCl ₃): δ = 7.2601 (32.7); 7.2062 (0.6); 7.2004 (0.7); 7.1870 (0.6); 7.1814 (0.5); 6.9786 (1.0); 5.2997 (0.6); 5.0059 (0.5); 3.7802 (0.8); 3.7350 (0.6); 2.2715 (1.7); 1.4789 (0.6); 1.4322 (16.0); 1.4218 (0.7); 1.2812 (0.8); 1.2546 (1.0); 1.2436 (0.6); 1.2228 (3.0); 0.0080 (1.3); -0.0002 (40.1); -0.0085 (1.4)

In analogy to the preparation examples cited above and cited at the appropriate point, and taking account of the general details relating to the preparation of substituted isoxazolinecarboxamides, the compounds cited below can be obtained:

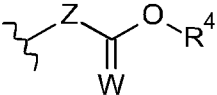
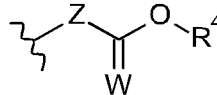
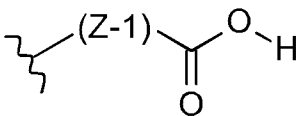
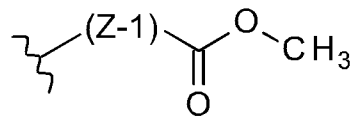
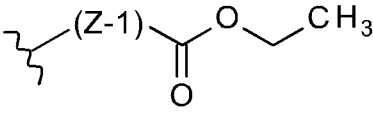
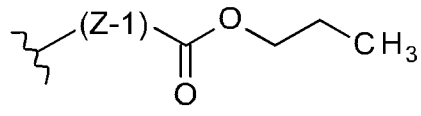
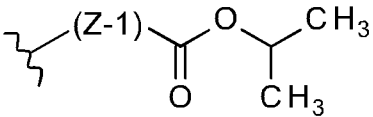
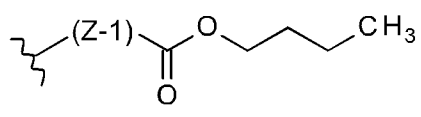
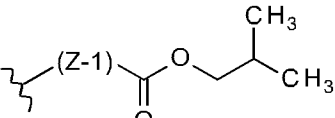
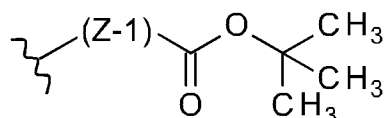
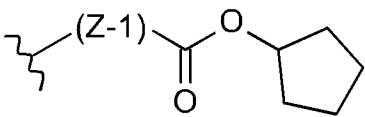
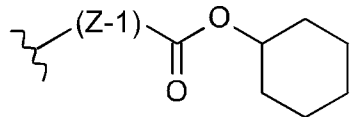
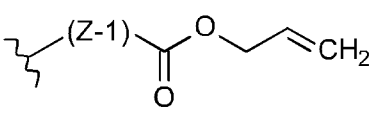
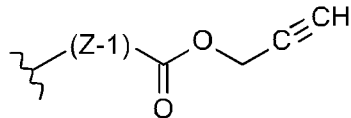
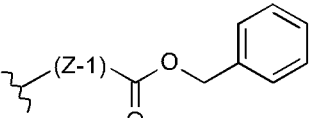
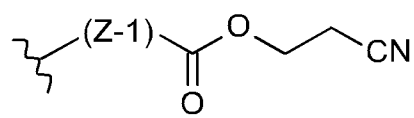
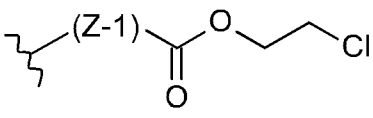
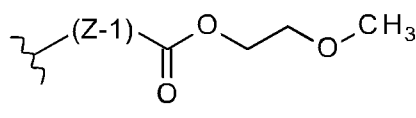
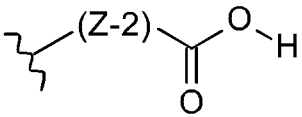
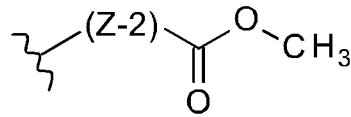
- 5 Table 2.1: Compounds 2.1-1 to 2.1-240 according to the invention of the general formula (I.1), where Z-(C=W)-O-R⁴ is as defined below.

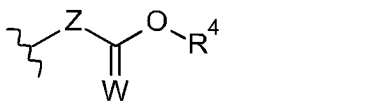
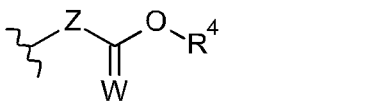
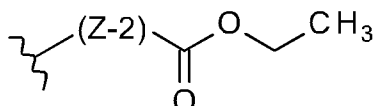
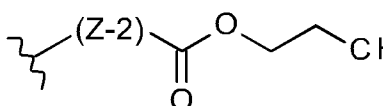
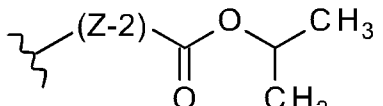
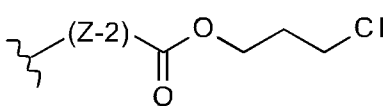
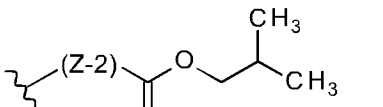
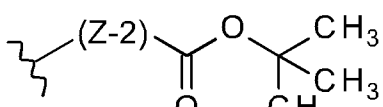
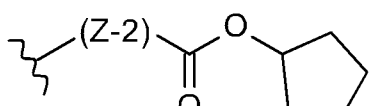
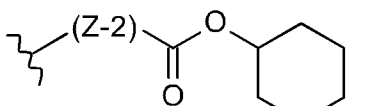
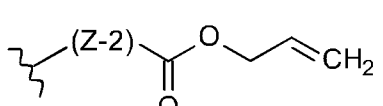
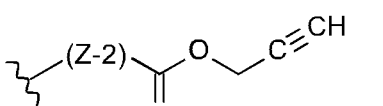
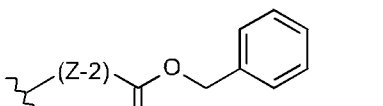
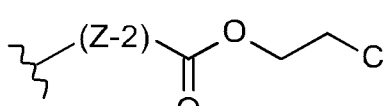
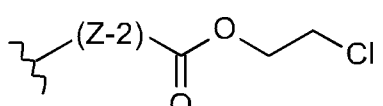
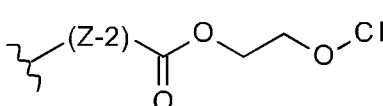
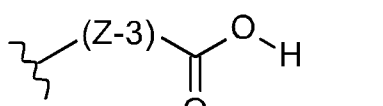
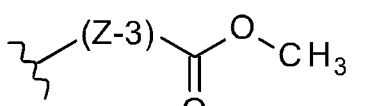
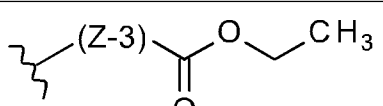
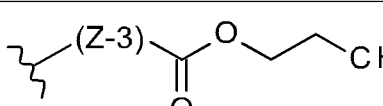
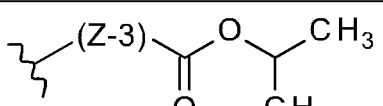
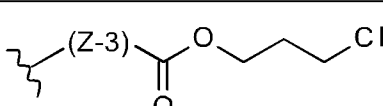


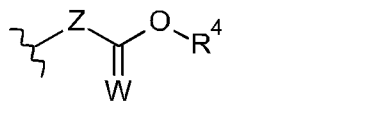
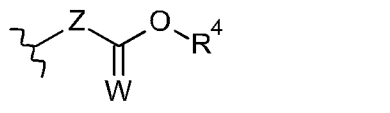
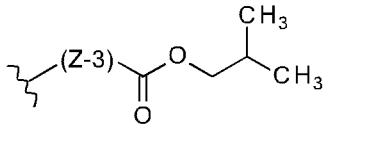
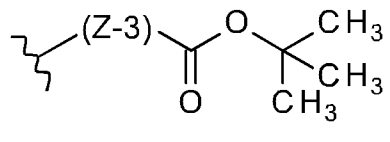
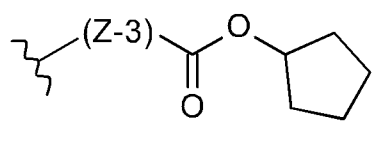
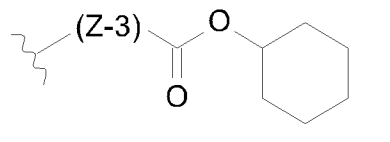
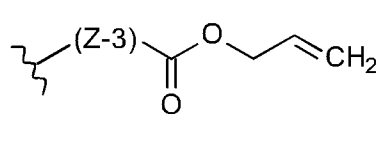
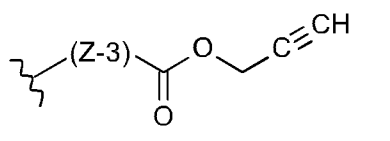
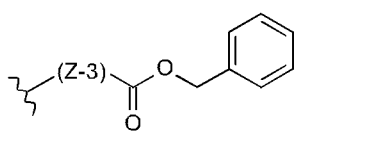
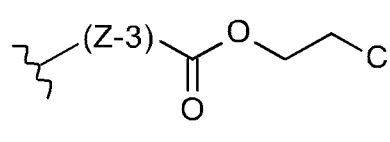
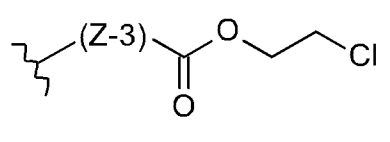
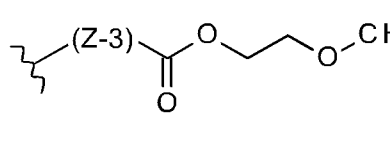
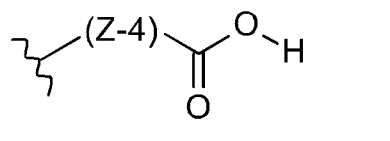
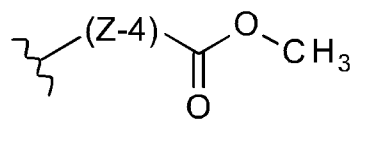
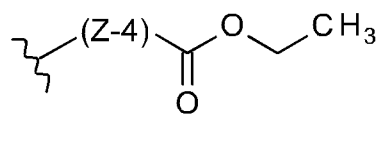
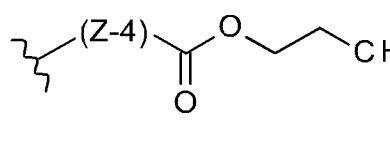
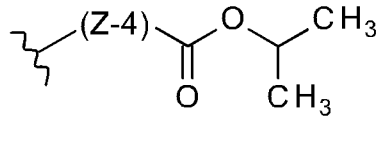
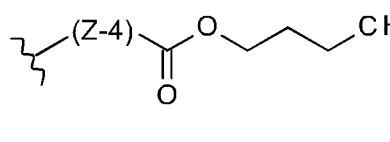
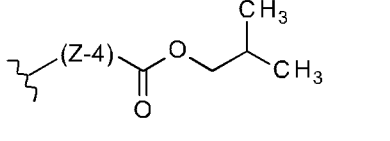
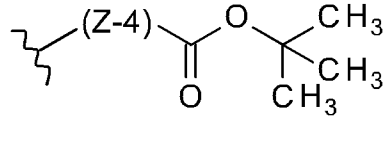
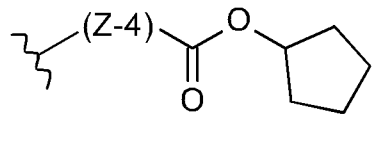
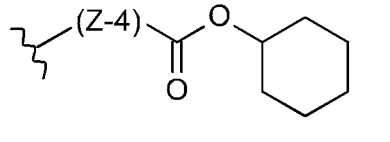
(I.1),

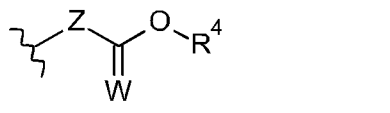
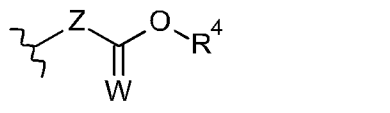
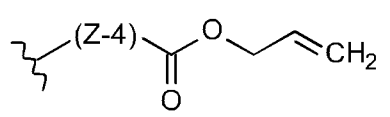
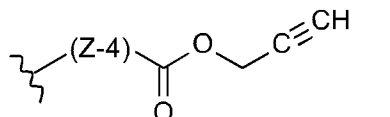
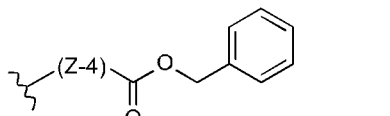
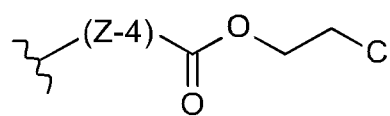
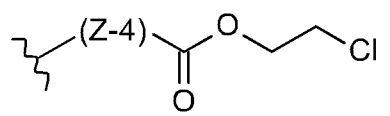
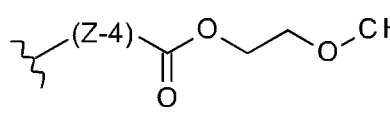
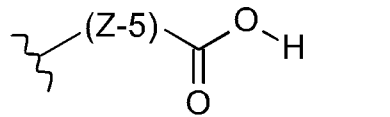
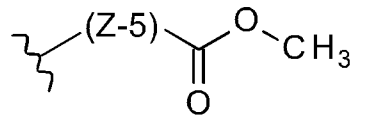
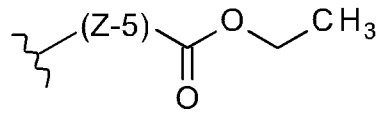
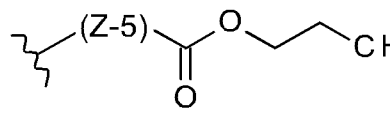
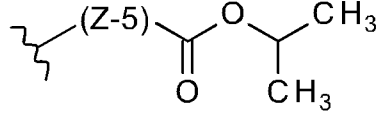
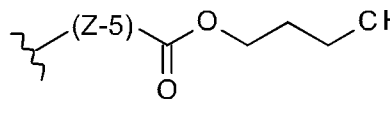
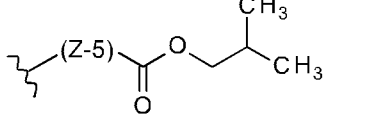
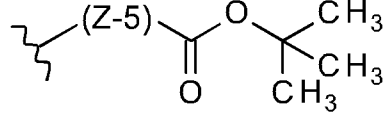
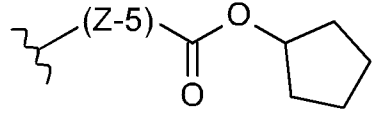
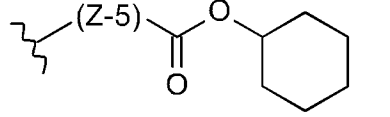
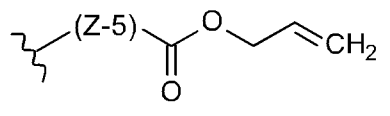
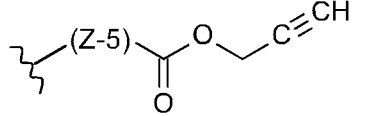
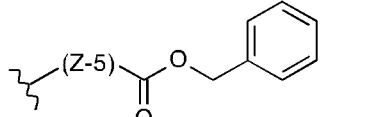
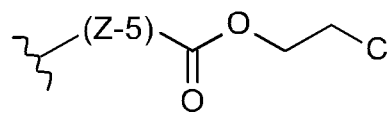
10

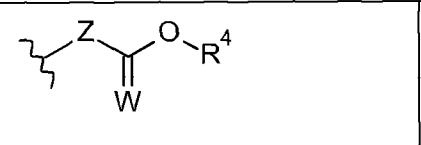
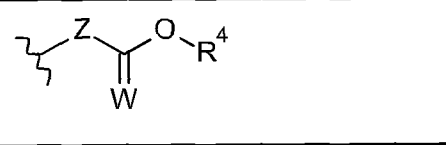
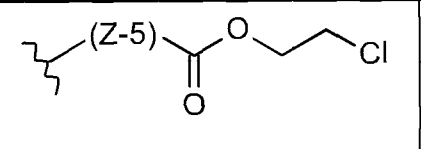
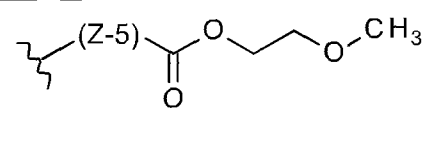
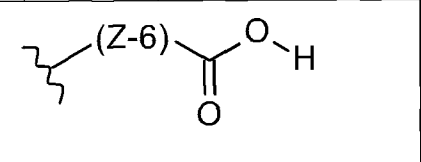
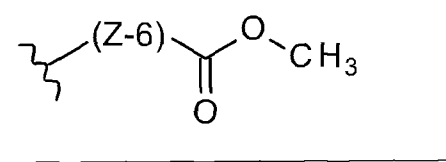
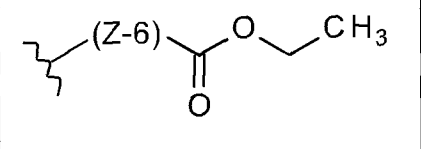
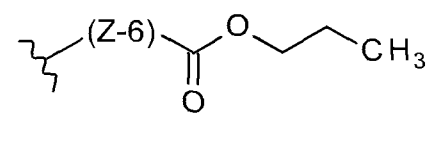
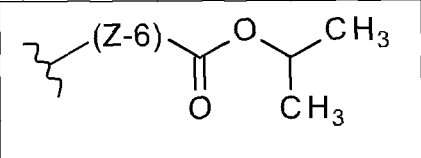
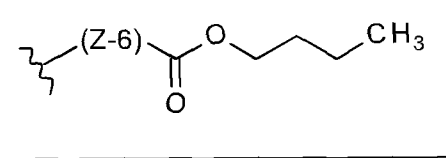
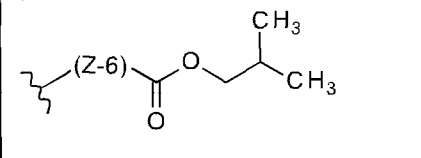
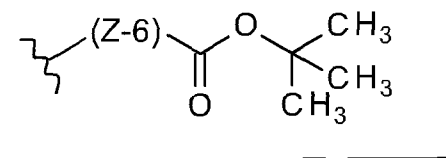
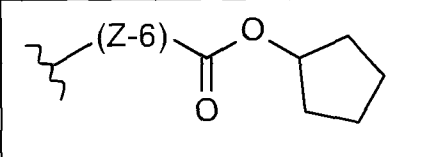
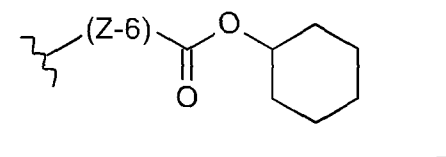
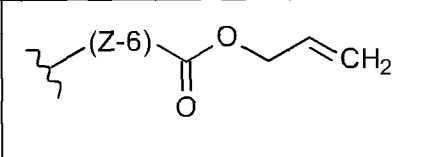
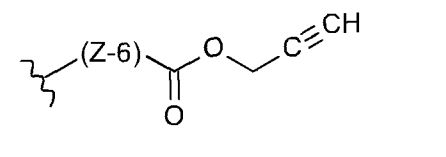
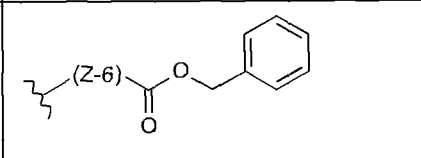
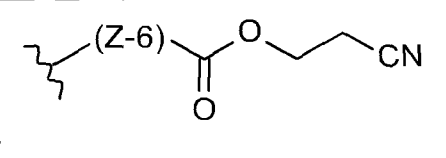
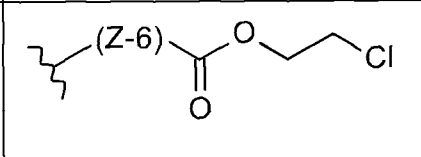
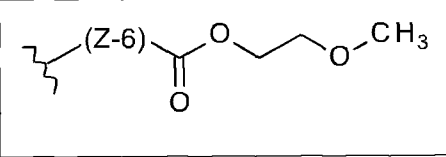
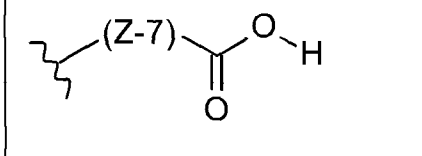
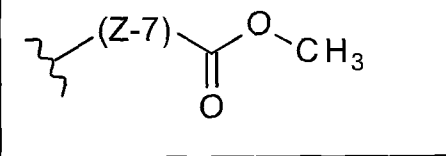
Table 2.1

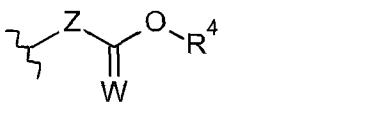
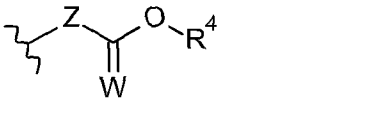
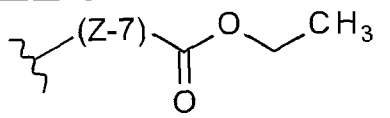
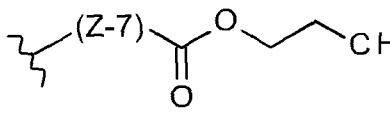
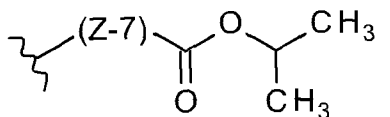
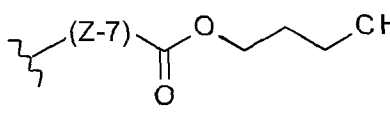
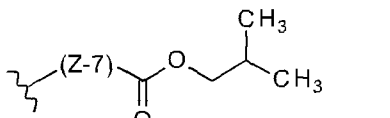
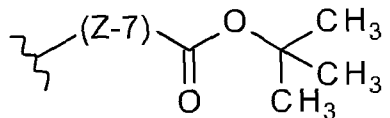
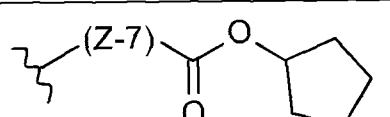
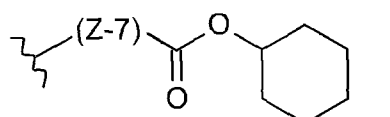
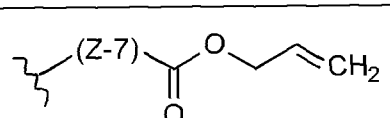
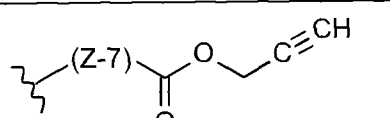
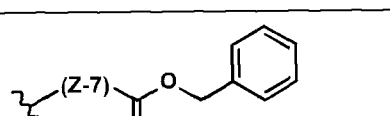
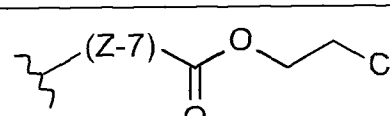
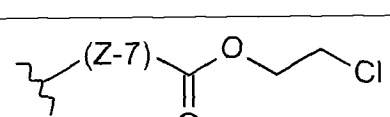
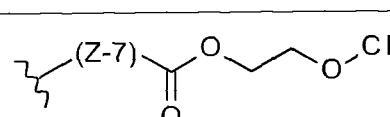
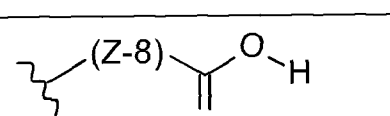
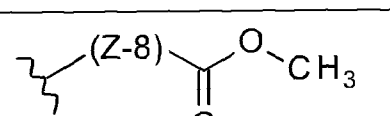
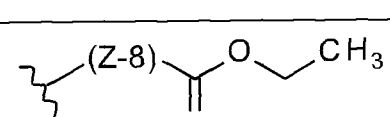
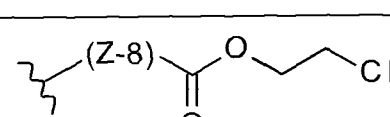
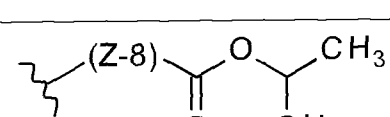
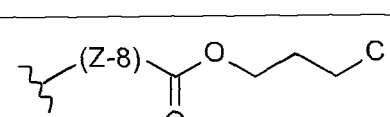
No.		No.	
2.1-1		2.1-2	
2.1-3		2.1-4	
2.1-5		2.1-6	
2.1-7		2.1-8	
2.1-9		2.1-10	
2.1-11		2.1-12	
2.1-13		2.1-14	
2.1-15		2.1-16	
2.1-17		2.1-18	

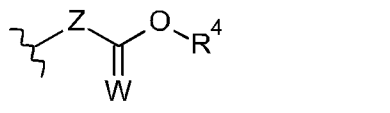
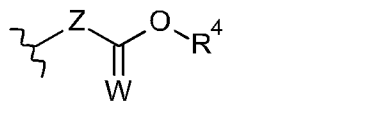
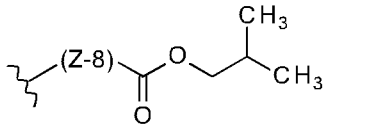
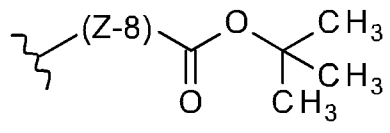
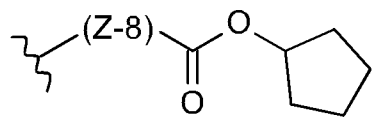
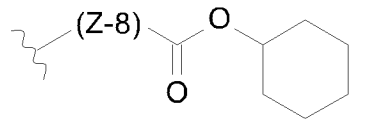
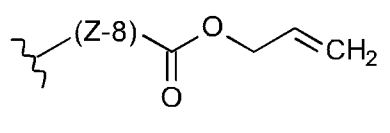
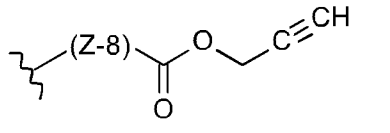
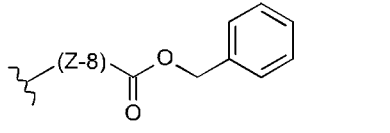
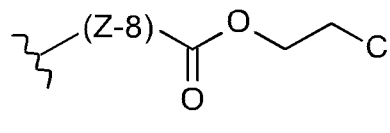
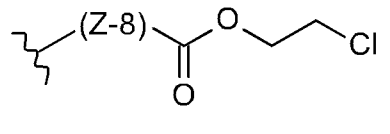
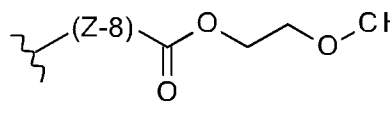
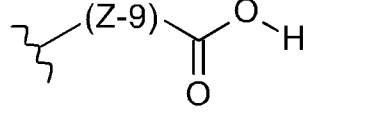
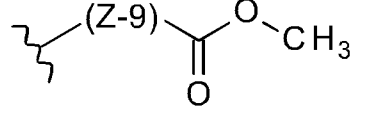
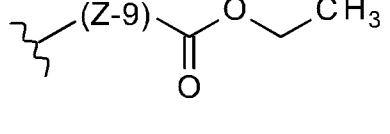
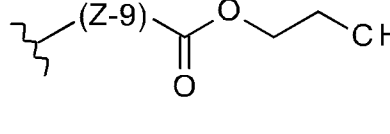
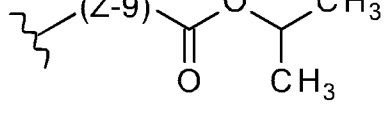
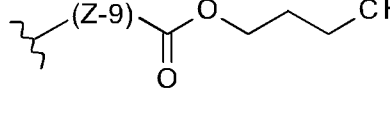
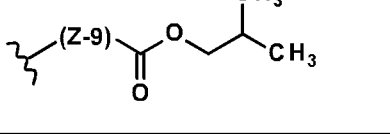
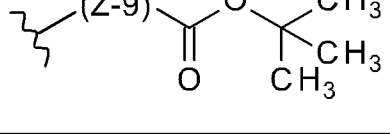
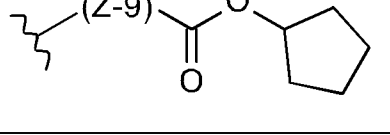
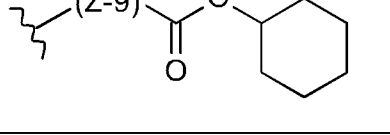
No.		No.	
2.1-19		2.1-20	
2.1-21		2.1-22	
2.1-23		2.1-24	
2.1-25		2.1-26	
2.1-27		2.1-28	
2.1-29		2.1-30	
2.1-31		2.1-32	
2.1-33		2.1-34	
2.1-35		2.1-36	
2.1-37		2.1-38	

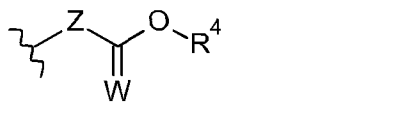
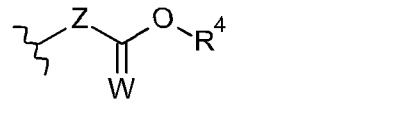
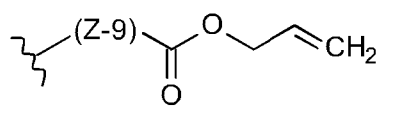
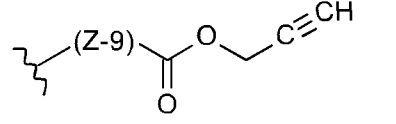
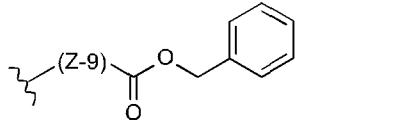
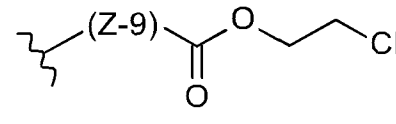
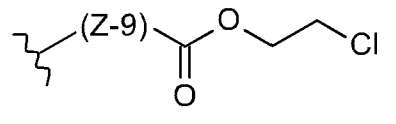
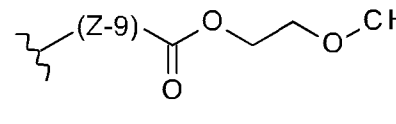
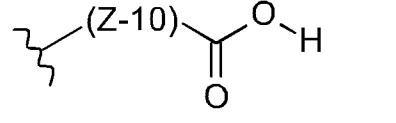
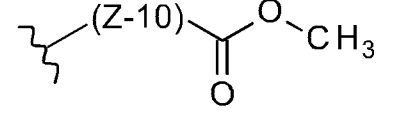
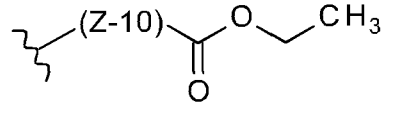
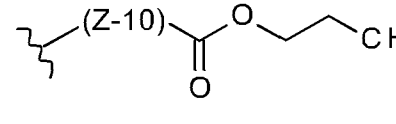
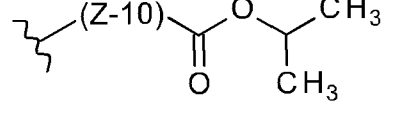
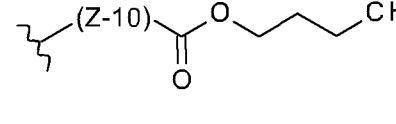
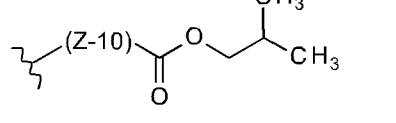
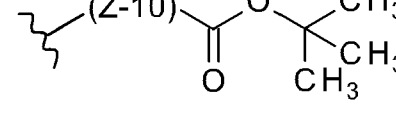
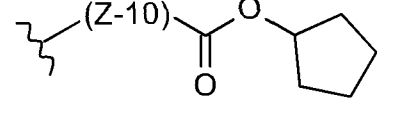
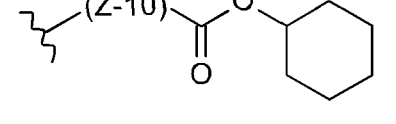
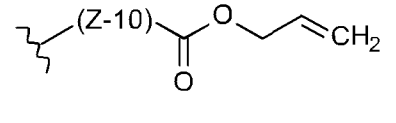
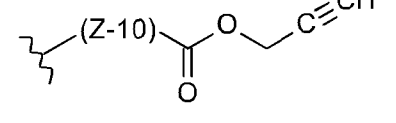
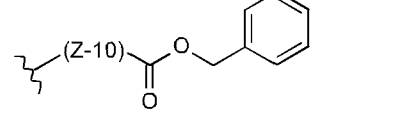
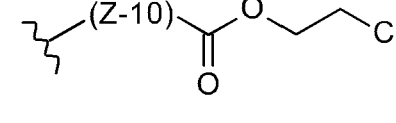
No.		No.	
2.1-39		2.1-40	
2.1-41		2.1-42	
2.1-43		2.1-44	
2.1-45		2.1-46	
2.1-47		2.1-48	
2.1-49		2.1-50	
2.1-51		2.1-52	
2.1-53		2.1-54	
2.1-55		2.1-56	
2.1-57		2.1-58	

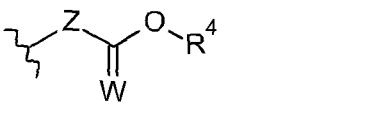
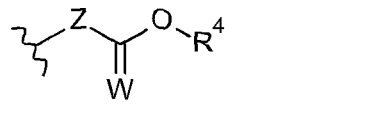
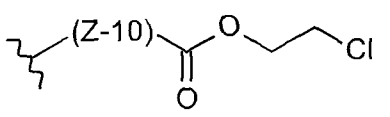
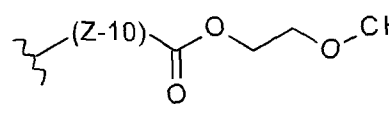
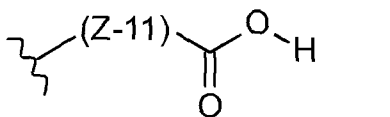
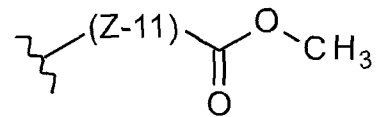
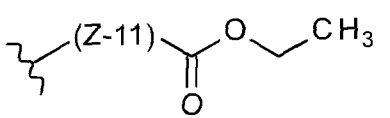
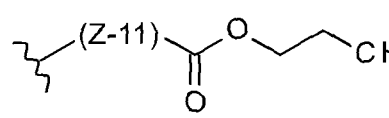
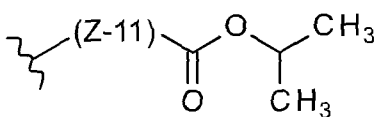
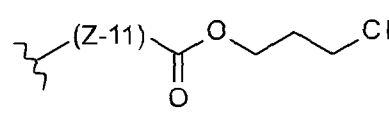
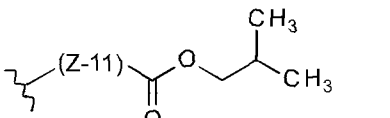
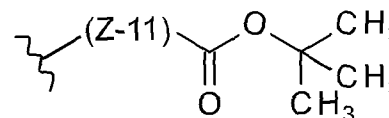
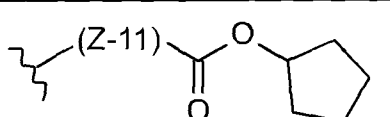
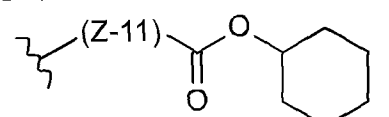
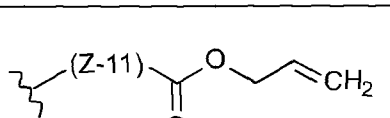
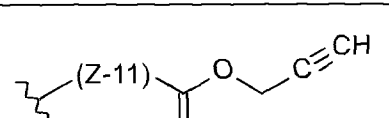
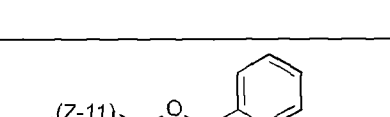
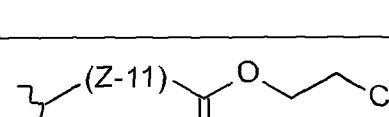
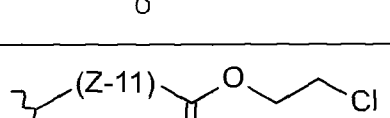
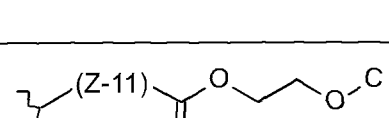
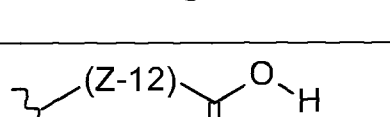
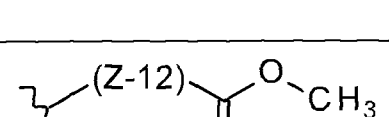
No.		No.	
2.1-59		2.1-60	
2.1-61		2.1-62	
2.1-63		2.1-64	
2.1-65		2.1-66	
2.1-67		2.1-68	
2.1-69		2.1-70	
2.1-71		2.1-72	
2.1-73		2.1-74	
2.1-75		2.1-76	
2.1-77		2.1-78	

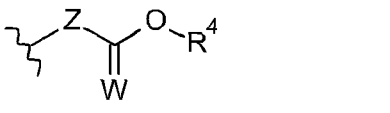
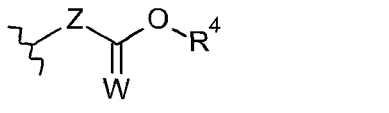
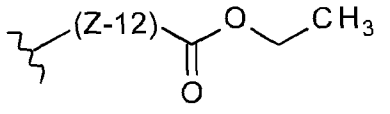
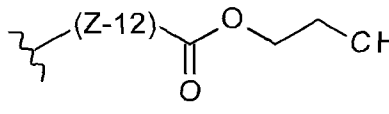
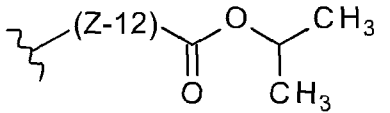
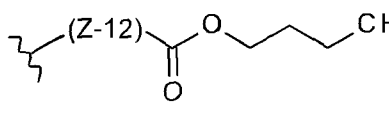
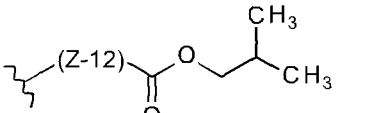
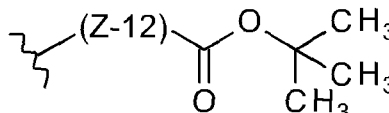
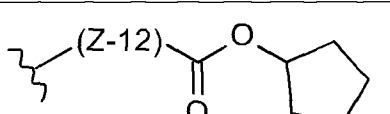
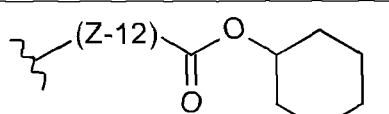
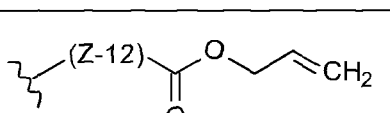
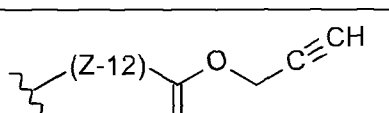
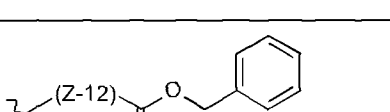
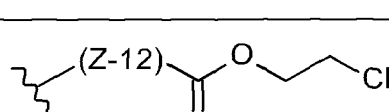
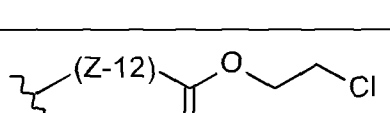
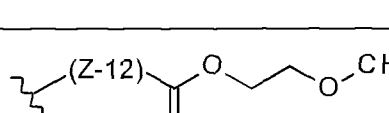
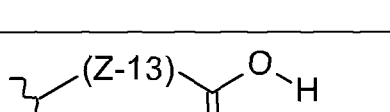
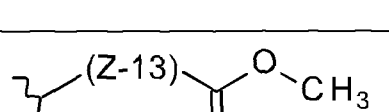
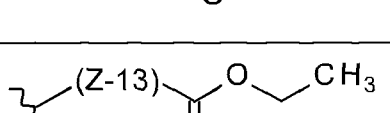
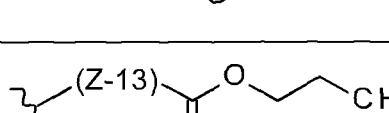
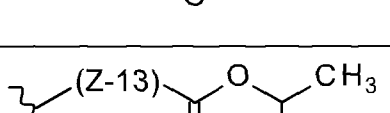
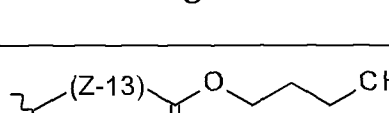
No.		No.	
2.1-79		2.1-80	
2.1-81		2.1-82	
2.1-83		2.1-84	
2.1-85		2.1-86	
2.1-87		2.1-88	
2.1-89		2.1-90	
2.1-91		2.1-92	
2.1-93		2.1-94	
2.1-95		2.1-96	
2.1-97		2.1-98	

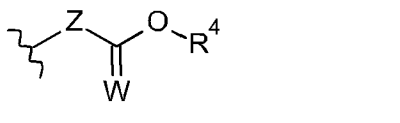
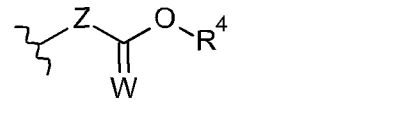
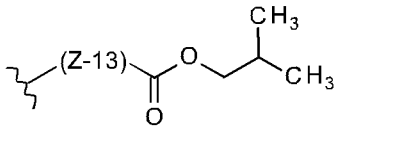
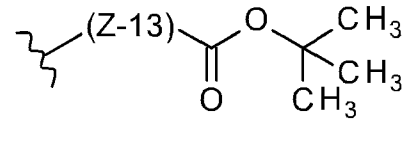
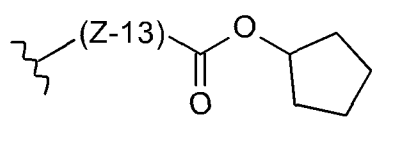
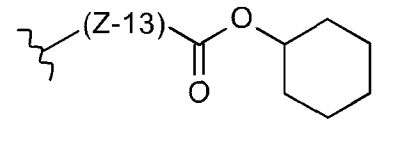
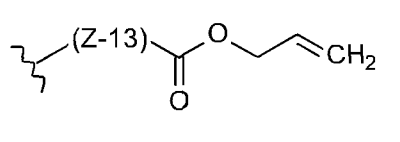
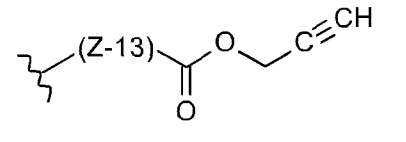
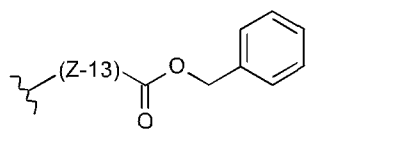
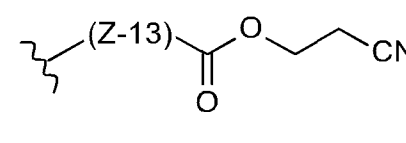
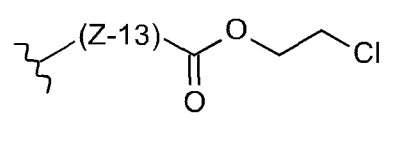
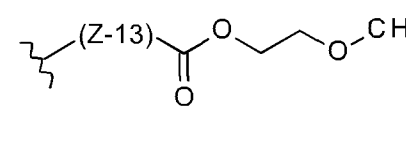
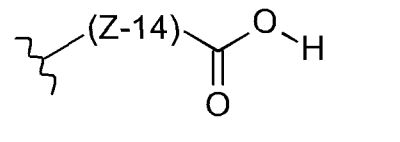
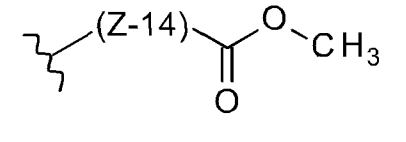
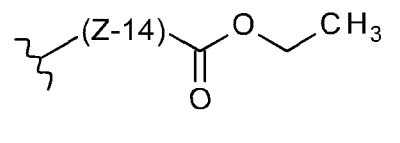
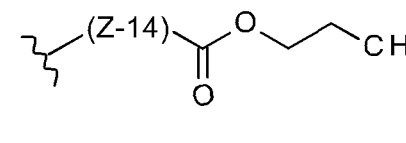
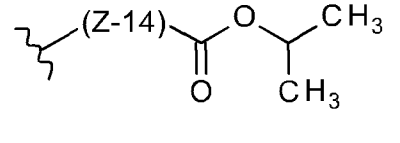
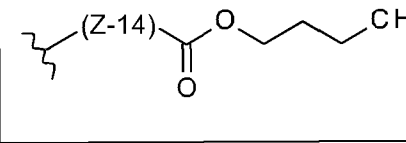
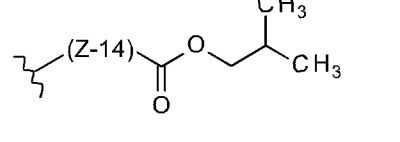
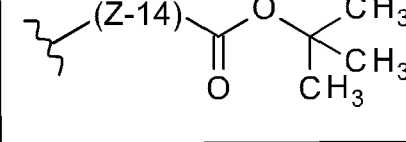
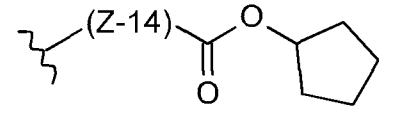
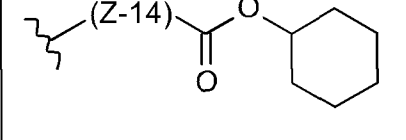
No.		No.	
2.1-99		2.1-100	
2.1-101		2.1-102	
2.1-103		2.1-104	
2.1-105		2.1-106	
2.1-107		2.1-108	
2.1-109		2.1-110	
2.1-111		2.1-112	
2.1-113		2.1-114	
2.1-115		2.1-116	
2.1-117		2.1-118	

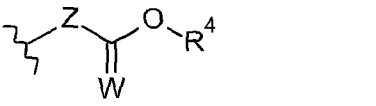
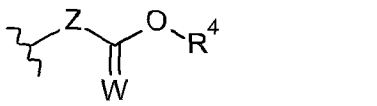
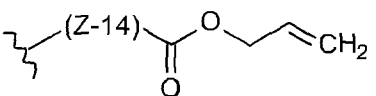
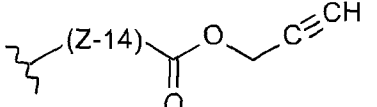
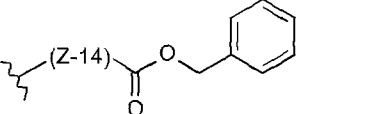
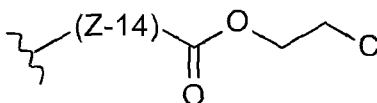
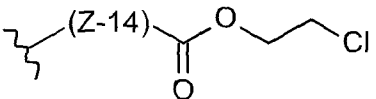
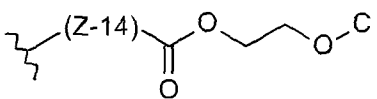
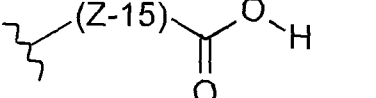
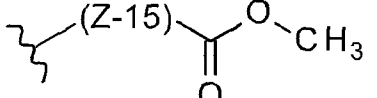
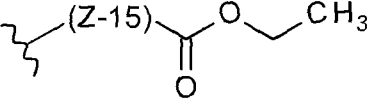
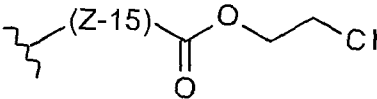
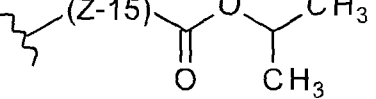
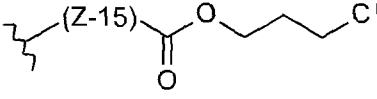
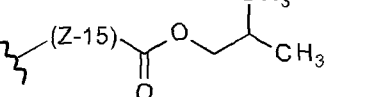
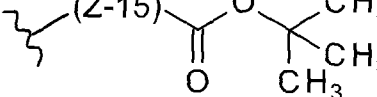
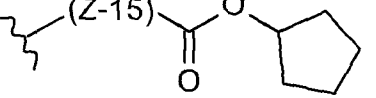
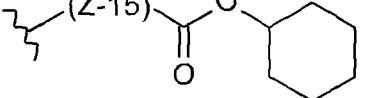
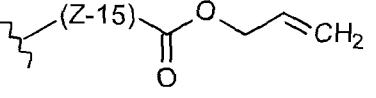
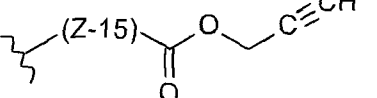
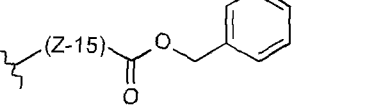
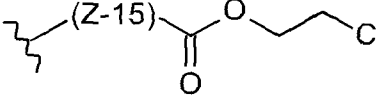
No.		No.	
2.1-119		2.1-120	
2.1-121		2.1-122	
2.1-123		2.1-124	
2.1-125		2.1-126	
2.1-127		2.1-128	
2.1-129		2.1-130	
2.1-131		2.1-132	
2.1-133		2.1-134	
2.1-135		2.1-136	
2.1-137		2.1-138	

No.		No.	
2.1-139		2.1-140	
2.1-141		2.1-142	
2.1-143		2.1-144	
2.1-145		2.1-146	
2.1-147		2.1-148	
2.1-149		2.1-150	
2.1-151		2.1-152	
2.1-153		2.1-154	
2.1-155		2.1-156	
2.1-157		2.1-158	

No.		No.	
2.1-159		2.1-160	
2.1-161		2.1-162	
2.1-163		2.1-164	
2.1-165		2.1-166	
2.1-167		2.1-168	
2.1-169		2.1-170	
2.1-171		2.1-172	
2.1-173		2.1-174	
2.1-175		2.1-176	
2.1-177		2.1-178	

No.		No.	
2.1-179		2.1-180	
2.1-181		2.1-182	
2.1-183		2.1-184	
2.1-185		2.1-186	
2.1-187		2.1-188	
2.1-189		2.1-190	
2.1-191		2.1-192	
2.1-193		2.1-194	
2.1-195		2.1-196	
2.1-197		2.1-198	

No.		No.	
2.1-199		2.1-200	
2.1-201		2.1-202	
2.1-203		2.1-204	
2.1-205		2.1-206	
2.1-207		2.1-208	
2.1-209		2.1-210	
2.1-211		2.1-212	
2.1-213		2.1-214	
2.1-215		2.1-216	
2.1-217		2.1-218	

No.		No.	
2.1-219		2.1-220	
2.1-221		2.1-222	
2.1-223		2.1-224	
2.1-225		2.1-226	
2.1-227		2.1-228	
2.1-229		2.1-230	
2.1-231		2.1-232	
2.1-233		2.1-234	
2.1-235		2.1-236	
2.1-237		2.1-238	

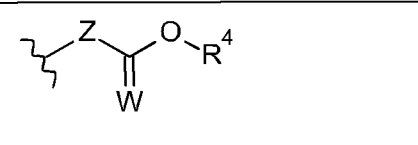
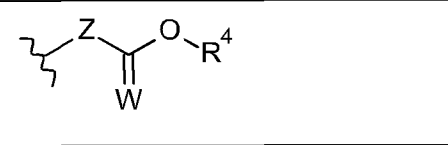
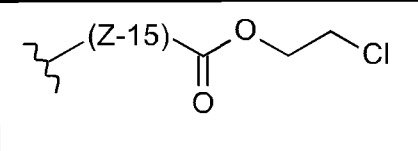
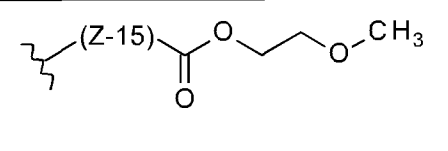
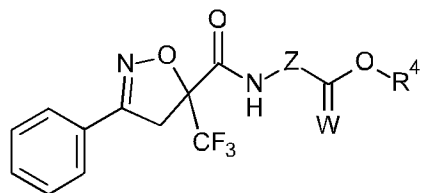
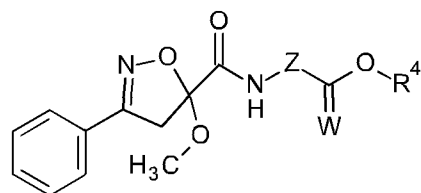
No.		No.	
2.1-239		2.1-240	

Table 2.2: Compounds 2.2-1 to 2.2-240 according to the invention of the general formula (I.2), where Z-(C=W)-O-R⁴ is as defined in Table 2.1.



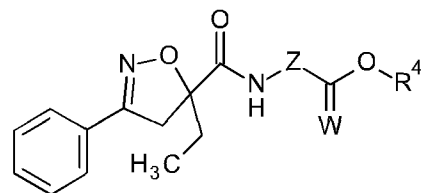
(I.2),

- 5 Table 2.3: Compounds 2.3-1 to 2.3-240 according to the invention of the general formula (I.3), where Z-(C=W)-O-R⁴ is as defined in Table 2.1.



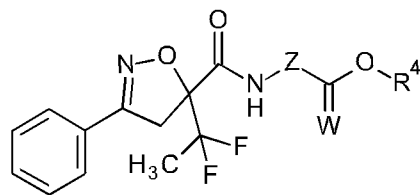
(I.3),

- 10 Table 2.4: Compounds 2.4-1 to 2.4-240 according to the invention of the general formula (I.4), where Z-(C=W)-O-R⁴ is as defined in Table 2.1.



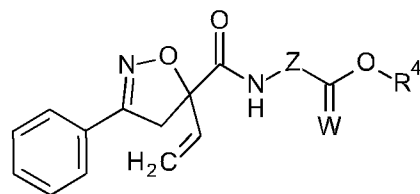
(I.4),

Table 2.5: Compounds 2.5-1 to 2.5-240 according to the invention of the general formula (I.5), where Z-(C=W)-O-R⁴ is as defined in Table 2.1.



(I.5),

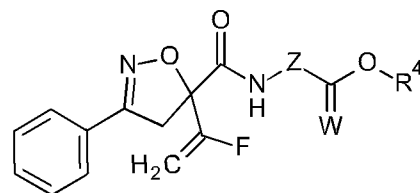
Table 2.6: Compounds 2.6-1 to 2.6-240 according to the invention of the general formula (I.6), where Z-(C=W)-O-R⁴ is as defined in Table 2.1.



(I.6),

5

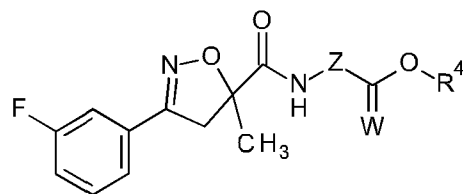
Table 2.7: Compounds 2.7-1 to 2.7-240 according to the invention of the general formula (I.7), where Z-(C=W)-O-R⁴ is as defined in Table 2.1.



(I.7),

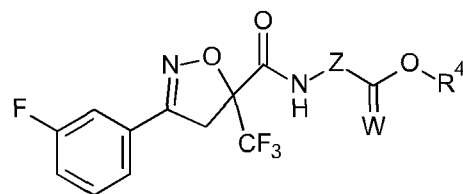
Table 2.8: Compounds 2.8-1 to 2.8-240 according to the invention of the general formula (I.8), where Z-(C=W)-O-R⁴ is as defined in Table 2.1.

10



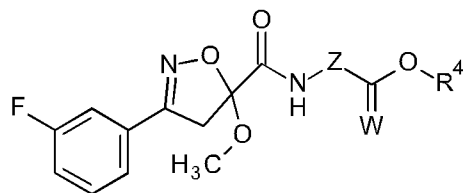
(I.8),

Table 2.9: Compounds 2.9-1 to 2.9-240 according to the invention of the general formula (I.9), where Z-(C=W)-O-R⁴ is as defined in Table 2.1.



(I.9),

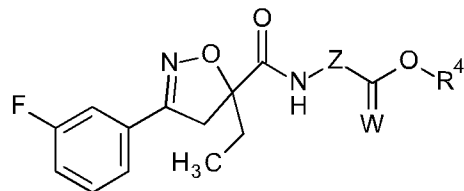
15 Table 2.10: Compounds 2.10-1 to 2.10-240 according to the invention of the general formula (I.10), where Z-(C=W)-O-R⁴ is as defined in Table 2.1.



(I.10),

Table 2.11: Compounds 2.11-1 to 2.11-240 according to the invention of the general formula (I.11),

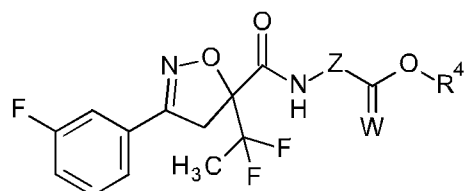
where Z-(C=W)-O-R⁴ is as defined in Table 2.1.



(I.11),

5 Table 2.12: Compounds 2.12-1 to 2.12-240 according to the invention of the general formula (I.12),

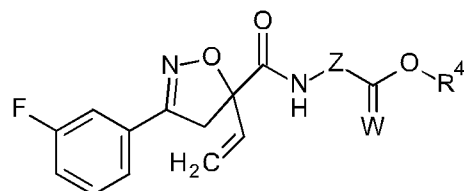
where Z-(C=W)-O-R⁴ is as defined in Table 2.1.



(I.12),

Table 2.13: Compounds 2.13-1 to 2.13-240 according to the invention of the general formula (I.13),

where Z-(C=W)-O-R⁴ is as defined in Table 2.1.

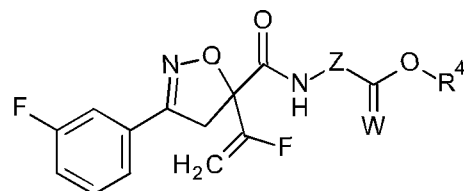


(I.13),

10

Table 2.14: Compounds 2.14-1 to 2.14-240 according to the invention of the general formula (I.14),

where Z-(C=W)-O-R⁴ is as defined in Table 2.1.

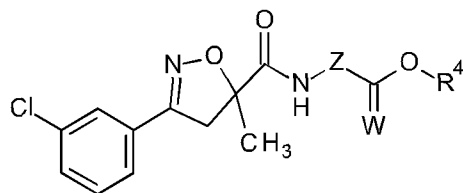


(I.14),

Table 2.15: Compounds 2.15-1 to 2.15-240 according to the invention of the general formula (I.15),

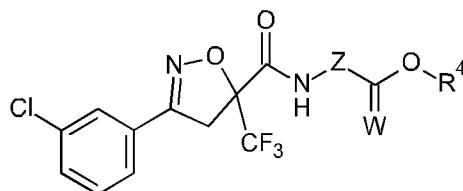
15 where Z-(C=W)-O-R⁴ is as defined in Table 2.1.

170



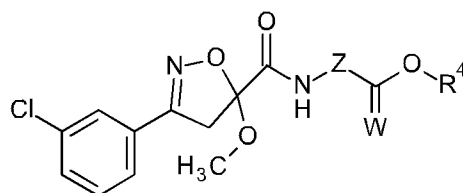
(I.15),

Table 2.16: Compounds 2.16-1 to 2.16-240 according to the invention of the general formula (I.16), where Z-(C=W)-O-R⁴ is as defined in Table 2.1.



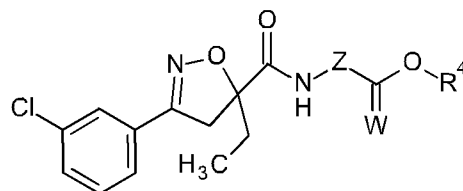
(I.16),

5 Table 2.17: Compounds 2.17-1 to 2.17-240 according to the invention of the general formula (I.17), where Z-(C=W)-O-R⁴ is as defined in Table 2.1.



(I.17),

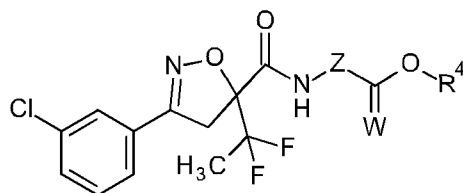
Table 2.18: Compounds 2.18-1 to 2.18-240 according to the invention of the general formula (I.18), where Z-(C=W)-O-R⁴ is as defined in Table 2.1.



(I.18),

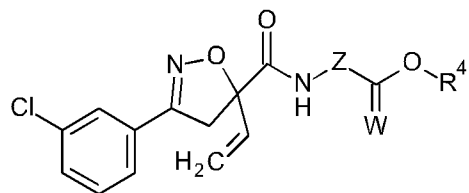
10

Table 2.19: Compounds 2.19-1 to 2.19-240 according to the invention of the general formula (I.19), where Z-(C=W)-O-R⁴ is as defined in Table 2.1.



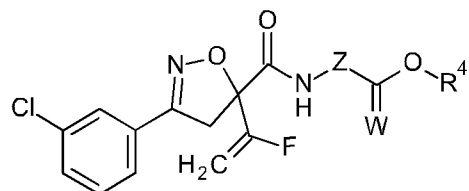
(I.19),

15 Table 2.20: Compounds 2.20-1 to 2.20-240 according to the invention of the general formula (I.20), where Z-(C=W)-O-R⁴ is as defined in Table 2.1.



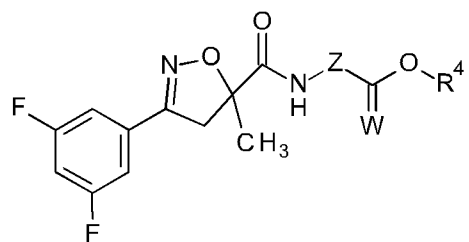
(I.20),

Table 2.21: Compounds 2.21-1 to 2.21-240 according to the invention of the general formula (I.21), where Z-(C=W)-O-R⁴ is as defined in Table 2.1.



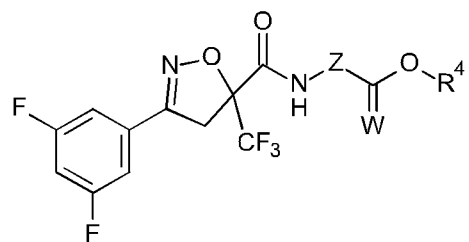
(I.21),

5 Table 2.22: Compounds 2.22-1 to 2.22-240 according to the invention of the general formula (I.22), where Z-(C=W)-O-R⁴ is as defined in Table 2.1.



(I.22),

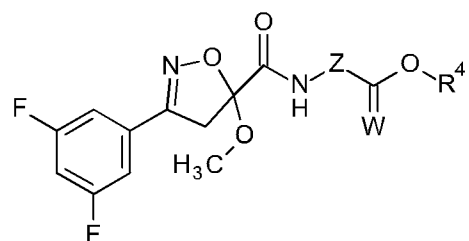
Table 2.23: Compounds 2.23-1 to 2.23-240 according to the invention of the general formula (I.23), where Z-(C=W)-O-R⁴ is as defined in Table 2.1.



(I.23),

10

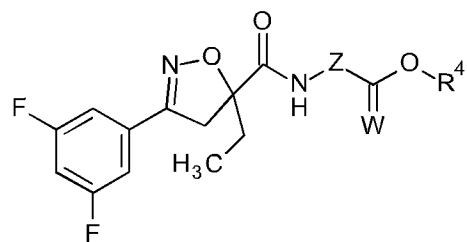
Table 2.24: Compounds 2.24-1 to 2.24-240 according to the invention of the general formula (I.24), where Z-(C=W)-O-R⁴ is as defined in Table 2.1.



(I.24),

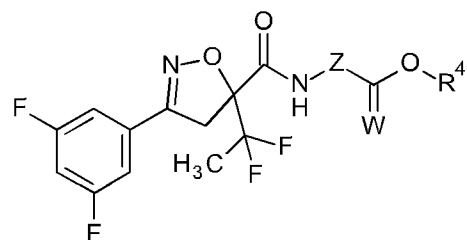
15 Table 2.25: Compounds 2.25-1 to 2.25-240 according to the invention of the general formula (I.25),

where $Z-(C=W)-O-R^4$ is as defined in Table 2.1.



(I.25),

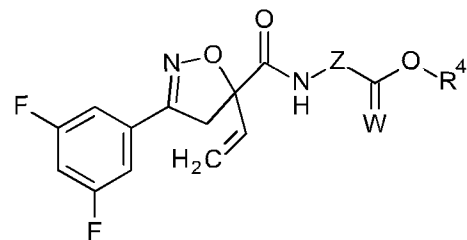
Table 2.26: Compounds 2.26-1 to 2.26-240 according to the invention of the general formula (I.26), where $Z-(C=W)-O-R^4$ is as defined in Table 2.1.



5

(I.26),

Table 2.27: Compounds 2.27-1 to 2.27-240 according to the invention of the general formula (I.27), where $Z-(C=W)-O-R^4$ is as defined in Table 2.1.

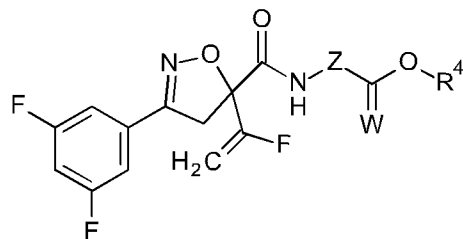


(I.27),

Table 2.28: Compounds 2.28-1 to 2.28-240 according to the invention of the general formula (I.28),

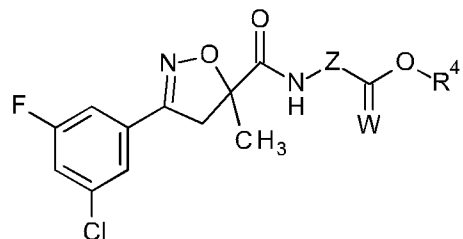
10 where $Z-(C=W)-O-R^4$ is as defined in Table 2.1.

173



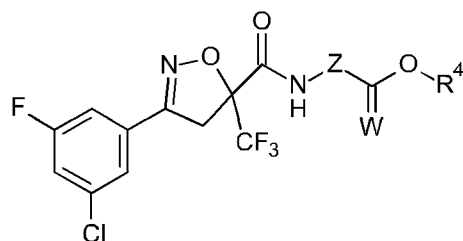
(I.28),

Table 2.29: Compounds 2.29-1 to 2.29-240 according to the invention of the general formula (I.29), where Z-(C=W)-O-R⁴ is as defined in Table 2.1.



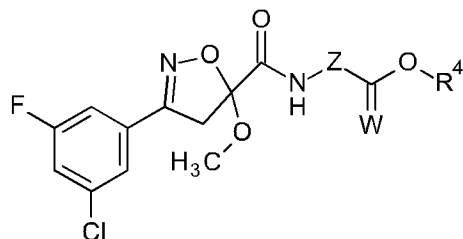
(I.29),

5 Table 2.30: Compounds 2.30-1 to 2.30-240 according to the invention of the general formula (I.30), where Z-(C=W)-O-R⁴ is as defined in Table 2.1.



(I.30),

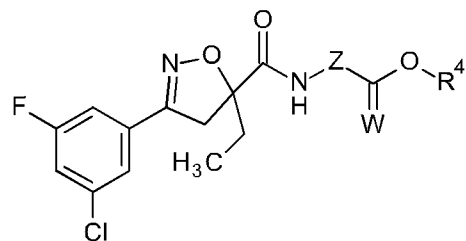
Table 2.31: Compounds 2.31-1 to 2.31-240 according to the invention of the general formula (I.31), where Z-(C=W)-O-R⁴ is as defined in Table 2.1.



(I.31),

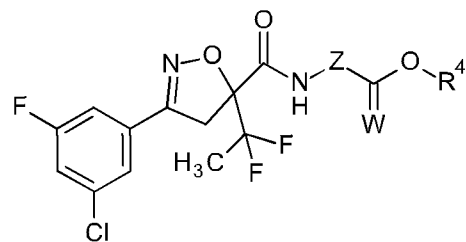
10

Table 2.32: Compounds 2.32-1 to 2.32-240 according to the invention of the general formula (I.32), where Z-(C=W)-O-R⁴ is as defined in Table 2.1.



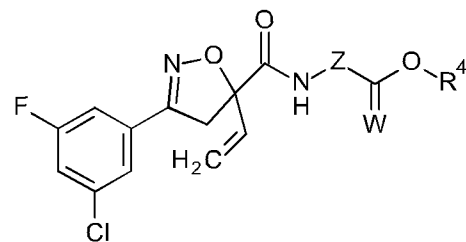
(I.32),

Table 2.33: Compounds 2.33-1 to 2.33-240 according to the invention of the general formula (I.33),
5 where Z-(C=W)-O-R⁴ is as defined in Table 2.1.



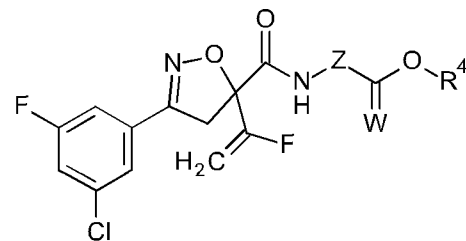
(I.33),

Table 2.34: Compounds 2.34-1 to 2.34-240 according to the invention of the general formula (I.34), where Z-(C=W)-O-R⁴ is as defined in Table 2.1.



(I.34),

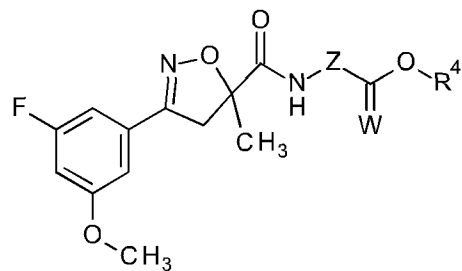
10 Table 2.35: Compounds 2.35-1 to 2.35-240 according to the invention of the general formula (I.35), where Z-(C=W)-O-R⁴ is as defined in Table 2.1.



(I.35),

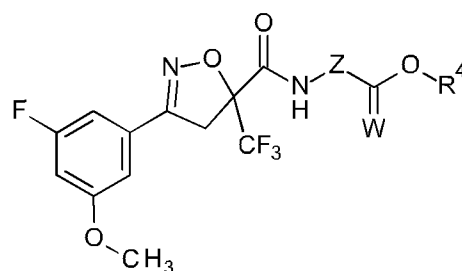
Table 2.36: Compounds 2.36-1 to 2.36-240 according to the invention of the general formula (I.36), where Z-(C=W)-O-R⁴ is as defined in Table 2.1.

15



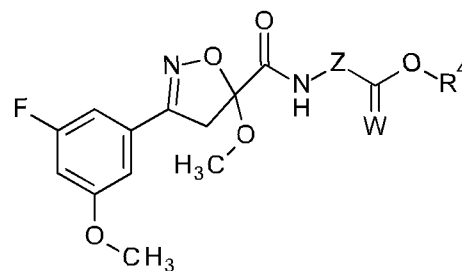
(I.36),

Table 2.37: Compounds 2.37-1 to 2.37-240 according to the invention of the general formula (I.37), where Z-(C=W)-O-R⁴ is as defined in Table 2.1.



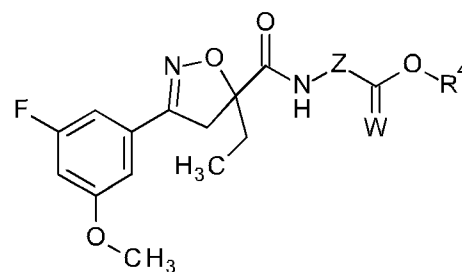
(I.37),

- 5 Table 2.38: Compounds 2.38-1 to 2.38-240 according to the invention of the general formula (I.38), where Z-(C=W)-O-R⁴ is as defined in Table 2.1.



(I.38),

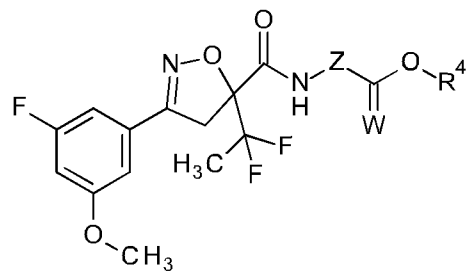
Table 2.39: Compounds 2.39-1 to 2.39-240 according to the invention of the general formula (I.39), where Z-(C=W)-O-R⁴ is as defined in Table 2.1.



(I.39),

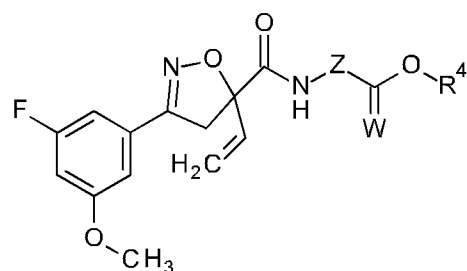
10

Table 2.40: Compounds 2.40-1 to 2.40-240 according to the invention of the general formula (I.40), where Z-(C=W)-O-R⁴ is as defined in Table 2.1.



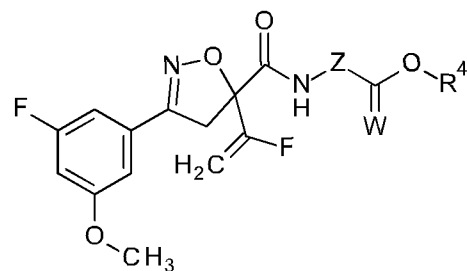
(I.40),

Table 2.41: Compounds 2.41-1 to 2.41-240 according to the invention of the general formula (I.41), where $Z-(C=W)-O-R^4$ is as defined in Table 2.1.



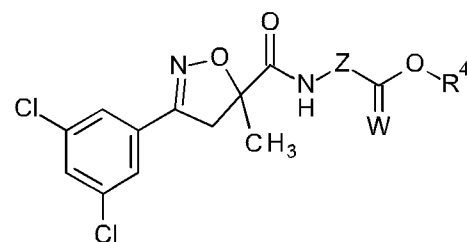
(I.41),

- 5 Table 2.42: Compounds 2.42-1 to 2.42-240 according to the invention of the general formula (I.42), where $Z-(C=W)-O-R^4$ is as defined in Table 2.1.



(I.42),

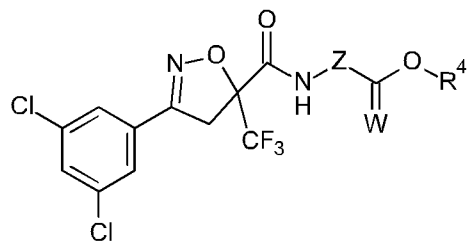
Table 2.43: Compounds 2.43-1 to 2.43-240 according to the invention of the general formula (I.43), where $Z-(C=W)-O-R^4$ is as defined in Table 2.1.



(I.43),

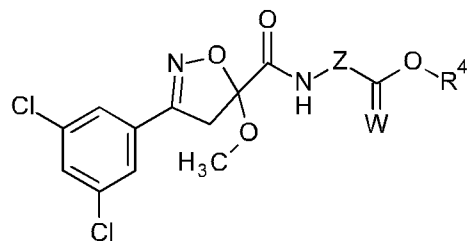
10

Table 2.44: Compounds 2.44-1 to 2.44-240 according to the invention of the general formula (I.44), where $Z-(C=W)-O-R^4$ is as defined in Table 2.1.



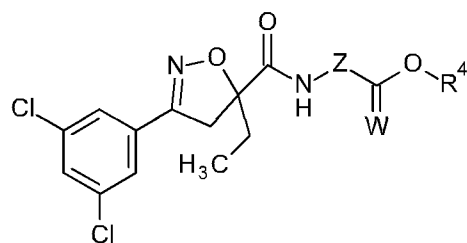
(I.44),

Table 2.45: Compounds 2.45-1 to 2.45-240 according to the invention of the general formula (I.45), where Z-(C=W)-O-R⁴ is as defined in Table 2.1.



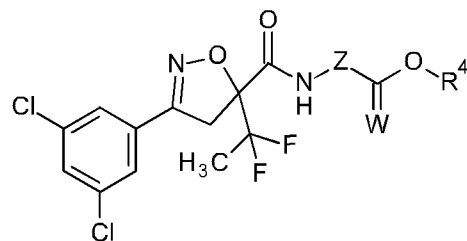
(I.45),

5 Table 2.46: Compounds 2.46-1 to 2.46-240 according to the invention of the general formula (I.46), where Z-(C=W)-O-R⁴ is as defined in Table 2.1.



(I.46),

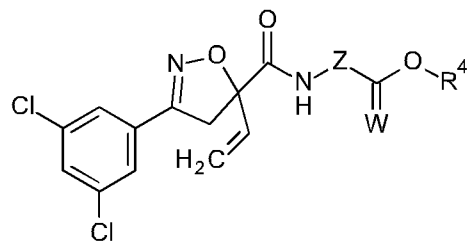
Table 2.47: Compounds 2.47 to 2.47-240 according to the invention of the general formula (I.47), where Z-(C=W)-O-R⁴ is as defined in Table 2.1.



(I.47),

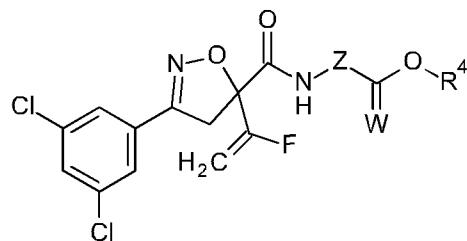
10

Table 2.48: Compounds 2.48-1 to 2.48-240 according to the invention of the general formula (I.48), where Z-(C=W)-O-R⁴ is as defined in Table 2.1.



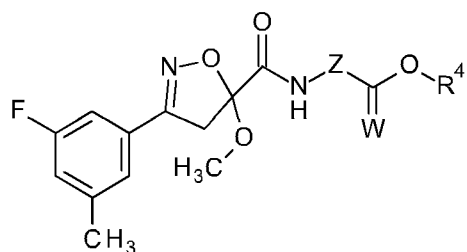
(I.48),

Table 2.49: Compounds 2.49-1 to 2.49-240 according to the invention of the general formula (I.49), where Z-(C=W)-O-R⁴ is as defined in Table 2.1.



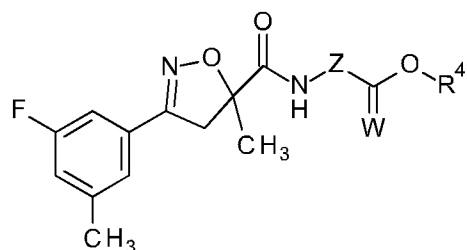
(I.49),

- 5 Table 2.50: Compounds 2.50-1 to 2.50-240 according to the invention of the general formula (I.50), where Z-(C=W)-O-R⁴ is as defined in Table 2.1.



(I.50),

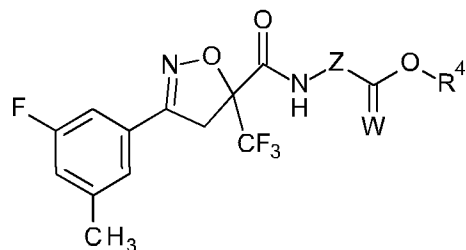
Table 2.51: Compounds 2.51-1 to 2.51-240 according to the invention of the general formula (I.51), where Z-(C=W)-O-R⁴ is as defined in Table 2.1.



(I.51),

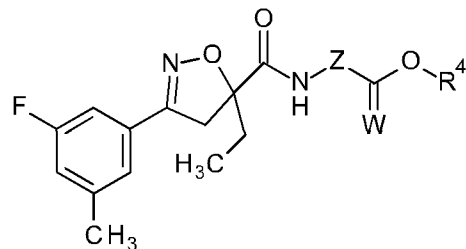
10

Table 2.52: Compounds 2.52-1 to 2.52-240 according to the invention of the general formula (I.52), where Z-(C=W)-O-R⁴ is as defined in Table 2.1.



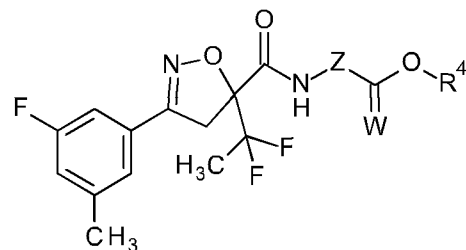
(I.52),

Table 2.53: Compounds 2.53-1 to 2.53-240 according to the invention of the general formula (I.53), where Z-(C=W)-O-R⁴ is as defined in Table 2.1.



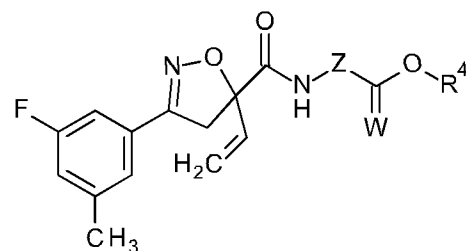
(I.53),

- 5 Table 2.54: Compounds 2.54-1 to 2.54-240 according to the invention of the general formula (I.54), where Z-(C=W)-O-R⁴ is as defined in Table 2.1.



(I.54),

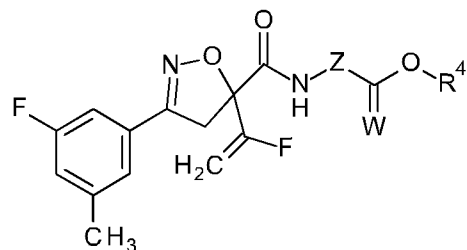
Table 2.55: Compounds 2.55-1 to 2.55-240 according to the invention of the general formula (I.55), where Z-(C=W)-O-R⁴ is as defined in Table 2.1.



(I.55),

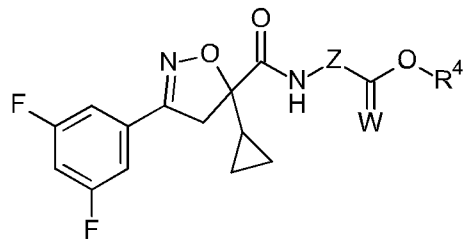
10

Table 2.56: Compounds 2.56-1 to 2.56-240 according to the invention of the general formula (I.56), where Z-(C=W)-O-R⁴ is as defined in Table 2.1.



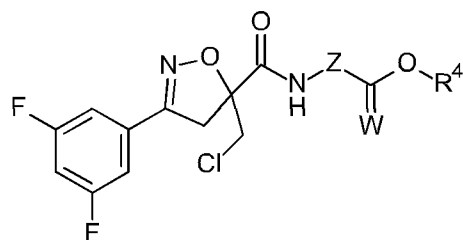
(I.56),

Table 2.57: Compounds 2.56-1 to 2.56-240 according to the invention of the general formula (I.57), where $Z-(C=W)-O-R^4$ is as defined in Table 2.1.



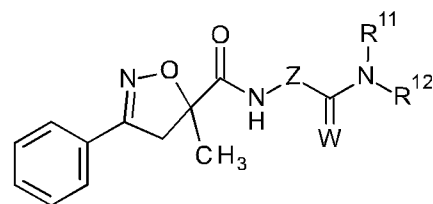
(I.57),

- 5 Table 2.58: Compounds 2.56-1 to 2.56-240 according to the invention of the general formula (I.58), where $Z-(C=W)-O-R^4$ is as defined in Table 2.1.



(I.58),

Table 3.1: Compounds 3.1-1 to 3.1-390 according to the invention of the general formula (II.1), where $Z-(C=W)-N(R^{11})-R^{12}$ is as defined below.

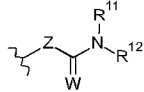
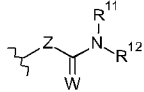
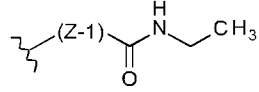
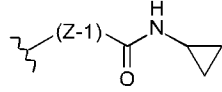
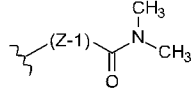
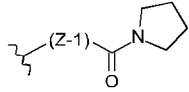
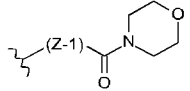
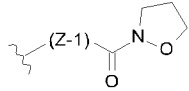
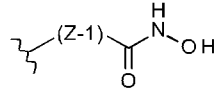
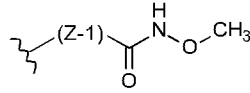
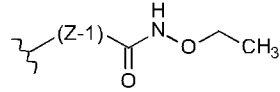
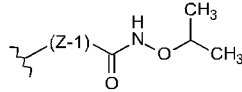
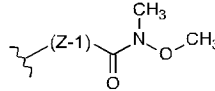
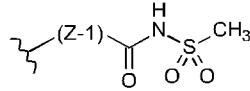
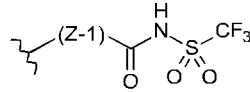
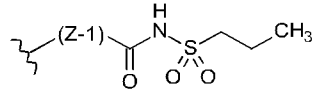
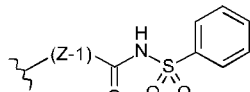
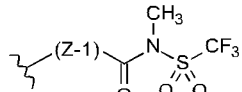
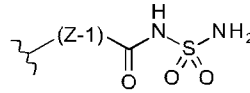
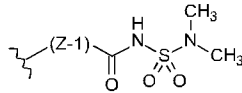
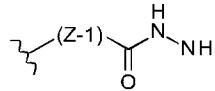
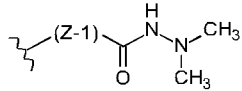
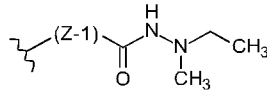
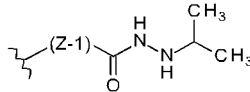
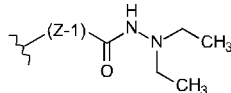
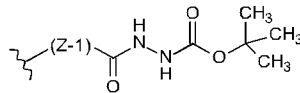
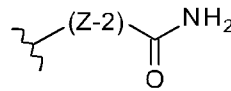
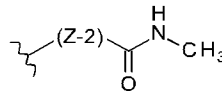


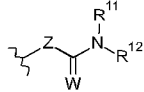
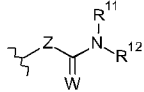
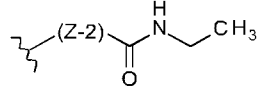
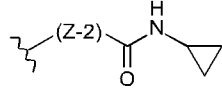
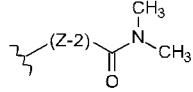
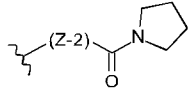
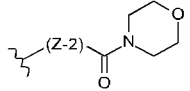
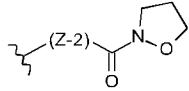
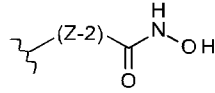
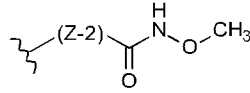
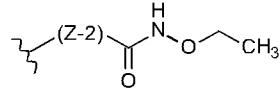
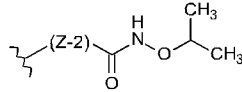
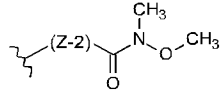
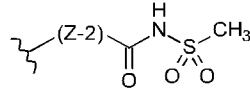
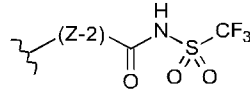
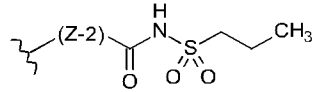
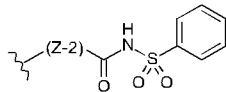
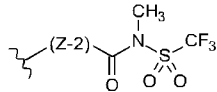
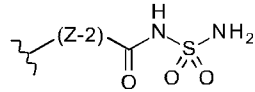
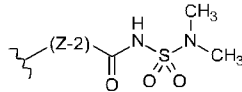
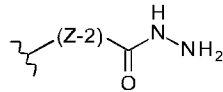
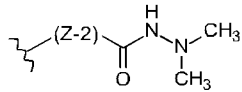
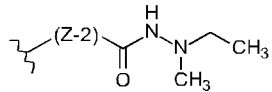
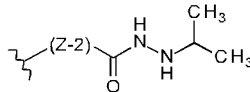
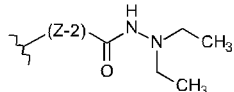
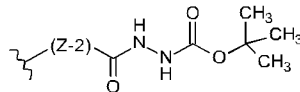
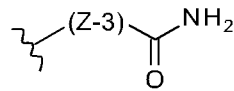
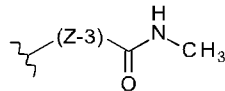
(II.1),



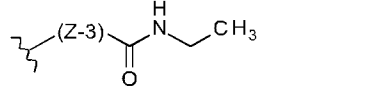
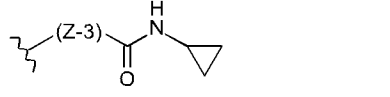
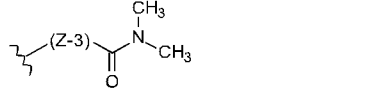

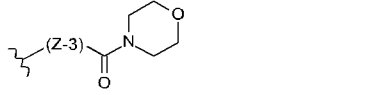
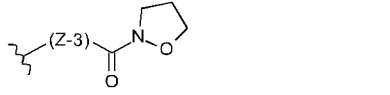
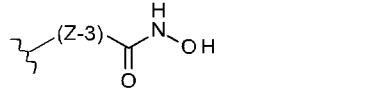
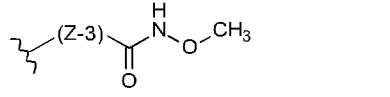
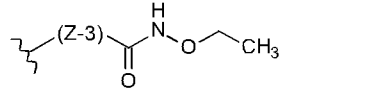
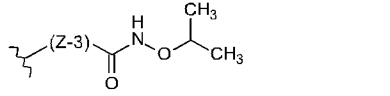
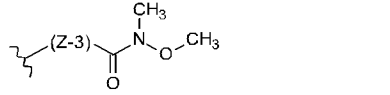
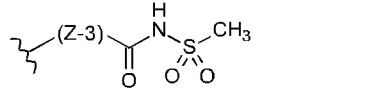
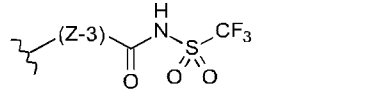
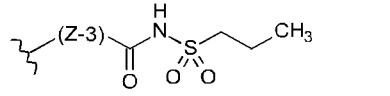
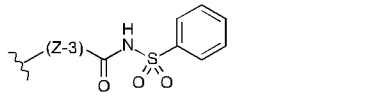
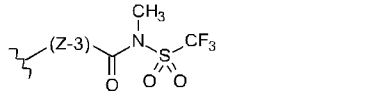
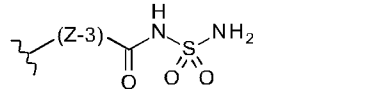
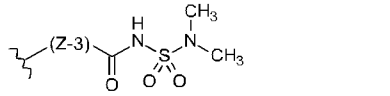
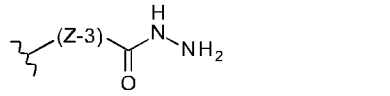
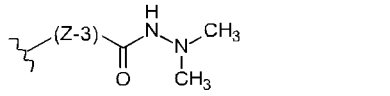
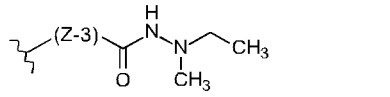
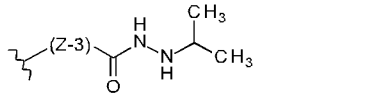
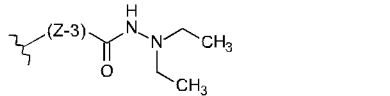
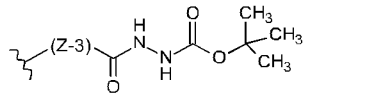
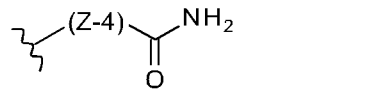
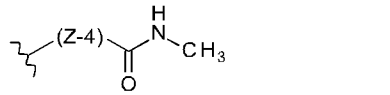
10



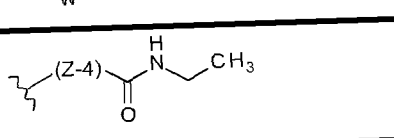
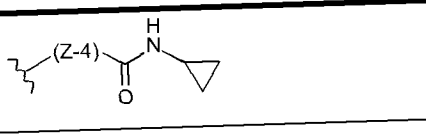
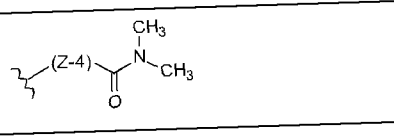
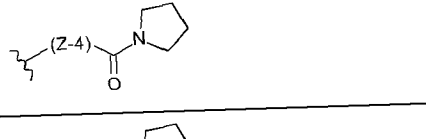
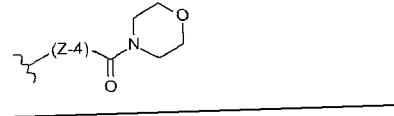
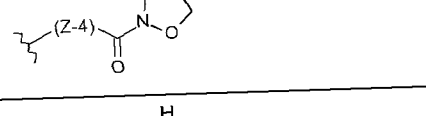
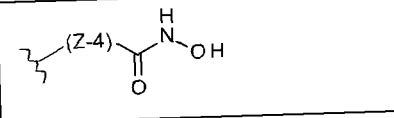
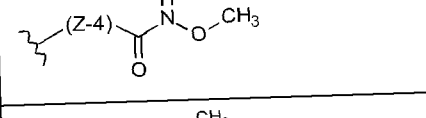
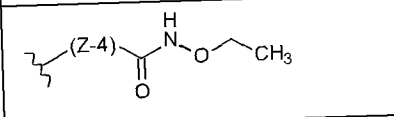
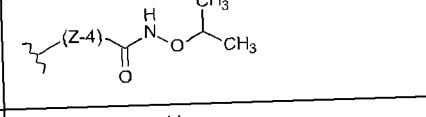
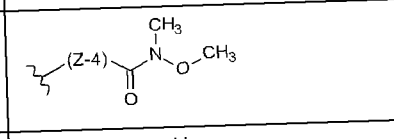
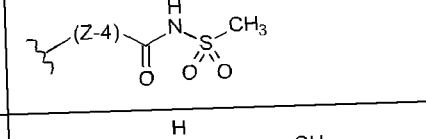
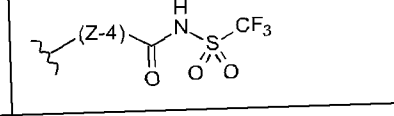
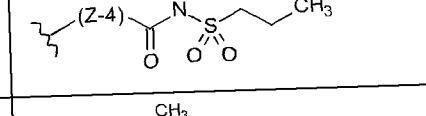
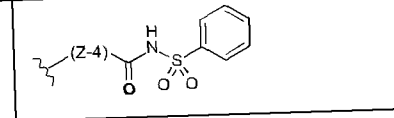
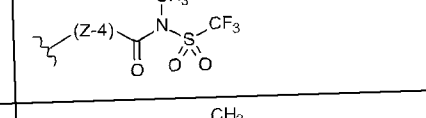
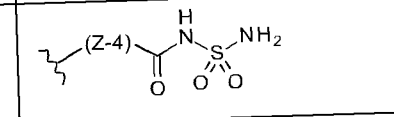
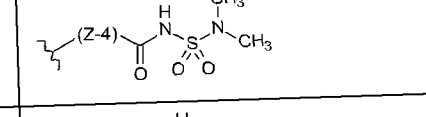
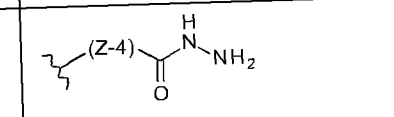
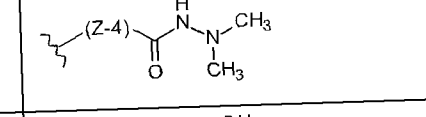
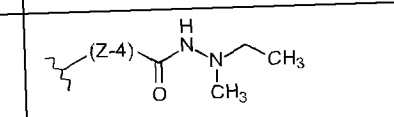
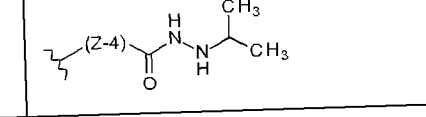
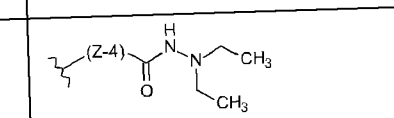
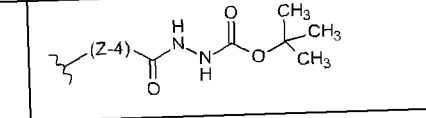
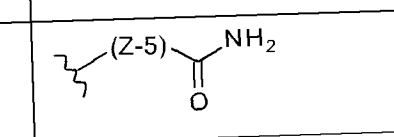
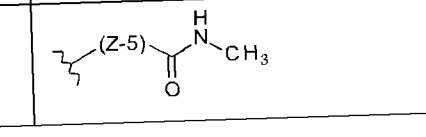
Table 3.1



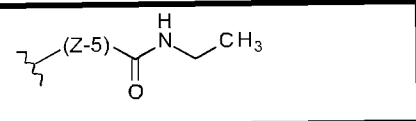
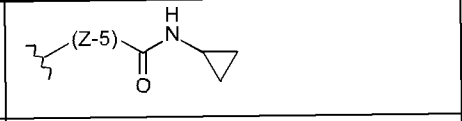
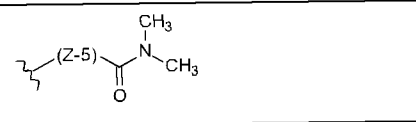
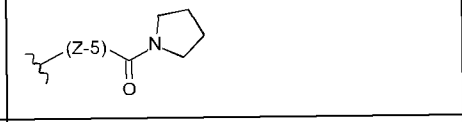
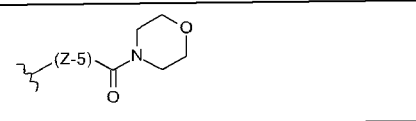
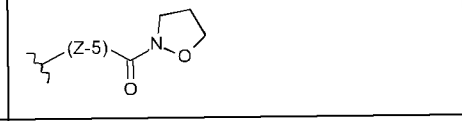
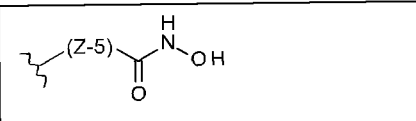
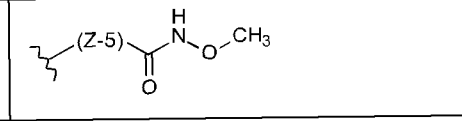
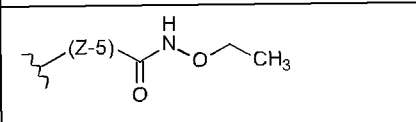
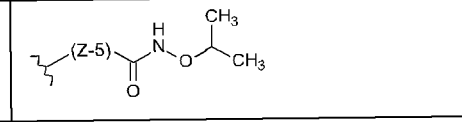
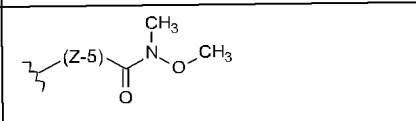
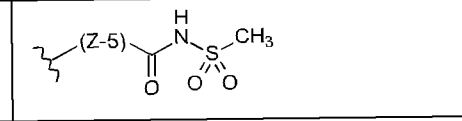
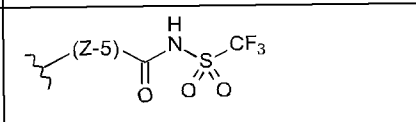
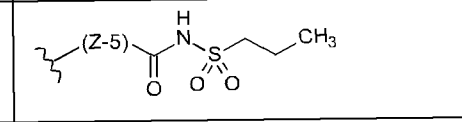
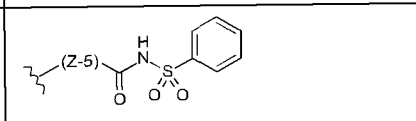
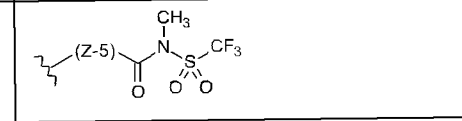
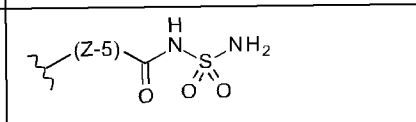
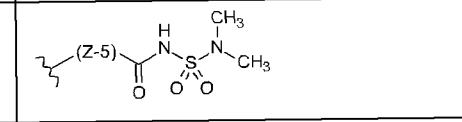
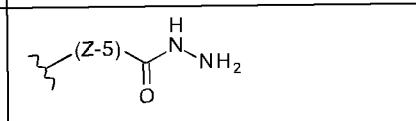
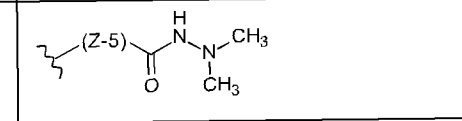
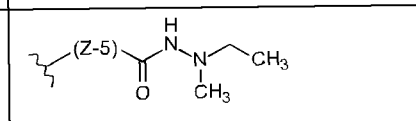
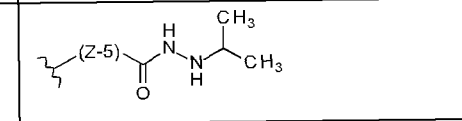
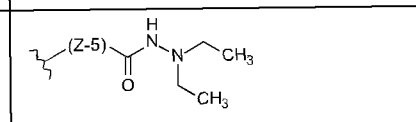
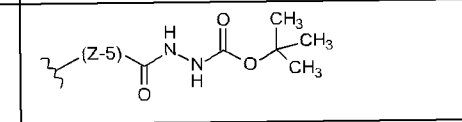
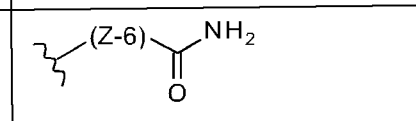
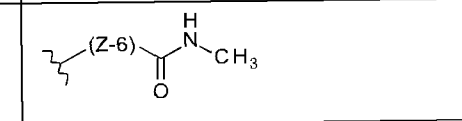
No.		No.	
3.1-1		3.1-2	



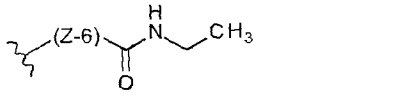
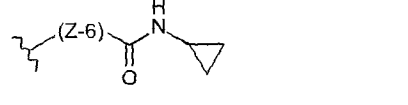
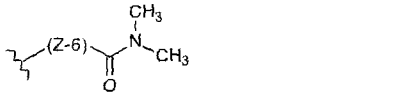
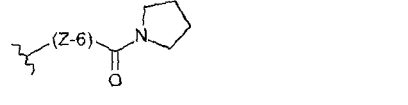
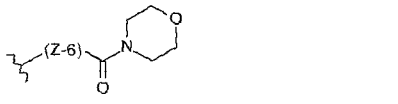

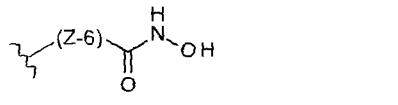
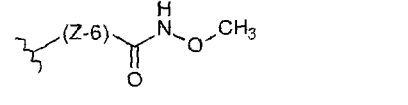
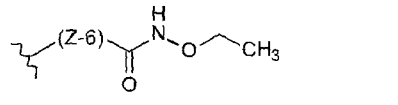
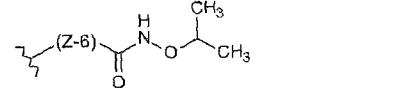
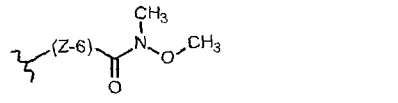
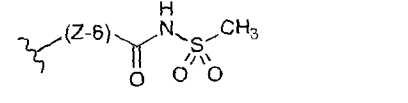
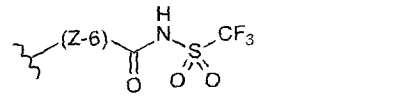
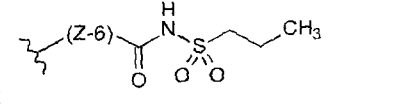
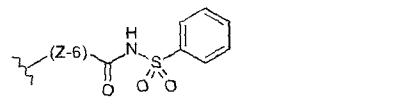
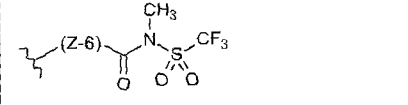
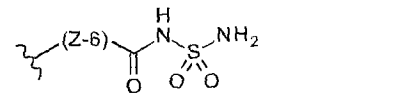
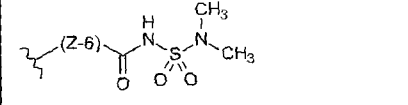
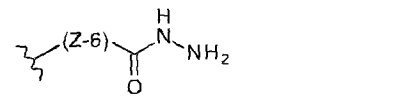
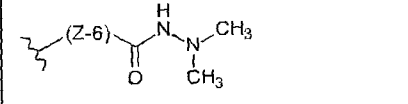
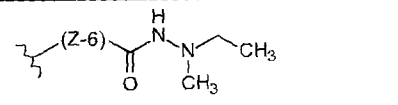
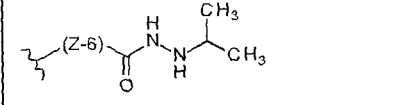
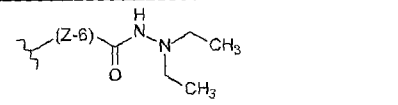
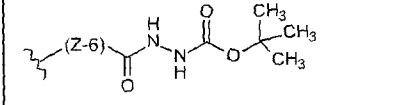
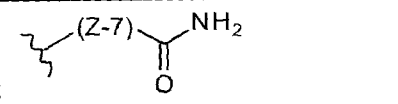
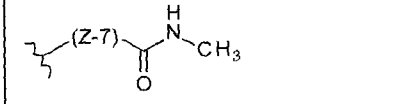
No.		No.	
3.1-3		3.1-4	
3.1-5		3.1-6	
3.1-7		3.1-8	
3.1-9		3.1-10	
3.1-11		3.1-12	
3.1-13		3.1-14	
3.1-15		3.1-16	
3.1-17		3.1-18	
3.1-19		3.1-20	
3.1-21		3.1-22	
3.1-23		3.1-24	
3.1-25		3.1-26	
3.1-27		3.1-28	



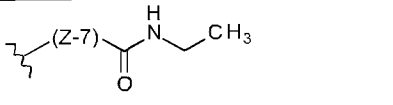
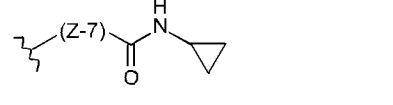
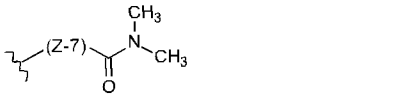
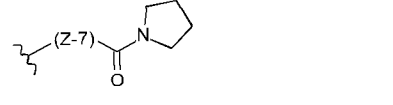
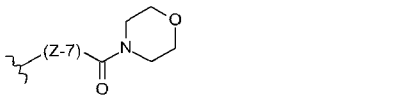
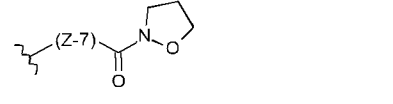
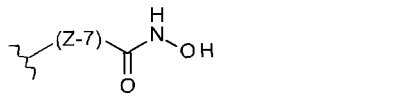
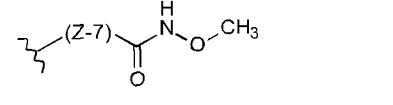
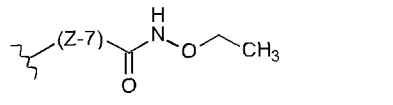
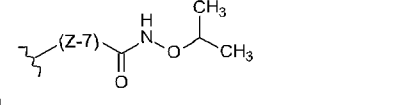
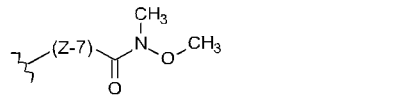
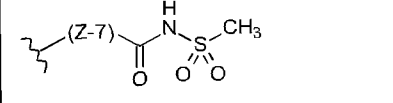
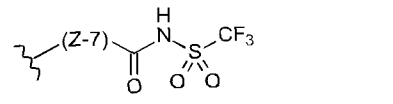
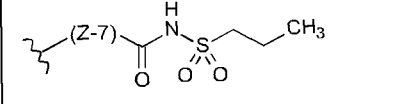
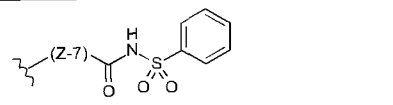
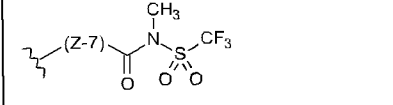
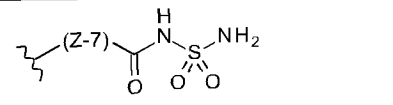
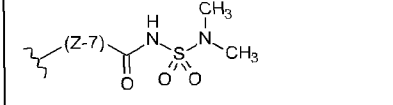
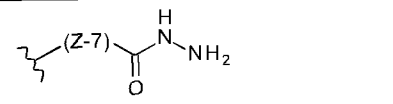
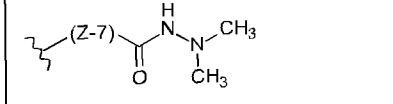
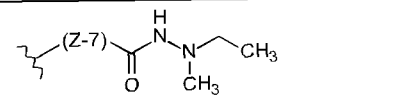
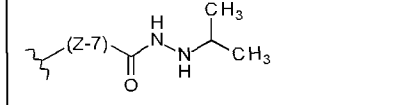
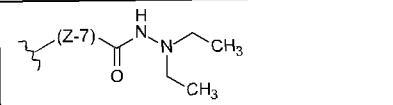
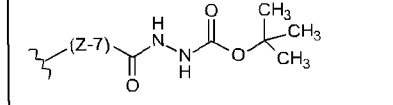
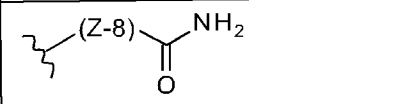
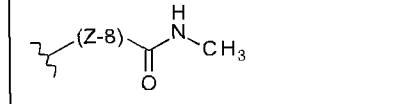
No.		No.	
3.1-29		3.1-30	
3.1-31		3.1-32	
3.1-33		3.1-34	
3.1-35		3.1-36	
3.1-37		3.1-38	
3.1-39		3.1-40	
3.1-41		3.1-42	
3.1-43		3.1-44	
3.1-45		3.1-46	
3.1-47		3.1-48	
3.1-49		3.1-50	
3.1-51		3.1-52	
3.1-53		3.1-54	

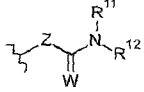
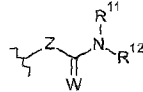
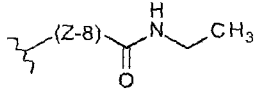
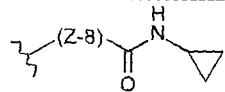
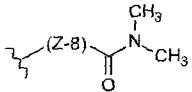
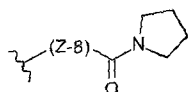
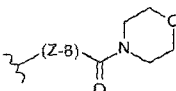
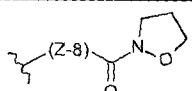
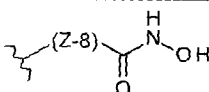
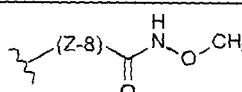
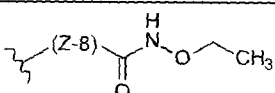
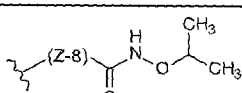
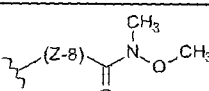
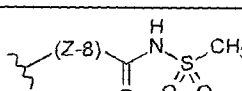
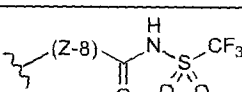
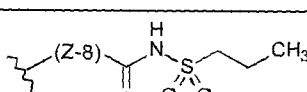
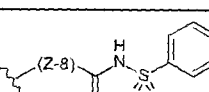
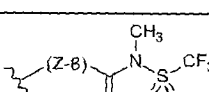
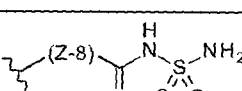
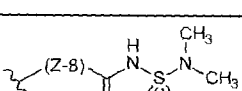
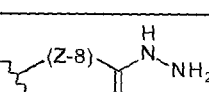
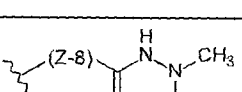
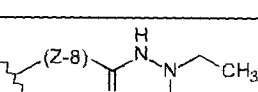
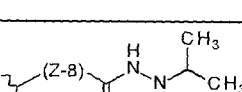
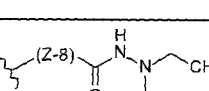
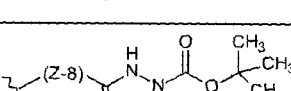
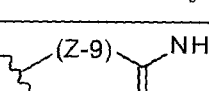
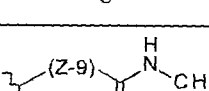
No.		No.	
3.1-55		3.1-56	
3.1-57		3.1-58	
3.1-59		3.1-60	
3.1-61		3.1-62	
3.1-63		3.1-64	
3.1-65		3.1-66	
3.1-67		3.1-68	
3.1-69		3.1-70	
3.1-71		3.1-72	
3.1-73		3.1-74	
3.1-75		3.1-76	
3.1-77		3.1-78	
3.1-79		3.1-80	



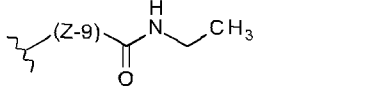
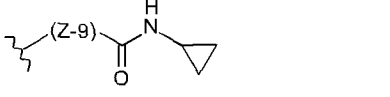
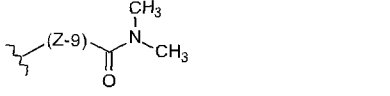
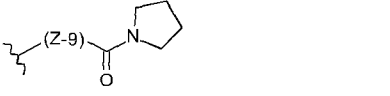
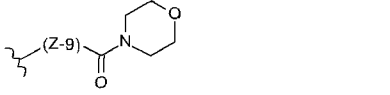
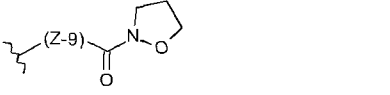
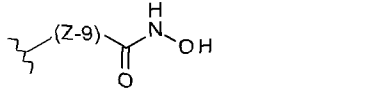
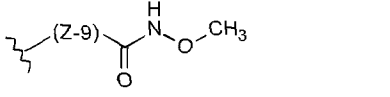
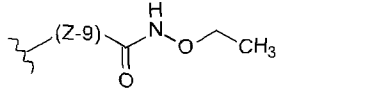
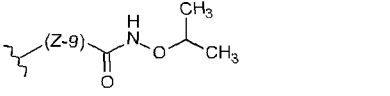
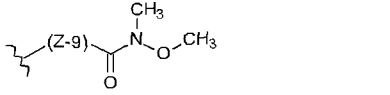
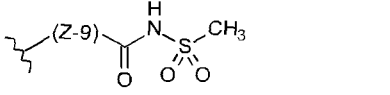
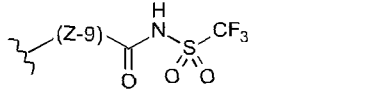
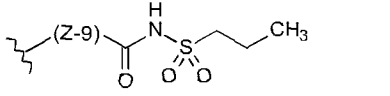
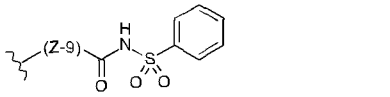
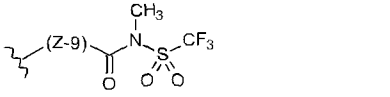
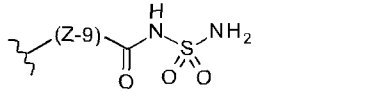
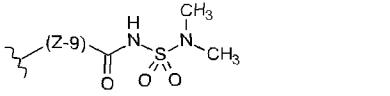
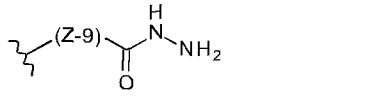
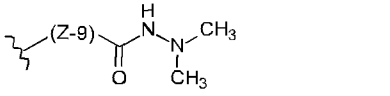
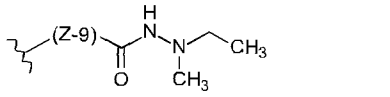
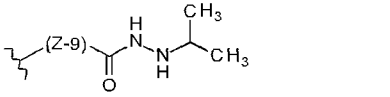
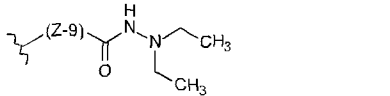
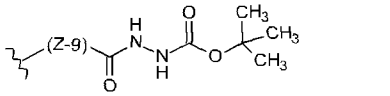
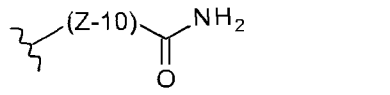
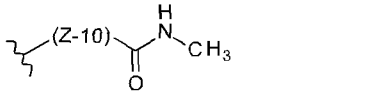
No.		No.	
3.1-81		3.1-82	
3.1-83		3.1-84	
3.1-85		3.1-86	
3.1-87		3.1-88	
3.1-89		3.1-90	
3.1-91		3.1-92	
3.1-93		3.1-94	
3.1-95		3.1-96	
3.1-97		3.1-98	
3.1-99		3.1-100	
3.1-101		3.1-102	
3.1-103		3.1-104	
3.1-105		3.1-106	



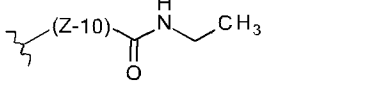
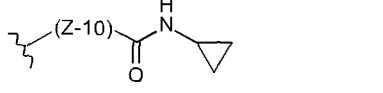
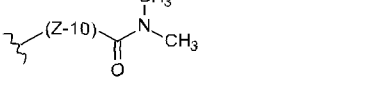
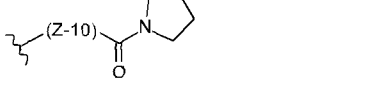
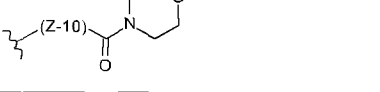
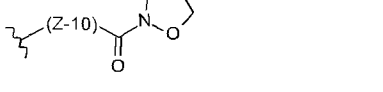
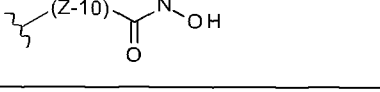
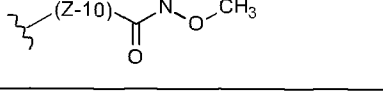
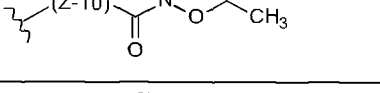
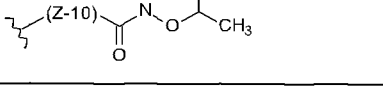
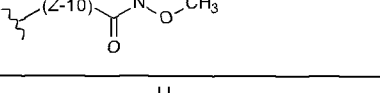
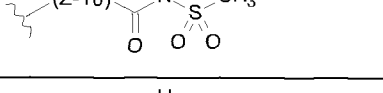
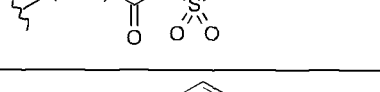
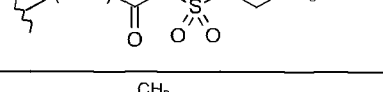
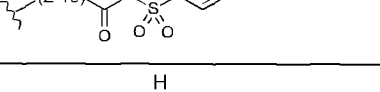
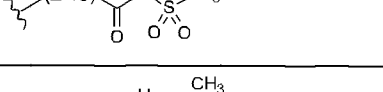
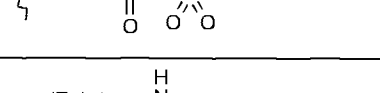
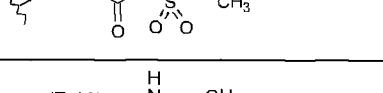
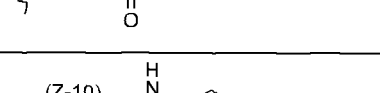
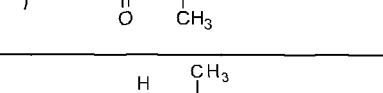
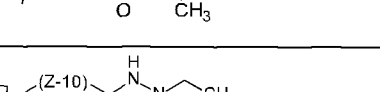
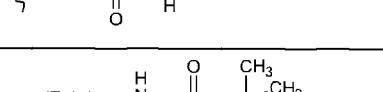
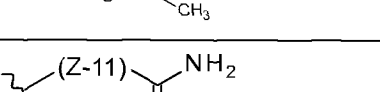
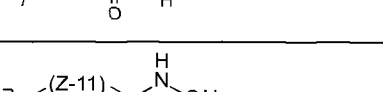
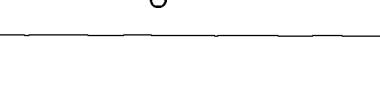
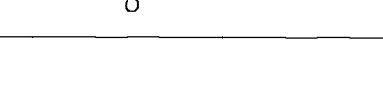
No.		No.	
3.1-107		3.1-108	
3.1-109		3.1-110	
3.1-111		3.1-112	
3.1-113		3.1-114	
3.1-115		3.1-116	
3.1-117		3.1-118	
3.1-119		3.1-120	
3.1-121		3.1-122	
3.1-123		3.1-124	
3.1-125		3.1-126	
3.1-127		3.1-128	
3.1-129		3.1-130	
3.1-131		3.1-132	

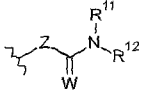
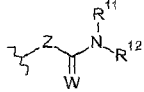
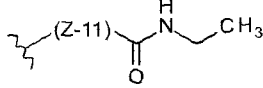
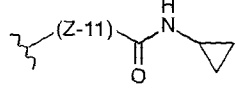
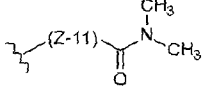
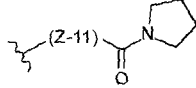
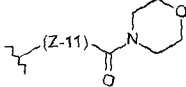
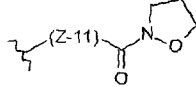
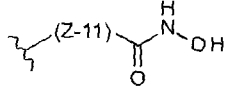
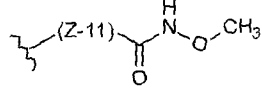
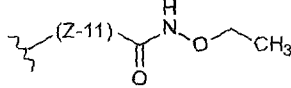
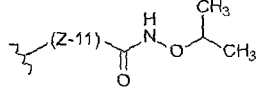
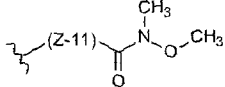
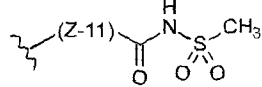
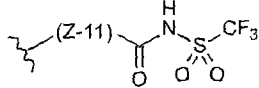
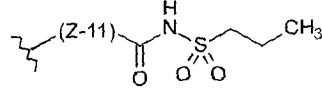
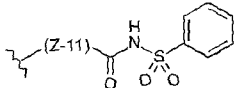
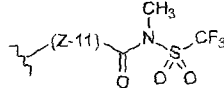
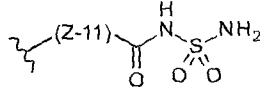
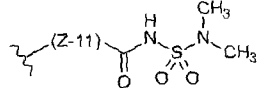
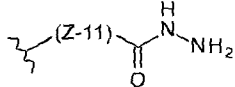
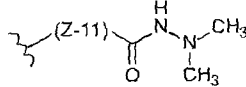
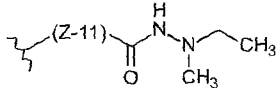
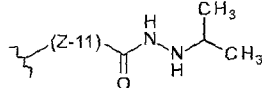
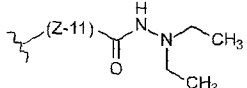
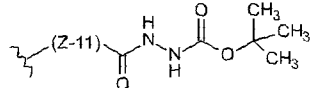
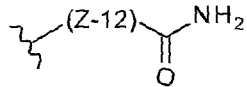
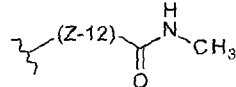
No.		No.	
3.1-133		3.1-134	
3.1-135		3.1-136	
3.1-137		3.1-138	
3.1-139		3.1-140	
3.1-141		3.1-142	
3.1-143		3.1-144	
3.1-145		3.1-146	
3.1-147		3.1-148	
3.1-149		3.1-150	
3.1-151		3.1-152	
3.1-153		3.1-154	
3.1-155		3.1-156	
3.1-157		3.1-158	



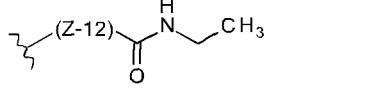
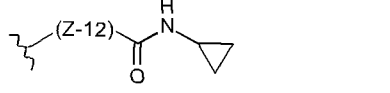
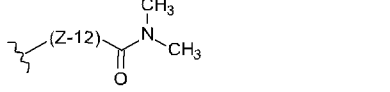

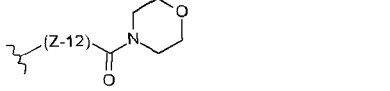
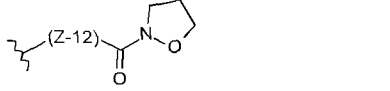
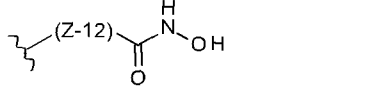
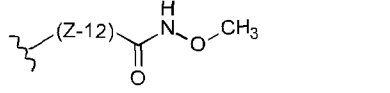
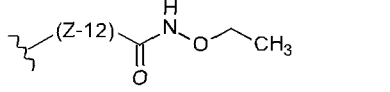
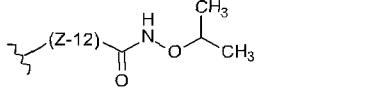
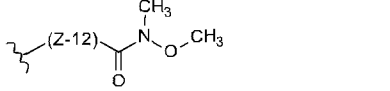
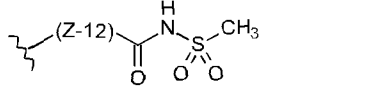
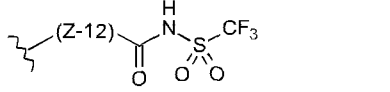
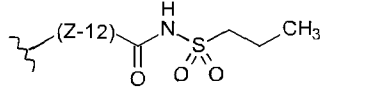
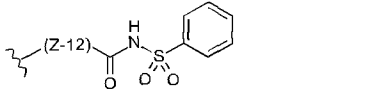
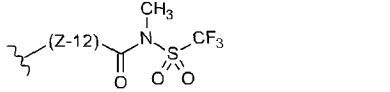
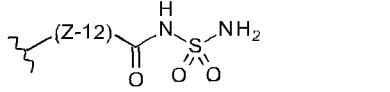
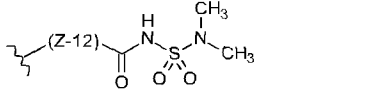
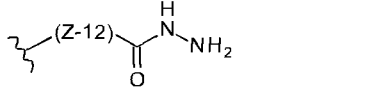
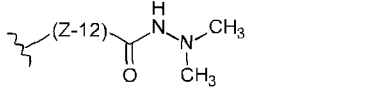
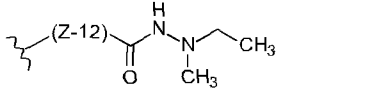
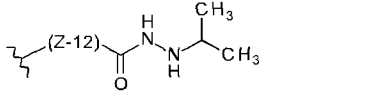
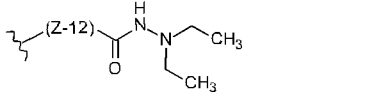
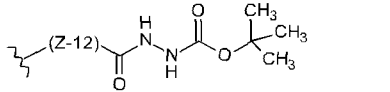
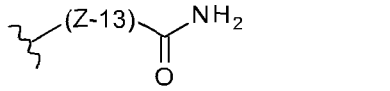
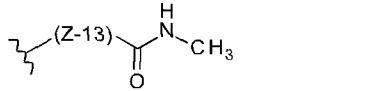
No.		No.	
3.1-159		3.1-160	
3.1-161		3.1-162	
3.1-163		3.1-164	
3.1-165		3.1-166	
3.1-167		3.1-168	
3.1-169		3.1-170	
3.1-171		3.1-172	
3.1-173		3.1-174	
3.1-175		3.1-176	
3.1-177		3.1-178	
3.1-179		3.1-180	
3.1-181		3.1-182	
3.1-183		3.1-184	



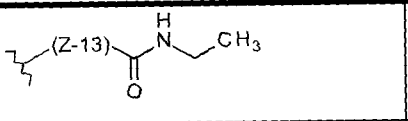
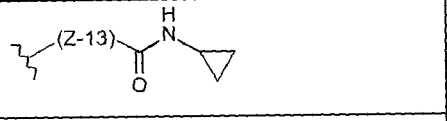
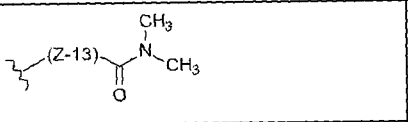
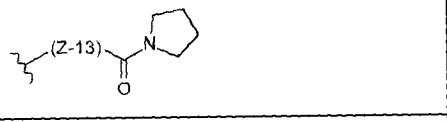
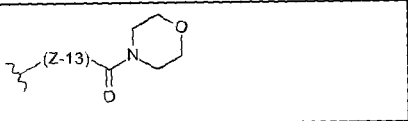
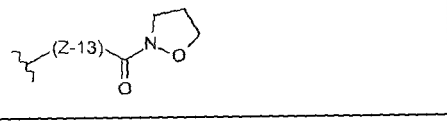
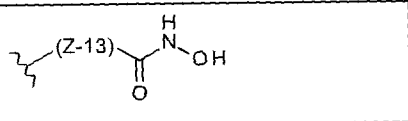
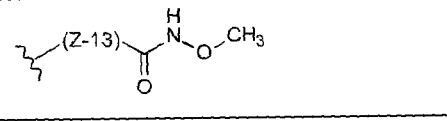
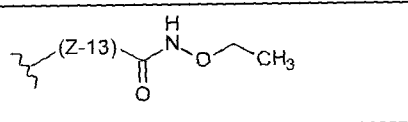
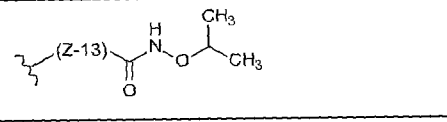
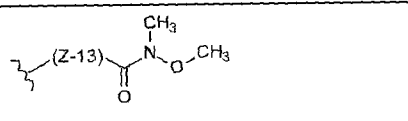
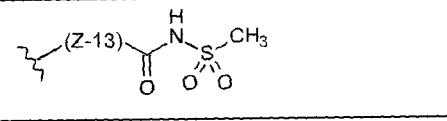
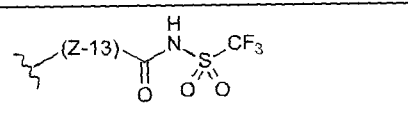
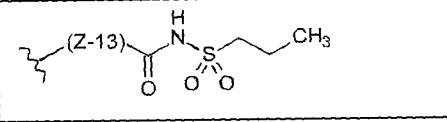
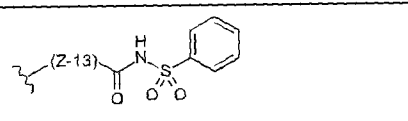
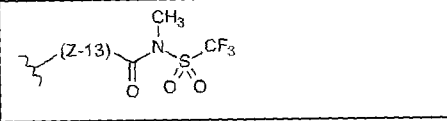
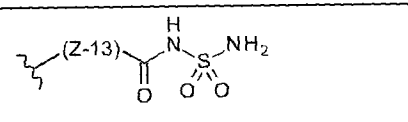
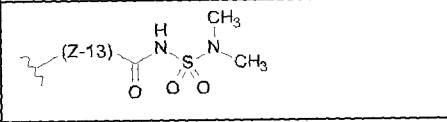
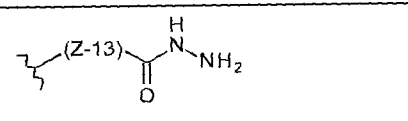
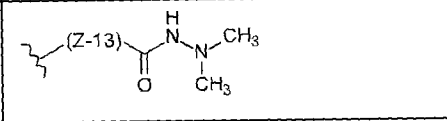
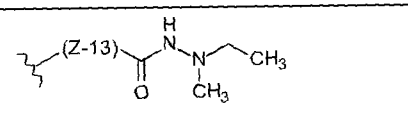
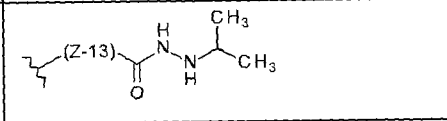
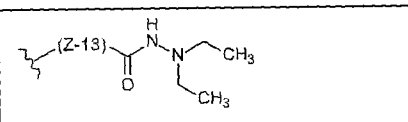
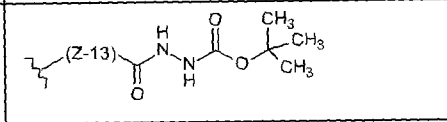
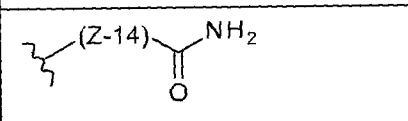
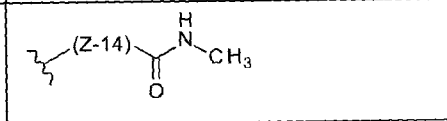
No.		No.	
3.1-185		3.1-186	
3.1-187		3.1-188	
3.1-189		3.1-190	
3.1-191		3.1-192	
3.1-193		3.1-194	
3.1-195		3.1-196	
3.1-197		3.1-198	
3.1-199		3.1-200	
3.1-201		3.1-202	
3.1-203		3.1-204	
3.1-205		3.1-206	
3.1-207		3.1-208	
3.1-209		3.1-210	

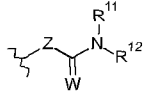
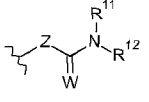
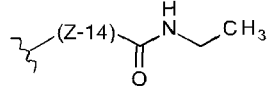
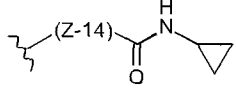
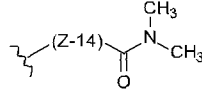
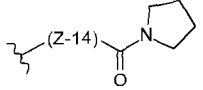
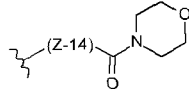
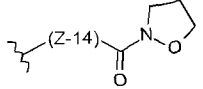
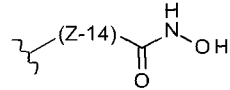
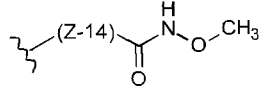
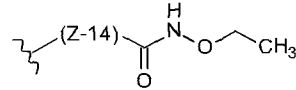
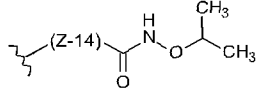
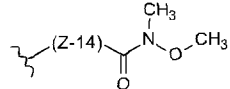
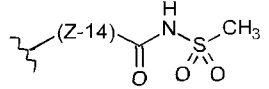
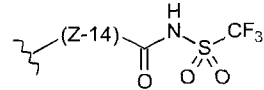
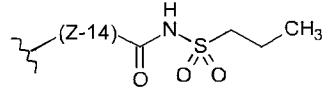
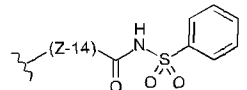
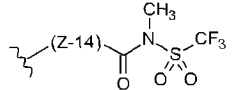
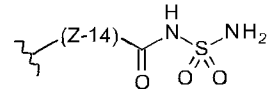
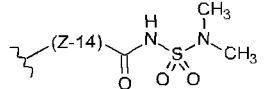
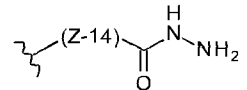
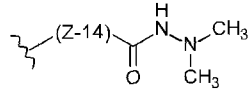
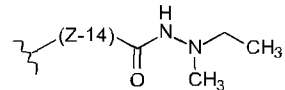
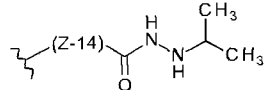
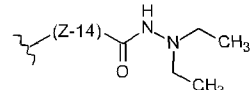
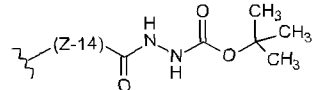
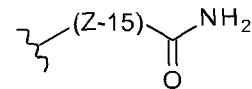
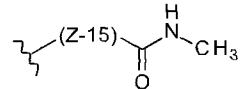
No.		No.	
3.1-211		3.1-212	
3.1-213		3.1-214	
3.1-215		3.1-216	
3.1-217		3.1-218	
3.1-219		3.1-220	
3.1-221		3.1-222	
3.1-223		3.1-224	
3.1-225		3.1-226	
3.1-227		3.1-228	
3.1-229		3.1-230	
3.1-231		3.1-232	
3.1-233		3.1-234	
3.1-235		3.1-236	

No.		No.	
3.1-237		3.1-238	
3.1-239		3.1-240	
3.1-241		3.1-242	
3.1-243		3.1-244	
3.1-245		3.1-246	
3.1-247		3.1-248	
3.1-249		3.1-250	
3.1-251		3.1-252	
3.1-253		3.1-254	
3.1-255		3.1-256	
3.1-257		3.1-258	
3.1-259		3.1-260	
3.1-261		3.1-262	

No.		No.	
3.1-263		3.1-264	
3.1-265		3.1-266	
3.1-267		3.1-268	
3.1-269		3.1-270	
3.1-271		3.1-272	
3.1-273		3.1-274	
3.1-275		3.1-276	
3.1-277		3.1-278	
3.1-279		3.1-280	
3.1-281		3.1-282	
3.1-283		3.1-284	
3.1-285		3.1-286	
3.1-287		3.1-288	

No.		No.	
3.1-289		3.1-290	
3.1-291		3.1-292	
3.1-293		3.1-294	
3.1-295		3.1-296	
3.1-297		3.1-298	
3.1-299		3.1-300	
3.1-301		3.1-302	
3.1-303		3.1-304	
3.1-305		3.1-306	
3.1-307		3.1-308	
3.1-309		3.1-310	
3.1-311		3.1-312	
3.1-313		3.1-314	

No.		No.	
3.1-315		3.1-316	
3.1-317		3.1-318	
3.1-319		3.1-320	
3.1-321		3.1-322	
3.1-323		3.1-324	
3.1-325		3.1-326	
3.1-327		3.1-328	
3.1-329		3.1-330	
3.1-331		3.1-332	
3.1-333		3.1-334	
3.1-335		3.1-336	
3.1-337		3.1-338	
3.1-339		3.1-340	

No.		No.	
3.1-341		3.1-342	
3.1-343		3.1-344	
3.1-345		3.1-346	
3.1-347		3.1-348	
3.1-349		3.1-350	
3.1-351		3.1-352	
3.1-353		3.1-354	
3.1-355		3.1-356	
3.1-357		3.1-358	
3.1-359		3.1-360	
3.1-361		3.1-362	
3.1-363		3.1-364	
3.1-365		3.1-366	



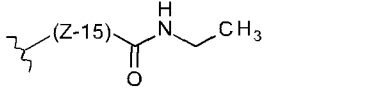
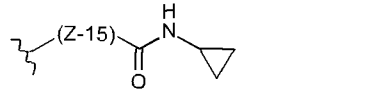
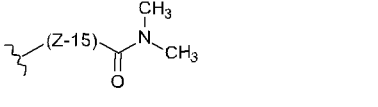
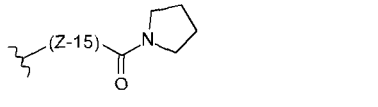
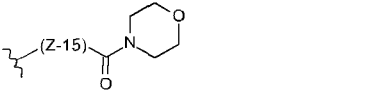
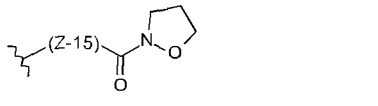
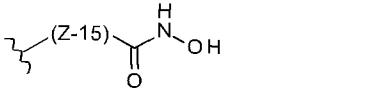
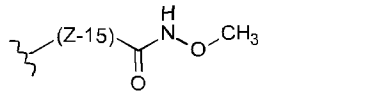
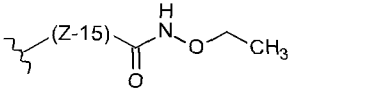
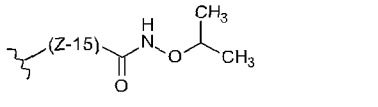
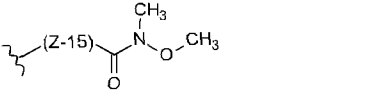
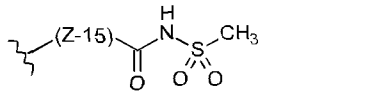
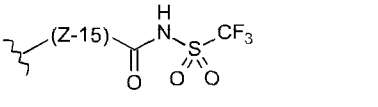
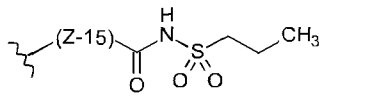
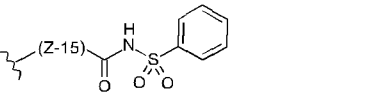
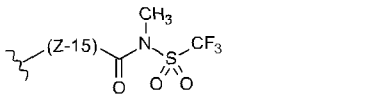
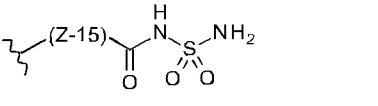
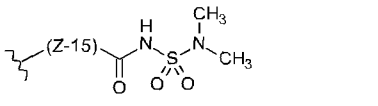
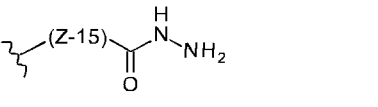
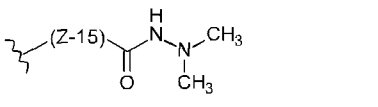
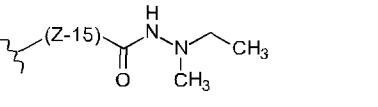
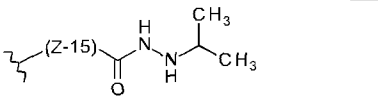
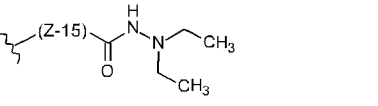
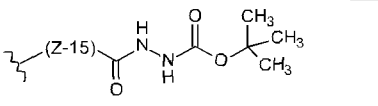
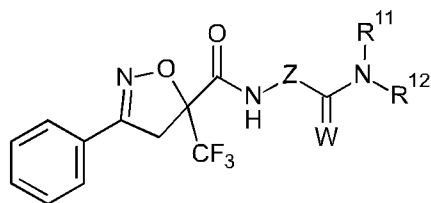
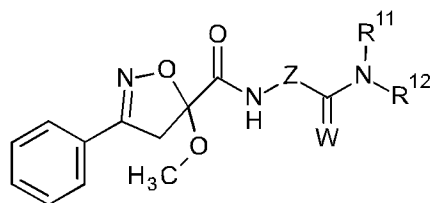
No.		No.	
3.1-367		3.1-368	
3.1-369		3.1-370	
3.1-371		3.1-372	
3.1-373		3.1-374	
3.1-375		3.1-376	
3.1-377		3.1-378	
3.1-379		3.1-380	
3.1-381		3.1-382	
3.1-383		3.1-384	
3.1-385		3.1-386	
3.1-387		3.1-388	
3.1-389		3.1-390	

Table 3.2: Compounds 3.2-1 to 3.2-390 according to the invention of the general formula (II.2), where Z-(C=W)-N(R¹¹)-R¹² is as defined in Table 3.1.



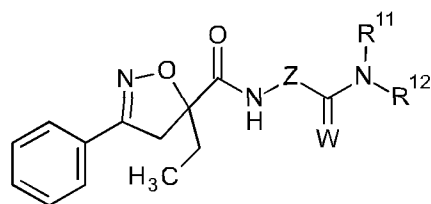
(II.2),

Table 3.3: Compounds 3.3-1 to 3.3-390 according to the invention of the general formula (II.3),
5 where Z-(C=W)-N(R¹¹)-R¹² is as defined in Table 3.1.



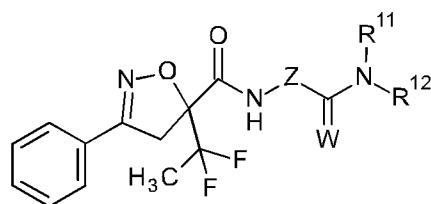
(II.3),

Table 3.4: Compounds 3.4-1 to 3.4-390 according to the invention of the general formula (II.4), where Z-(C=W)-N(R¹¹)-R¹² is as defined in Table 3.1.



(II.4),

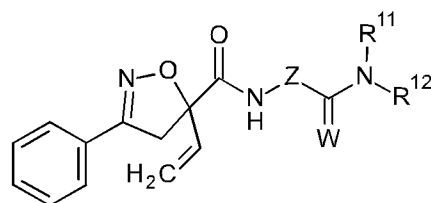
10 Table 3.5: Compounds 3.5-1 to 3.5-390 according to the invention of the general formula (II.5), where Z-(C=W)-N(R¹¹)-R¹² is as defined in Table 3.1.



(II.5),

Table 3.6: Compounds 3.6-1 to 3.6-390 according to the invention of the general formula (II.6), where Z-(C=W)-N(R¹¹)-R¹² is as defined in Table 3.1.

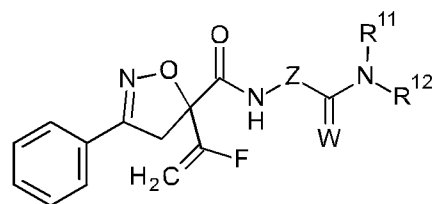
15



(II.6),

Table 3.7: Compounds 3.7-1 to 3.7-390 according to the invention of the general formula (II.7),

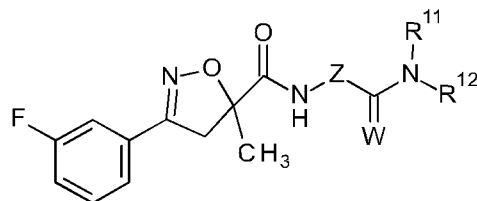
where Z-(C=W)-N(R¹¹)-R¹² is as defined in Table 3.1.



(II.7),

Table 3.8: Compounds 3.8-1 to 3.8-390 according to the invention of the general formula (II.8),

where Z-(C=W)-N(R¹¹)-R¹² is as defined in Table 3.1.

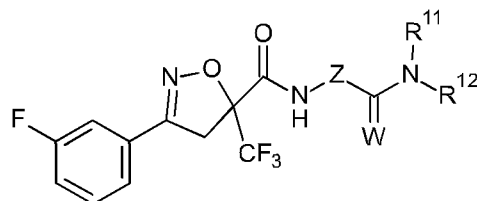


5

(II.8),

Table 3.9: Compounds 3.9-1 to 3.9-390 according to the invention of the general formula (II.9),

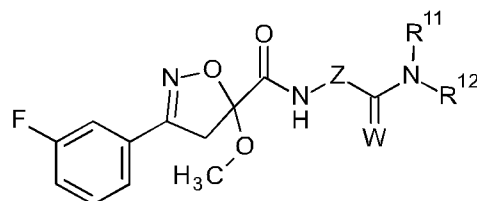
where Z-(C=W)-N(R¹¹)-R¹² is as defined in Table 3.1.



(II.9),

Table 3.10: Compounds 3.10-1 to 3.10-390 according to the invention of the general formula (II.10),

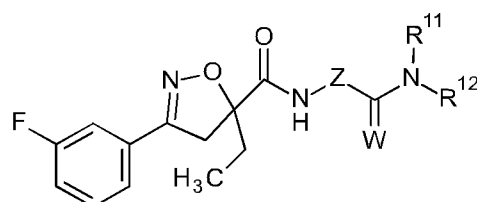
10 where Z-(C=W)-N(R¹¹)-R¹² is as defined in Table 3.1.



(II.10),

Table 3.11: Compounds 3.11-1 to 3.11-390 according to the invention of the general formula (II.11),

where Z-(C=W)-N(R¹¹)-R¹² is as defined in Table 3.1.

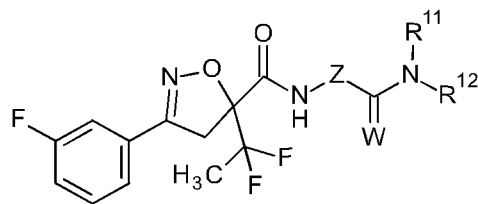


15

(II.11),

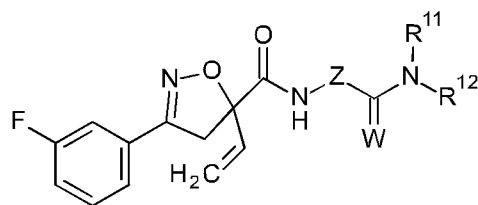
Table 3.12: Compounds 3.12-1 to 3.12-390 according to the invention of the general formula (II.12),

where Z-(C=W)-N(R¹¹)-R¹² is as defined in Table 3.1.



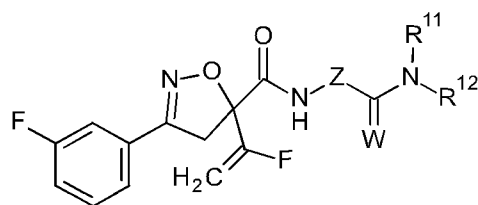
(II.12),

Table 3.13: Compounds 3.13-1 to 3.13-390 according to the invention of the general formula (II.13), where $Z-(C=W)-N(R^{11})-R^{12}$ is as defined in Table 3.1.



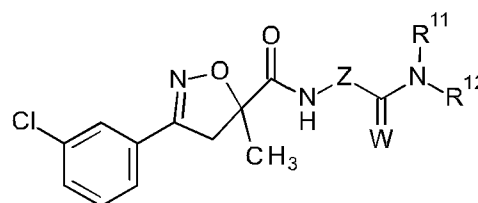
(II.13),

- 5 Table 3.14: Compounds 3.14-1 to 3.14-390 according to the invention of the general formula (II.14), where $Z-(C=W)-N(R^{11})-R^{12}$ is as defined in Table 3.1.



(II.14),

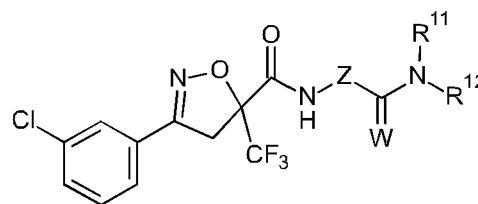
Table 3.15: Compounds 3.15-1 to 3.15-390 according to the invention of the general formula (II.15), where $Z-(C=W)-N(R^{11})-R^{12}$ is as defined in Table 3.1.



10

(II.15),

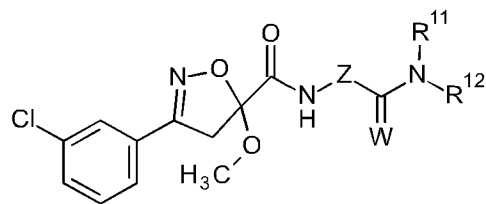
Table 3.16: Compounds 3.16-1 to 3.16-390 according to the invention of the general formula (II.16), where $Z-(C=W)-N(R^{11})-R^{12}$ is as defined in Table 3.1.



15

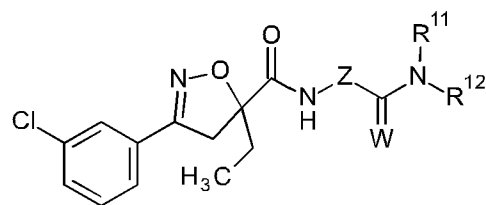
(II.16),

Table 3.17: Compounds 3.17-1 to 3.17-390 according to the invention of the general formula (II.17), where $Z-(C=W)-N(R^{11})-R^{12}$ is as defined in Table 3.1.



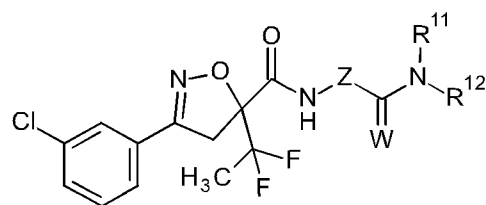
(II.17),

Table 3.18: Compounds 3.18-1 to 3.18-390 according to the invention of the general formula (II.18), where $Z-(C=W)-N(R^{11})-R^{12}$ is as defined in Table 3.1.



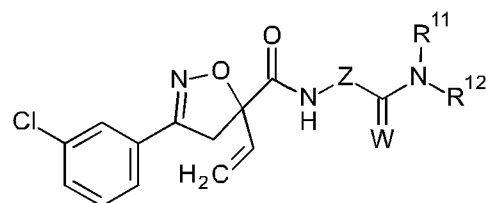
(II.18),

- 5 Table 3.19: Compounds 3.19-1 to 3.19-390 according to the invention of the general formula (II.19), where $Z-(C=W)-N(R^{11})-R^{12}$ is as defined in Table 3.1.



(II.19),

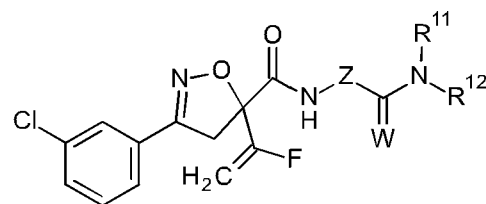
Table 3.20: Compounds 3.20-1 to 3.20-390 according to the invention of the general formula (II.20), where $Z-(C=W)-N(R^{11})-R^{12}$ is as defined in Table 3.1.



(II.20),

10

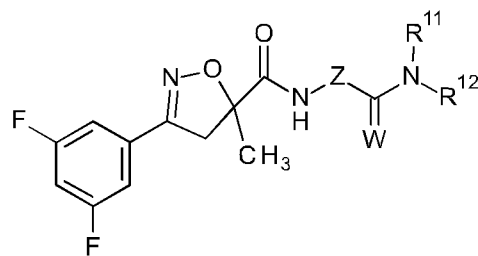
Table 3.21: Compounds 3.21-1 to 3.21-390 according to the invention of the general formula (II.21), where $Z-(C=W)-N(R^{11})-R^{12}$ is as defined in Table 3.1.



(II.21),

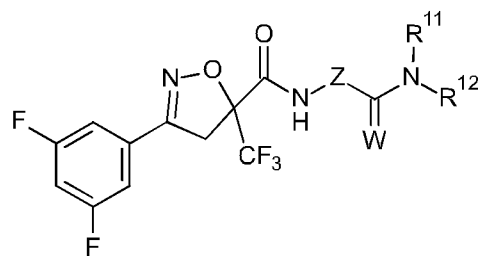
- 15 Table 3.22: Compounds 3.22-1 to 3.22-390 according to the invention of the general formula (II.22), where $Z-(C=W)-N(R^{11})-R^{12}$ is as defined in Table 3.1.

200



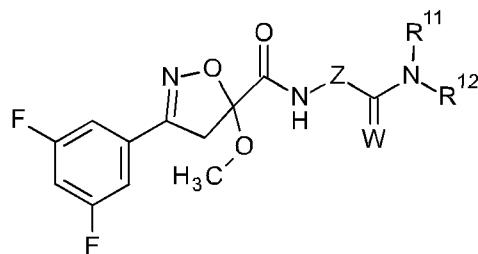
(II.22),

Table 3.23: Compounds 3.23-1 to 3.23-390 according to the invention of the general formula (II.23), where $Z-(C=W)-N(R^{11})-R^{12}$ is as defined in Table 3.1.



(II.23),

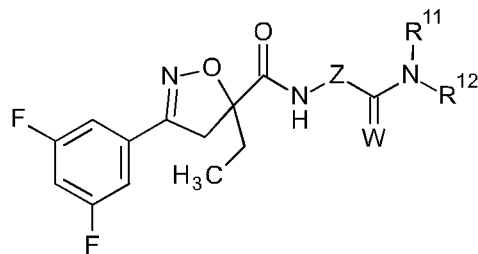
- 5 Table 3.24: Compounds 3.24-1 to 3.24-390 of the general formula (II.24) in which $Z-(C=W)-N(R^{11})-R^{12}$ is as defined in Table 3.1.



(II.24),

Table 3.25: Compounds 3.25-1 to 3.25-390 according to the invention of the general formula (II.25), where $Z-(C=W)-N(R^{11})-R^{12}$ is as defined in Table 3.1.

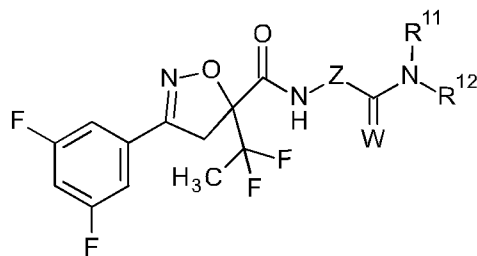
10



(II.25),

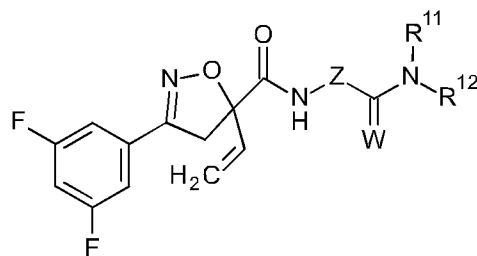
Table 3.26: Compounds 3.26-1 to 3.26-390 according to the invention of the general formula (II.26), where $Z-(C=W)-N(R^{11})-R^{12}$ is as defined in Table 3.1.

201



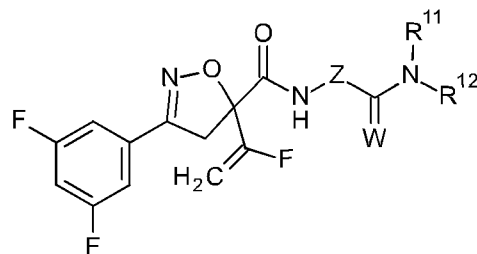
(II.26),

Table 3.27: Compounds 3.27-1 to 3.27-390 according to the invention of the general formula (II.27), where $Z-(C=W)-N(R^{11})-R^{12}$ is as defined in Table 3.1.



(II.27),

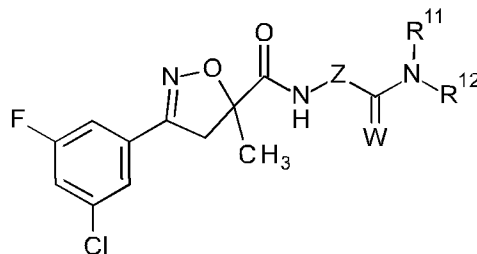
- 5 Table 3.28: Compounds 3.28-1 to 3.28-390 according to the invention of the general formula (II.28), where $Z-(C=W)-N(R^{11})-R^{12}$ is as defined in Table 3.1.



(II.28),

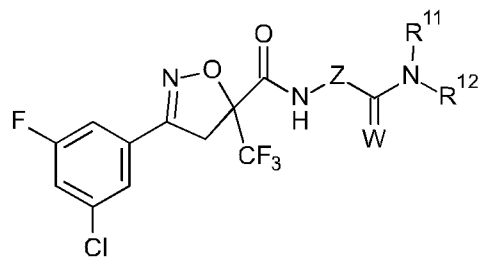
Table 3.29: Compounds 3.29-1 to 3.29-390 according to the invention of the general formula (II.29), where $Z-(C=W)-N(R^{11})-R^{12}$ is as defined in Table 3.1.

10



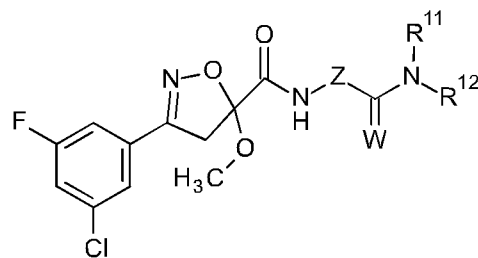
(II.29),

Table 3.30: Compounds 3.30-1 to 3.30-390 according to the invention of the general formula (II.30), where $Z-(C=W)-N(R^{11})-R^{12}$ is as defined in Table 3.1.



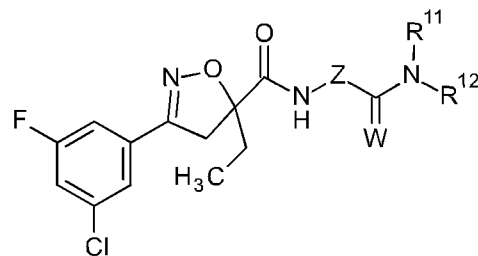
(II.30),

Table 3.31: Compounds 3.31-1 to 3.31-390 according to the invention of the general formula (II.31), where $Z-(C=W)-N(R^{11})-R^{12}$ is as defined in Table 3.1.



(II.31),

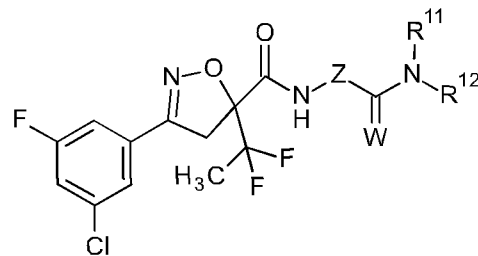
5 Table 3.32: Compounds 3.32-1 to 3.32-390 according to the invention of the general formula (II.32), where $Z-(C=W)-N(R^{11})-R^{12}$ is as defined in Table 3.1.



(II.32),

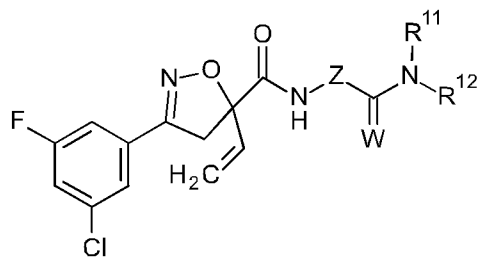
Table 3.33: Compounds 3.33-1 to 3.33-390 according to the invention of the general formula (II.33), where $Z-(C=W)-N(R^{11})-R^{12}$ is as defined in Table 3.1.

10



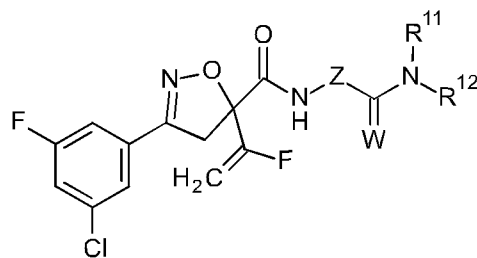
(II.33),

Table 3.34: Compounds 3.34-1 to 3.34-390 according to the invention of the general formula (II.34), where $Z-(C=W)-N(R^{11})-R^{12}$ is as defined in Table 3.1.



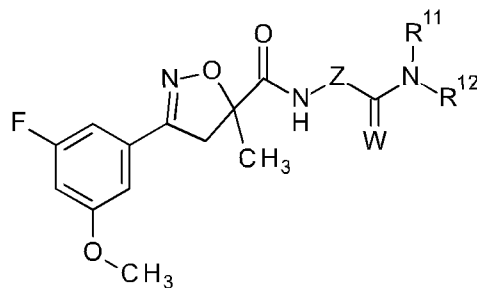
(II.34),

Table 3.35: Compounds 3.35-1 to 3.35-390 according to the invention of the general formula (II.35), where $Z-(C=W)-N(R^{11})-R^{12}$ is as defined in Table 3.1.



(II.35),

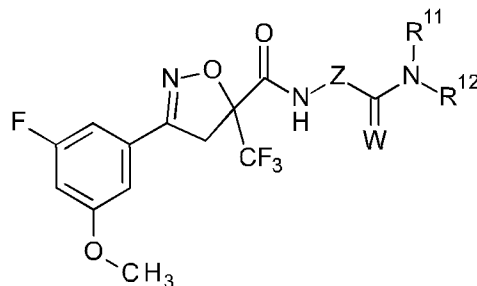
- 5 Table 3.36: Compounds 3.36-1 to 3.36-390 according to the invention of the general formula (II.36), where $Z-(C=W)-N(R^{11})-R^{12}$ is as defined in Table 3.1.



(II.36),

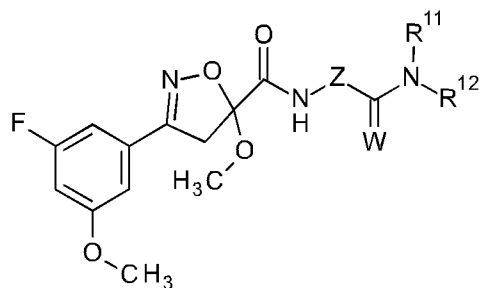
Table 3.37: Compounds 3.37-1 to 3.37-390 according to the invention of the general formula (II.37), where $Z-(C=W)-N(R^{11})-R^{12}$ is as defined in Table 3.1.

10



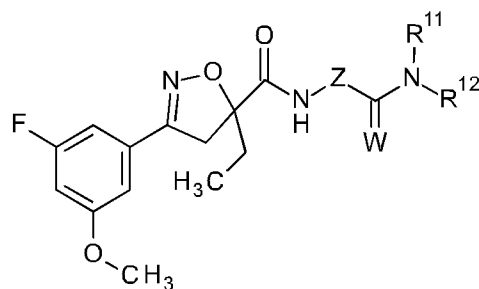
(II.37),

Table 3.38: Compounds 3.38-1 to 3.38-390 according to the invention of the general formula (II.38), where $Z-(C=W)-N(R^{11})-R^{12}$ is as defined in Table 3.1.



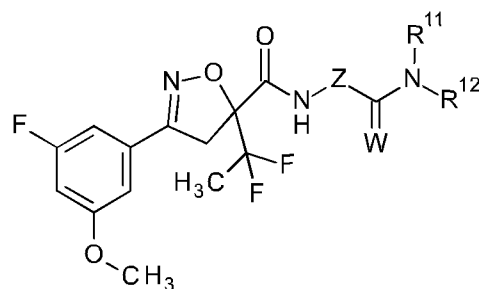
(II.38),

Table 3.39: Compounds 3.39-1 to 3.39-390 according to the invention of the general formula (II.39), where $Z-(C=W)-N(R^{11})-R^{12}$ is as defined in Table 3.1.



(II.39),

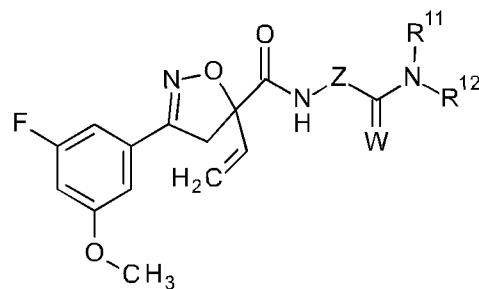
- 5 Table 3.40: Compounds 3.40-1 to 3.40-390 according to the invention of the general formula (II.40), where $Z-(C=W)-N(R^{11})-R^{12}$ is as defined in Table 3.1.



(II.40),

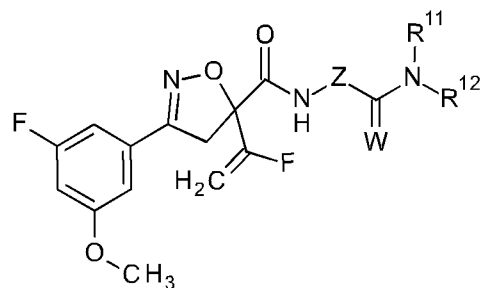
Table 3.41: Compounds 3.41-1 to 3.41-390 according to the invention of the general formula (II.41), where $Z-(C=W)-N(R^{11})-R^{12}$ is as defined in Table 3.1.

10



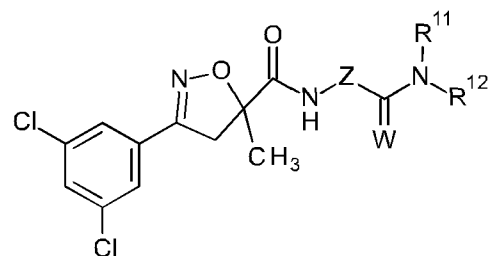
(II.41),

Table 3.42: Compounds 3.42-1 to 3.42-390 according to the invention of the general formula (II.42), where $Z-(C=W)-N(R^{11})-R^{12}$ is as defined in Table 3.1.



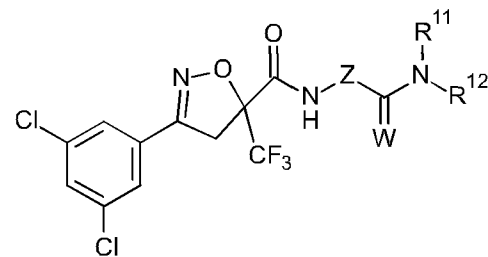
(II.42),

Table 3.43: Compounds 3.43-1 to 3.43-390 according to the invention of the general formula (II.43), where $Z-(C=W)-N(R^{11})-R^{12}$ is as defined in Table 3.1.



(II.43),

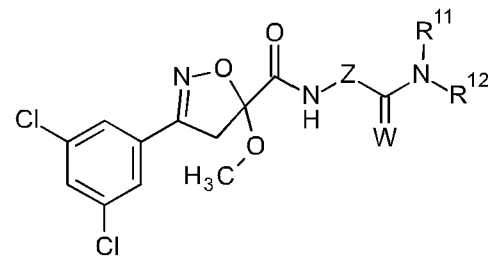
- 5 Table 3.44: Compounds 3.44-1 to 3.44-390 according to the invention of the general formula (II.44), where $Z-(C=W)-N(R^{11})-R^{12}$ is as defined in Table 3.1.



(II.44),

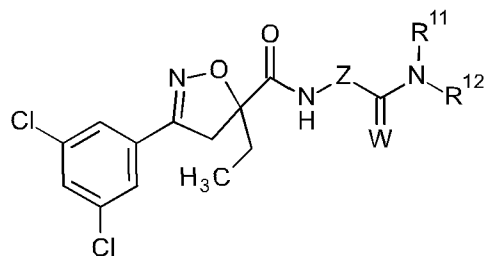
Table 3.45: Compounds 3.45-1 to 3.45-390 according to the invention of the general formula (II.45), where $Z-(C=W)-N(R^{11})-R^{12}$ is as defined in Table 3.1.

10



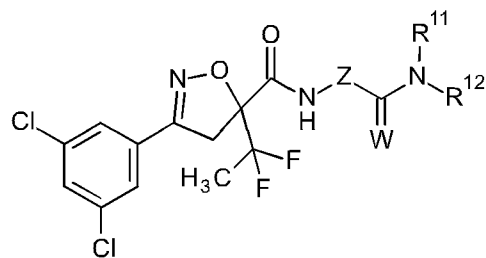
(II.45),

Table 3.46: Compounds 3.46-1 to 3.46-390 according to the invention of the general formula (II.46), where $Z-(C=W)-N(R^{11})-R^{12}$ is as defined in Table 3.1.



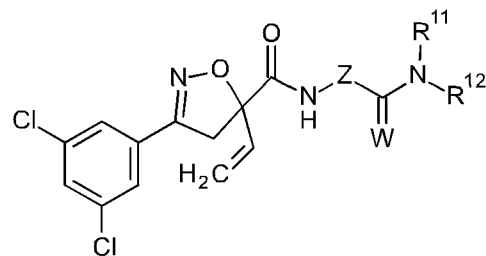
(II.46),

Table 3.47: Compounds 3.47 to 3.47-390 according to the invention of the general formula (II.47), where $Z-(C=W)-N(R^{11})-R^{12}$ is as defined in Table 3.1.



(II.47),

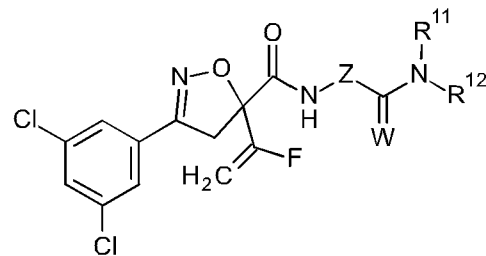
- 5 Table 3.48: Compounds 3.48-1 to 3.48-390 according to the invention of the general formula (II.48), where $Z-(C=W)-N(R^{11})-R^{12}$ is as defined in Table 3.1.



(II.48),

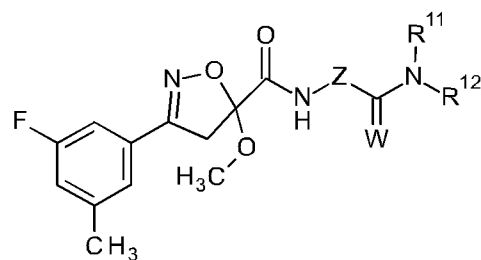
Table 3.49: Compounds 3.49-1 to 3.49-390 according to the invention of the general formula (II.49), where $Z-(C=W)-N(R^{11})-R^{12}$ is as defined in Table 3.1.

10



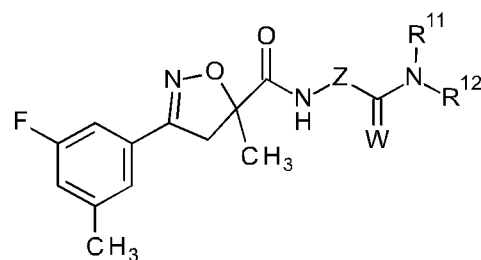
(II.49),

Table 3.50: Compounds 3.50-1 to 3.50-390 according to the invention of the general formula (II.50), where $Z-(C=W)-N(R^{11})-R^{12}$ is as defined in Table 3.1.



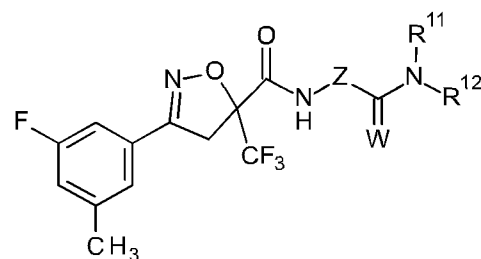
(II.50),

Table 3.51: Compounds 3.51-1 to 3.51-390 according to the invention of the general formula (II.51), where $Z-(C=W)-N(R^{11})-R^{12}$ is as defined in Table 3.1.



(II.51),

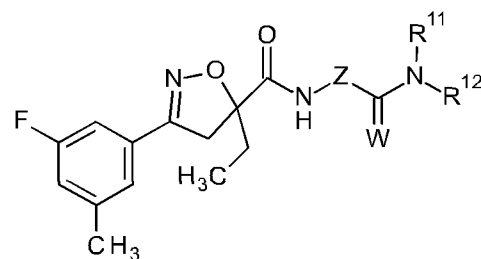
5 Table 3.52: Compounds 3.52-1 to 3.52-390 according to the invention of the general formula (II.52), where $Z-(C=W)-N(R^{11})-R^{12}$ is as defined in Table 3.1.



(II.52),

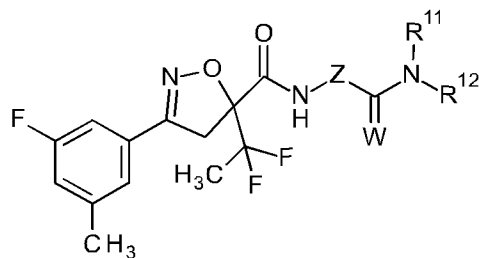
Table 3.53: Compounds 3.53-1 to 3.53-390 according to the invention of the general formula (II.53), where $Z-(C=W)-N(R^{11})-R^{12}$ is as defined in Table 3.1.

10



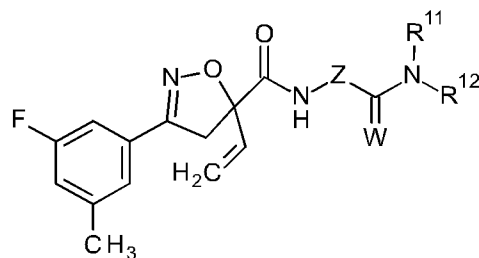
(II.53),

Table 3.54: Compounds 3.54-1 to 3.54-390 according to the invention of the general formula (II.54), where $Z-(C=W)-N(R^{11})-R^{12}$ is as defined in Table 3.1.



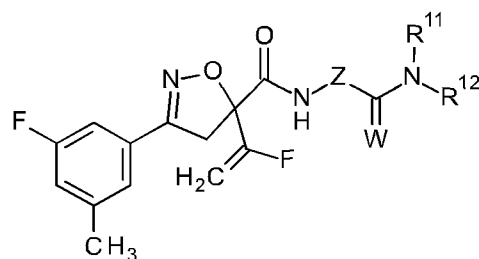
(II.54),

Table 3.55: Compounds 3.55-1 to 3.55-390 according to the invention of the general formula (II.55), where $Z-(C=W)-N(R^{11})-R^{12}$ is as defined in Table 3.1.



(II.55),

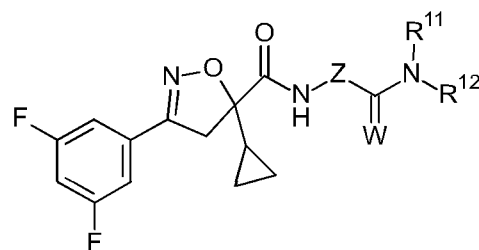
- 5 Table 3.56: Compounds 3.56-1 to 3.56-390 according to the invention of the general formula (II.56), where $Z-(C=W)-N(R^{11})-R^{12}$ is as defined in Table 3.1.



(II.56),

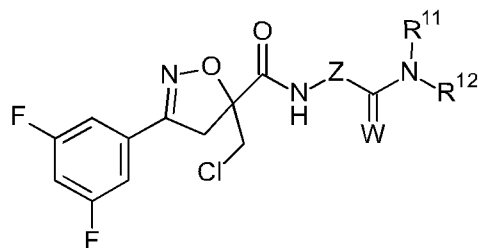
Table 3.57: Compounds 3.56-1 to 3.56-390 according to the invention of the general formula (II.57), where $Z-(C=W)-N(R^{11})-R^{12}$ is as defined in Table 3.1.

10



(II.56),

Table 3.58: Compounds 3.56-1 to 3.56-390 according to the invention of the general formula (II.58), where $Z-(C=W)-N(R^{11})-R^{12}$ is as defined in Table 3.1.



(II.58),

B. Formulation examples

5 1. Dusting products

A dusting product is obtained by mixing 10 parts by weight of a compound of the formula (I) and 90 parts by weight of talc as an inert substance and comminuting the mixture in a hammer mill.

2. Dispersible powder

10 A readily water-dispersible wettable powder is obtained by mixing 25 parts by weight of a compound of the formula (I), 64 parts by weight of kaolin-containing quartz as an inert substance, 10 parts by weight of potassium lignosulfonate and 1 part by weight of sodium oleoylmethyltaurate as a wetting agent and dispersant, and grinding the mixture in a pinned-disk mill.

15 3. Dispersion concentrate

A readily water-dispersible dispersion concentrate is obtained by mixing 20 parts by weight of a compound of the formula (I), 6 parts by weight of alkylphenol polyglycol ether (@Triton X 207), 3 parts by weight of isotridecanol polyglycol ether (8 EO) and 71 parts by weight of paraffinic mineral oil (boiling range for example about 255 to more than 277°C) and grinding the mixture in a friction ball mill to a
20 fineness of below 5 microns.

4. Emulsifiable concentrate

An emulsifiable concentrate is obtained from 15 parts by weight of a compound of the formula (I), 75 parts by weight of cyclohexanone as a solvent and 10 parts by weight of ethoxylated nonylphenol as an
25 emulsifier.

5. Water-dispersible granules

Water-dispersible granules are obtained by mixing
75 parts by weight of a compound of the formula (I),

30 10 " of calcium lignosulfonate,
5 " of sodium laurylsulfate,
3 " of polyvinyl alcohol and

7 " of kaolin,
grinding the mixture in a pinned-disk mill, and granulating the powder in a fluidized bed by spray application of water as a granulating liquid.

- 5 Water-dispersible granules are also obtained by homogenizing and precomminuting, in a colloid mill, 25 parts by weight of a compound of the formula (I),
- 5 " of sodium 2,2'-dinaphthylmethane-6,6'-disulfonate,
2 " of sodium oleoylmethyltaurinate,
1 " of polyvinyl alcohol,
10 17 " of calcium carbonate and
50 " of water,
then grinding the mixture in a bead mill and atomizing and drying the suspension thus obtained in a spray tower by means of a one-phase nozzle.

15 C. Biological examples

Test description

1. Pre-emergence herbicidal action against harmful plants and crop plant compatibility
- 20 Seeds of monocotyledonous and dicotyledonous weed plants and crop plants are placed in plastic or wood-fibre pots and covered with soil. The compounds of the invention, formulated in the form of wettable powders (WP) or as emulsion concentrates (EC), are then applied onto the surface of the covering soil as aqueous suspension or emulsion with addition of 0.5% additive at a water application rate of 600 l/ha (converted). After the treatment, the pots are placed in a greenhouse and kept under good growth
- 25 conditions for the trial plants. After about 3 weeks, the effect of the preparations is scored visually in comparison with untreated controls as percentages. For example, 100% activity = the plants have died, 0% activity = like control plants.

In the tables below, the following abbreviations are used:

30 Undesired plants/weeds:

ABUTH: *Abutilon theophrasti* ALOMY: *Alopecurus myosuroides*

AMARE: *Amaranthus retroflexus* AVEFA: *Avena fatua*

ECHCG: *Echinochloa crus-galli* HORMU: *Hordeum murinum*

LOLRI: *Lolium rigidum* MATIN: *Matricaria inodora*

PHBPU: *Pharbitis purpurea* POLCO: *Polygonum convolvulus*
 SETVI: *Setaria viridis* STEME: *Stellaria media*
 VERPE: *Veronica persica* VIOTR: *Viola tricolor*

Table 4.1: Pre-emergence herbicidal action against ALOMY in %

Example number	Application rate [g/ha]	Herbicidal action against [%]
		ALOMY
I-002	80	90
I-004	80	100
I-006	80	100
I-012	80	100
I-013	80	100
II-02	80	90
II-04	80	100
II-06	80	90
II-07	80	100
II-12	80	90
II-16	80	100
III-02	80	100
III-04	80	100
III-06	80	100
IV-01	80	90
IV-02	80	100
IV-03	80	90
IV-04	80	90
IV-05	80	80
IV-06	80	100
IV-07	80	100

5

Table 4.2: Pre-emergence herbicidal action against AVEFA in %

Example number	Application rate [g/ha]	Herbicide action against [%]
		AVEFA
I-002	80	80
I-004	80	90
I-006	80	90
I-012	80	90
I-013	80	100
II-02	80	90
II-04	80	80
II-06	80	90
II-07	80	80
II-12	80	80
II-16	80	80
III-02	80	80
III-04	80	90
III-06	80	80
IV-01	80	90
IV-02	80	90
IV-04	80	90
IV-05	80	80
IV-07	80	80

5 Table 4.3: Pre-emergence herbicidal action against CYPRES in %

Example number	Application rate [g/ha]	Herbicide action against [%]
		CYPRES
I-003	80	100
I-006	80	100
II-16	80	100

Table 4.4: Pre-emergence herbicidal action against ECHCG in %

		Herbicide action against [%]
Example number	Application rate [g/ha]	ECHCG
I-002	80	90
I-004	80	100
I-006	80	100
I-012	80	100
I-013	80	100
II-02	80	80
II-04	80	90
II-06	80	90
II-07	80	90
II-16	80	100
III-04	80	90
III-06	80	90
IV-02	80	90
IV-04	80	90
IV-06	80	90

Table 4.5: Pre-emergence herbicidal action against LOLRI in %

5

		Herbicide action against [%]
Example number	Application rate [g/ha]	LOLRI
I-002	80	100
I-004	80	90
I-006	80	100
I-012	80	100
I-013	80	100
II-02	80	90
II-04	80	90
II-06	80	100
II-07	80	100
II-12	80	90
II-16	80	100
III-02	80	100
III-04	80	100
III-06	80	100
IV-01	80	100
IV-02	80	100

		Herbicide action against [%]
Example number	Application rate [g/ha]	LOLRJ
IV-04	80	100
IV-06	80	100
IV-07	80	90

Table 4.6: Pre-emergence herbicide action against SETVI in %

		Herbicide action against [%]
Example number	Application rate [g/ha]	SETVI
I-002	80	100
I-004	80	100
I-006	80	100
I-012	80	100
I-013	80	100
II-02	80	100
II-04	80	90
II-06	80	100
II-07	80	100
II-12	80	90
II-16	80	80
III-04	80	100
III-06	80	100
IV-01	80	90
IV-02	80	90
IV-04	80	100
IV-06	80	100
IV-07	80	100

5

Table 4.7: Pre-emergence herbicidal action against ABUTH in %

Example number	Application rate [g/ha]	Herbicidal action against [%]
		ABUTH
I-012	80	90
I-013	80	90
II-12	80	80
IV-02	80	80

Table 4.8: Pre-emergence herbicidal action against AMARE in %

5

Example number	Application rate [g/ha]	Herbicidal action against [%]
		AMARE
I-002	80	90
I-004	80	80
I-005	80	80
I-006	80	100
I-012	80	100
I-013	80	100
II-02	80	100
II-04	80	100
II-06	80	100
II-07	80	100
II-12	80	90
II-16	80	90
III-02	80	80
III-04	80	90
IV-01	80	90
IV-02	80	100
IV-04	80	90
IV-06	80	80
IV-07	80	80

Table 4.9: Pre-emergence herbicidal action against MATIN in %

Example number	Application rate [g/ha]	Herbicidal action against [%]
		MATIN
I-002	80	80
I-004	80	80
I-006	80	90
I-012	80	90
I-013	80	100
II-02	80	90
II-04	80	80
II-16	80	80
IV-07	80	80

Table 4.10: Pre-emergence herbicidal action against PHBPU in %

5

Example number	Application rate [g/ha]	Herbicidal action against [%]
		PHBPU
I-002	80	90
I-004	80	90
I-006	80	90
I-012	80	90
I-013	80	90
II-02	80	90
III-02	80	80
III-04	80	90
III-06	80	80
IV-02	80	80
IV-06	80	90
IV-07	80	90

10

15

Table 4.11: Pre-emergence herbicidal action against POLCO in %

Example number	Application rate [g/ha]	Herbicide action against [%]
		POLCO
I-002	80	90
I-003	80	80
I-004	80	100
I-006	80	80
I-012	80	90
I-013	80	90
II-02	80	100
II-04	80	90
II-06	80	80
II-07	80	100
II-12	80	100
II-16	80	90
III-04	80	100
III-06	80	100
IV-01	80	90
IV-02	80	100
IV-06	80	80
IV-07	80	80

Table 4.12: Pre-emergence herbicidal action against STEME in %

Example number	Application rate [g/ha]	Herbicide action against [%]
		STEME
I-002	80	100
I-003	80	80
I-004	80	100
I-006	80	100
I-012	80	100
I-013	80	100
II-02	80	100
II-04	80	100
II-05	80	90
II-06	80	90
II-07	80	100
II-12	80	90
II-13	80	100

II-16	80	100
III-02	80	80
III-04	80	90
III-06	80	90
IV-01	80	90
IV-02	80	90
IV-04	80	90
IV-05	80	90
IV-06	80	90
IV-07	80	100

Table 4.13: Pre-emergence herbicidal action against VIOTR in %

Example number	Application rate [g/ha]	Herbicidal action against [%]
		VIOTR
I-002	80	80
I-003	80	100
I-006	80	90
I-012	80	90
I-013	80	100
II-02	80	90
II-03	80	90
II-06	80	100
II-07	80	100
II-12	80	80
II-16	80	80
III-04	80	90
III-06	80	90
IV-02	80	90
IV-05	80	100
IV-06	80	100
IV-07	80	90

5

10

Table 4.14: Pre-emergence herbicidal action against VERPE in %

		Herbicide action against [%]
Example number	Application rate [g/ha]	VERPE
I-012	80	100
I-013	80	90
II-06	80	90
II-07	80	100
III-01	80	90
III-02	80	90
III-03	80	80
III-04	80	90
III-06	80	80
IV-02	80	90

Table 4.15: Pre-emergence herbicidal action against HORMU in %

		Herbicide action against [%]
Example number	Application rate [g/ha]	HORMU
I-002	80	80
I-006	80	90
I-012	80	90
I-013	80	100
II-04	80	90
II-06	80	100
II-07	80	90
III-01	80	80
III-02	80	100
III-04	80	100
III-05	80	80
III-06	80	90
IV-01	80	90
IV-02	80	100
IV-04	80	90
IV-06	80	90
IV-07	80	90

As shown by the results, compounds according to the invention such as, for example, the compounds No. I-002 and other compounds from the tables (I-004, I-006, I-012, I-013, II-02, II-04, II-06, II-07, II-12, II-16, III-02, III-04, III-06, IV-01, IV-02, IV-04, IV-06, IV-07) have, when used for pre-emergence treatment, very good activity (80% to 100% herbicidal action) against harmful plants such as *Abutilon theophrasti*, *Alopecurus myosuroides*, *Amaranthus retroflexus*, *Echinochloa crus-galli*, *Hordeum murinum*, *Lolium rigidum*, *Matricaria inodora*, *Pharbitis purpurea*, *Polygonum convolvulus*, *Setaria viridis*, *Stellaria media*, *Veronica persica* and *Viola tricolor* at an application rate of 0.08 kg of active substance or less per hectare.

10 2. Post-emergence herbicidal action against harmful plants and crop plant compatibility

Seeds of monocotyledonous and dicotyledonous weeds and crop plants are placed in sandy loam in plastic or wood-fibre pots, covered with soil and cultivated in a greenhouse under controlled growth conditions. 2 to 3 weeks after sowing, the test plants are treated at the one-leaf stage. The compounds of the invention, formulated in the form of wettable powders (WP) or as emulsion concentrates (EC), are then sprayed onto the green parts of the plants as aqueous suspension or emulsion with addition of 0.5% additive at a water application rate of 600 l/ha (converted). After the test plants have been kept in the greenhouse under optimum growth conditions for about 3 weeks, the activity of the preparations is rated visually in comparison to untreated controls. For example, 100% activity = the plants have died, 0% activity = like control plants.

Table 5.1: Post-emergence herbicidal action against ALOMY in %

Example number	Application rate [g/ha]	Herbicidal action against [%]
		ALOMY
I-002	80	90
I-004	80	80
I-006	80	80
I-007	80	90
I-008	80	100
I-009	80	90
I-010	80	90
I-011	80	90
I-012	80	90
I-013	80	80
I-014	80	90
I-015	80	100
I-016	80	100

Example number	Application rate [g/ha]	Herbicide action against [%]
		ALOMY
I-017	80	100
I-018	80	100
I-019	80	90
I-020	80	90
I-021	80	90
I-022	80	100
I-023	80	90
I-024	80	90
I-025	80	90
I-026	80	100
I-027	80	90
I-028	80	90
I-029	80	90
I-030	80	90
I-031	80	90
I-032	80	90
I-033	80	90
I-034	80	90
I-035	80	90
I-036	80	90
I-037	80	90
I-038	80	90
I-039	80	100
I-040	80	90
I-042	80	100
I-043	80	90
I-045	80	100
I-046	80	90
I-048	80	100
I-049	80	90
I-050	80	90
I-051	80	100
I-052	80	100
I-053	80	90
I-054	80	90
I-055	80	90
I-056	80	100
I-057	80	90
I-058	80	100
I-059	80	90
I-060	80	90

		Herbicide action against [%]
Example number	Application rate [g/ha]	ALOMY
I-061	80	90
I-062	80	100
I-063	80	90
I-064	80	90
I-065	80	90
I-066	80	90
I-067	80	90
I-068	80	90
I-069	80	90
I-070	80	90
I-071	80	90
I-072	80	90
I-073	80	90
I-075	80	100
I-076	80	100
I-077	80	90
I-079	80	90
I-080	80	90
I-082	80	100
I-083	80	100
I-084	80	100
I-085	80	90
I-086	80	90
I-087	80	100
I-089	80	100
I-090	80	100
I-092	80	90
I-093	80	100
I-094	80	100
I-095	80	90
I-096	80	100
I-097	80	100
I-098	80	100
I-099	80	90
I-100	80	100
I-104	80	90
II-02	80	80
II-04	80	80
II-06	80	90
II-07	80	80
II-08	80	80

Example number	Application rate [g/ha]	Herbicide action against [%]
		ALOMY
II-10	80	90
II-11	80	90
II-12	80	90
II-14	80	100
II-17	80	80
II-18	80	100
II-22	80	80
II-25	80	80
II-26	80	100
II-27	80	90
II-28	80	100
II-30	80	100
II-31	80	90
II-32	80	90
II-34	80	90
II-35	80	90
II-36	80	90
II-37	80	80
II-39	80	80
III-02	80	80
III-04	80	90
III-06	80	90
III-07	80	90
III-08	80	90
III-09	80	90
III-10	80	100
III-12	80	100
III-13	80	90
III-17	80	100
IV-04	80	90
IV-06	80	90
IV-07	80	90
V-01	80	100
V-04	80	100

Table 5.2: Post-emergence herbicidal action against AVEFA in %

Example number	Application rate [g/ha]	Herbicide action against [%]
		AVEFA
I-002	80	80
I-004	80	90
I-006	80	80
I-007	80	90
I-008	80	90
I-009	80	90
I-010	80	90
I-011	80	90
I-012	80	100
I-013	80	90
I-014	80	90
I-015	80	100
I-016	80	90
I-017	80	100
I-018	80	100
I-019	80	100
I-020	80	100
I-021	80	100
I-022	80	100
I-023	80	90
I-024	80	100
I-025	80	90
I-026	80	100
I-027	80	90
I-028	80	100
I-029	80	80
I-030	80	100
I-031	80	90
I-032	80	100
I-033	80	90
I-034	80	90
I-035	80	90
I-036	80	80
I-037	80	90
I-038	80	100
I-039	80	90
I-040	80	90
I-041	80	90
I-042	80	100
I-043	80	90
I-044	80	80
I-045	80	90

Example number	Application rate [g/ha]	Herbicide action against [%]
		AVEFA
I-046	80	90
I-048	80	90
I-049	80	90
I-050	80	90
I-051	80	90
I-052	80	100
I-053	80	90
I-054	80	100
I-055	80	80
I-056	80	90
I-058	80	100
I-059	80	100
I-060	80	90
I-061	80	100
I-062	80	100
I-063	80	100
I-064	80	100
I-065	80	90
I-066	80	90
I-067	80	100
I-068	80	100
I-069	80	90
I-070	80	100
I-071	80	100
I-072	80	100
I-073	80	100
I-076	80	100
I-077	80	100
I-079	80	90
I-080	80	100
I-081	80	100
I-082	80	100
I-083	80	100
I-084	80	100
I-085	80	100
I-086	80	90
I-087	80	100
I-088	80	100
I-089	80	100
I-090	80	100
I-092	80	90
I-093	80	100

Example number	Application rate [g/ha]	Herbicide action against [%]
		AVEFA
I-094	80	90
I-096	80	100
I-097	80	90
I-098	80	100
I-099	80	90
I-100	80	100
I-104	80	80
II-02	80	80
II-04	80	80
II-06	80	80
II-07	80	80
II-09	80	90
II-10	80	90
II-11	80	90
II-12	80	80
II-14	80	100
II-18	80	100
II-20	80	100
II-22	80	90
II-25	80	90
II-26	80	90
II-27	80	90
II-28	80	80
II-29	80	80
II-30	80	100
II-31	80	100
II-32	80	90
II-33	80	100
II-34	80	100
II-35	80	100
II-36	80	100
II-37	80	100
II-39	80	90
III-01	80	80
III-02	80	90
III-03	80	90
III-04	80	100
III-06	80	80
III-07	80	90
III-08	80	100
III-09	80	100
III-10	80	100

		Herbicide action against [%]
Example number	Application rate [g/ha]	AVEFA
III-12	80	100
III-13	80	90
III-16	80	100
III-17	80	90
IV-04	80	90
IV-06	80	90
IV-07	80	80
IV-10	80	90

Table 5.3: Post-emergence herbicidal action against ECHCG in %

		Herbicide action against [%]
Example number	Application rate [g/ha]	ECHCG
I-002	80	80
I-004	80	80
I-006	80	80
I-007	80	90
I-008	80	90
I-009	80	90
I-010	80	90
I-011	80	90
I-012	80	90
I-013	80	80
I-014	80	90
I-015	80	100
I-016	80	100
I-017	80	100
I-018	80	100
I-019	80	80
I-020	80	80
I-021	80	80
I-022	80	80
I-023	80	80
I-024	80	90
I-025	80	80
I-026	80	80
I-027	80	80
I-028	80	80

Example number	Application rate [g/ha]	Herbicide action against [%]
		ECHCG
I-030	80	80
I-031	80	80
I-033	80	90
I-034	80	80
I-035	80	90
I-037	80	90
I-038	80	80
I-039	80	90
I-040	80	90
I-041	80	80
I-042	80	90
I-043	80	80
I-044	80	90
I-045	80	80
I-046	80	90
I-048	80	80
I-051	80	80
I-052	80	80
I-054	80	90
I-055	80	90
I-056	80	80
I-057	80	80
I-058	80	100
I-059	80	100
I-060	80	90
I-061	80	100
I-062	80	90
I-063	80	90
I-064	80	90
I-065	80	90
I-066	80	80
I-067	80	90
I-068	80	90
I-069	80	90
I-070	80	90
I-071	80	90
I-072	80	90
I-073	80	100
I-075	80	90
I-076	80	90
I-077	80	80
I-079	80	80

Example number	Application rate [g/ha]	Herbicide action against [%]
		ECHCG
I-080	80	90
I-082	80	90
I-083	80	90
I-084	80	90
I-085	80	90
I-086	80	90
I-087	80	80
I-088	80	90
I-089	80	90
I-090	80	80
I-092	80	80
I-093	80	100
I-094	80	90
I-096	80	80
I-097	80	90
I-098	80	90
I-099	80	80
I-100	80	90
I-104	80	80
II-02	80	80
II-04	80	80
II-06	80	80
II-07	80	80
II-10	80	90
II-11	80	90
II-14	80	100
II-18	80	80
II-25	80	80
II-26	80	80
II-27	80	90
II-28	80	90
II-29	80	90
II-30	80	90
II-31	80	90
II-32	80	90
II-33	80	80
II-34	80	80
III-02	80	90
III-04	80	80
III-06	80	80
III-07	80	90
III-08	80	90

Example number	Application rate [g/ha]	Herbicide action against [%]
		ECHCG
III-09	80	90
III-10	80	90
III-13	80	90
III-16	80	90
III-17	80	80
IV-04	80	80
IV-06	80	80
IV-07	80	80
IV-10	80	90
V-01	80	90
V-04	80	80

Table 5.4: Post-emergence herbicide action against LOLRI in %

Example number	Application rate [g/ha]	Herbicide action against [%]
		LOLRI
I-002	80	80
I-004	80	80
I-006	80	80
I-007	80	90
I-008	80	90
I-009	80	90
I-010	80	90
I-011	80	90
I-012	80	90
I-013	80	90
I-014	80	90
I-015	80	100
I-016	80	100
I-017	80	100
I-018	80	100
I-019	80	90
I-020	80	90
I-021	80	90
I-022	80	100
I-023	80	90
I-024	80	90
I-025	80	90

Example number	Application rate [g/ha]	Herbicide action against [%]
		LOLRI
I-026	80	90
I-027	80	90
I-028	80	90
I-029	80	90
I-030	80	100
I-031	80	100
I-032	80	90
I-033	80	90
I-034	80	100
I-035	80	90
I-036	80	90
I-037	80	90
I-038	80	90
I-039	80	100
I-040	80	90
I-041	80	80
I-042	80	100
I-043	80	90
I-045	80	80
I-046	80	100
I-048	80	80
I-049	80	90
I-051	80	90
I-052	80	100
I-053	80	90
I-054	80	100
I-055	80	90
I-056	80	90
I-057	80	90
I-058	80	90
I-059	80	100
I-061	80	90
I-062	80	90
I-063	80	100
I-064	80	100
I-065	80	90
I-066	80	90
I-067	80	90
I-068	80	90
I-069	80	90
I-070	80	80
I-071	80	90

Example number	Application rate [g/ha]	Herbicide action against [%]
		LOLRI
I-072	80	90
I-073	80	100
I-075	80	100
I-076	80	100
I-077	80	90
I-080	80	90
I-081	80	100
I-082	80	100
I-083	80	100
I-084	80	100
I-085	80	100
I-086	80	90
I-087	80	100
I-088	80	100
I-089	80	100
I-090	80	100
I-092	80	90
I-093	80	100
I-094	80	90
I-096	80	100
I-097	80	100
I-098	80	90
I-099	80	100
I-100	80	90
I-104	80	90
II-02	80	80
II-04	80	80
II-06	80	90
II-07	80	80
II-09	80	80
II-10	80	90
II-11	80	90
II-12	80	80
II-14	80	100
II-16	80	80
II-18	80	80
II-22	80	90
II-25	80	90
II-26	80	100
II-27	80	90
II-28	80	90
II-29	80	90

Example number	Application rate [g/ha]	Herbicide action against [%]
		LOLRI
II-30	80	90
II-31	80	90
II-32	80	90
II-33	80	90
II-34	80	90
II-35	80	90
II-36	80	90
II-37	80	100
II-39	80	80
III-02	80	90
III-03	80	80
III-04	80	90
III-05	80	80
III-06	80	90
III-07	80	90
III-08	80	90
III-09	80	100
III-10	80	100
III-12	80	100
III-13	80	100
III-16	80	100
III-17	80	90
IV-03	80	90
IV-04	80	90
IV-06	80	80
IV-07	80	90
IV-10	80	90
V-01	80	100
V-04	80	90

Table 5.5: Post-emergence herbicide action against SETVI in %

Example number	Application rate [g/ha]	Herbicide action against [%]
		SETVI
I-002	80	80
I-004	80	80
I-007	80	90

Example number	Application rate [g/ha]	Herbicide action against [%]
		SETVI
I-008	80	90
I-009	80	90
I-010	80	90
I-011	80	80
I-012	80	90
I-013	80	90
I-014	80	80
I-015	80	90
I-016	80	90
I-017	80	90
I-018	80	90
I-019	80	90
I-020	80	90
I-021	80	90
I-022	80	100
I-023	80	90
I-024	80	80
I-025	80	90
I-026	80	90
I-027	80	90
I-028	80	90
I-029	80	80
I-030	80	90
I-031	80	90
I-032	80	90
I-033	80	90
I-034	80	80
I-035	80	80
I-037	80	90
I-038	80	90
I-039	80	80
I-042	80	80
I-043	80	80
I-045	80	80
I-046	80	80
I-052	80	90
I-054	80	80
I-055	80	90
I-056	80	80
I-058	80	90
I-059	80	90
I-061	80	90

Example number	Application rate [g/ha]	Herbicidal action against [%]
		SETVI
I-062	80	80
I-063	80	90
I-064	80	90
I-065	80	90
I-066	80	90
I-067	80	90
I-068	80	90
I-069	80	80
I-070	80	90
I-071	80	90
I-072	80	80
I-073	80	80
I-075	80	80
I-076	80	90
I-077	80	80
I-079	80	90
I-080	80	80
I-081	80	80
I-082	80	90
I-083	80	80
I-084	80	90
I-085	80	80
I-086	80	90
I-087	80	80
I-088	80	90
I-089	80	80
I-090	80	90
I-092	80	80
I-093	80	80
I-094	80	80
I-096	80	80
I-097	80	90
I-098	80	80
I-099	80	90
I-100	80	80
II-02	80	80
II-04	80	80
II-06	80	80
II-11	80	90
II-12	80	80
II-14	80	90
II-16	80	80

Example number	Application rate [g/ha]	Herbicide action against [%]
		SETVI
II-18	80	90
II-26	80	80
II-27	80	80
II-28	80	80
II-29	80	80
II-30	80	80
II-31	80	80
II-32	80	80
II-33	80	80
II-34	80	80
II-35	80	80
II-37	80	80
III-02	80	80
III-04	80	80
III-06	80	80
III-07	80	90
III-08	80	90
III-09	80	80
III-10	80	90
III-12	80	80
III-13	80	80
III-16	80	80
III-17	80	80
IV-04	80	80
IV-06	80	80
IV-07	80	80
V-01	80	80
V-04	80	80

Table 5.6: Post-emergence herbicide action against ABUTH in %

Example number	Application rate [g/ha]	Herbicide action against [%]
		ABUTH
I-007	80	80
I-008	80	90
I-009	80	90
I-010	80	80
I-012	80	80

Example number	Application rate [g/ha]	Herbicide action against [%]
		ABUTH
I-013	80	80
I-015	80	90
I-016	80	90
I-017	80	100
I-018	80	90
I-019	80	80
I-020	80	80
I-021	80	80
I-022	80	90
I-023	80	80
I-024	80	80
I-027	80	80
I-028	80	80
I-033	80	80
I-034	80	80
I-035	80	80
I-036	80	80
I-037	80	90
I-038	80	80
I-039	80	80
I-040	80	80
I-041	80	80
I-042	80	80
I-043	80	80
I-044	80	90
I-045	80	80
I-046	80	90
I-048	80	80
I-050	80	80
I-051	80	80
I-052	80	90
I-055	80	80
I-058	80	90
I-061	80	80
I-062	80	80
I-063	80	90
I-064	80	80
I-065	80	80
I-067	80	80
I-068	80	90
I-069	80	80
I-070	80	80

Example number	Application rate [g/ha]	Herbicide action against [%]
		ABUTH
I-071	80	80
I-072	80	80
I-073	80	80
I-075	80	80
I-076	80	80
I-079	80	80
I-081	80	80
I-082	80	90
I-083	80	90
I-084	80	90
I-085	80	90
I-086	80	90
I-087	80	90
I-088	80	90
I-089	80	90
I-090	80	90
I-092	80	90
I-093	80	80
I-094	80	90
I-096	80	90
I-098	80	80
I-100	80	80
II-06	80	80
II-11	80	90
II-12	80	80
II-26	80	80
II-28	80	90
II-30	80	80
II-31	80	90
II-32	80	80
II-33	80	80
II-34	80	80
II-35	80	80
II-37	80	80
III-06	80	80
III-07	80	80
III-08	80	80
III-09	80	80
III-10	80	90
III-12	80	90
III-13	80	80
III-16	80	80

		Herbicide action against [%]
Example number	Application rate [g/ha]	ABUTH
III-17	80	80
V-01	80	80
V-04	80	80

Table 5.7: Post-emergence herbicidal action against AMARE in %

		Herbicide action against [%]
Example number	Application rate [g/ha]	AMARE
I-004	80	80
I-008	80	90
I-010	80	90
I-012	80	90
I-013	80	80
I-014	80	90
I-015	80	100
I-016	80	90
I-017	80	90
I-018	80	90
I-019	80	90
I-020	80	100
I-021	80	90
I-022	80	100
I-023	80	90
I-024	80	90
I-025	80	90
I-026	80	90
I-027	80	80
I-028	80	90
I-029	80	90
I-030	80	90
I-031	80	90
I-032	80	90
I-033	80	90
I-035	80	80
I-036	80	80
I-037	80	90
I-038	80	80

Example number	Application rate [g/ha]	Herbicide action against [%]
		AMARE
I-039	80	80
I-043	80	80
I-044	80	80
I-046	80	80
I-049	80	90
I-050	80	80
I-052	80	90
I-054	80	80
I-055	80	80
I-056	80	80
I-058	80	90
I-059	80	80
I-060	80	80
I-061	80	90
I-062	80	80
I-063	80	90
I-064	80	90
I-065	80	80
I-066	80	90
I-067	80	80
I-068	80	80
I-069	80	80
I-070	80	90
I-071	80	80
I-072	80	80
I-073	80	80
I-075	80	90
I-076	80	90
I-077	80	80
I-079	80	90
I-080	80	90
I-081	80	80
I-082	80	90
I-083	80	90
I-084	80	90
I-085	80	90
I-086	80	90
I-087	80	90
I-088	80	90
I-089	80	90
I-090	80	90
I-092	80	90

Example number	Application rate [g/ha]	Herbicide action against [%]
		AMARE
I-093	80	80
I-094	80	90
I-096	80	90
I-097	80	80
I-098	80	80
I-099	80	80
I-100	80	80
I-104	80	80
II-02	80	80
II-06	80	80
II-10	80	80
II-11	80	90
II-12	80	80
II-14	80	90
II-18	80	80
II-25	80	80
II-26	80	90
II-27	80	80
II-28	80	80
II-29	80	80
II-30	80	80
II-31	80	80
II-32	80	80
II-33	80	90
II-34	80	90
II-35	80	90
II-36	80	90
II-37	80	90
II-38	80	90
II-39	80	80
III-02	80	80
III-04	80	80
III-06	80	80
III-07	80	90
III-08	80	80
III-09	80	90
III-10	80	90
III-12	80	90
III-13	80	90
III-16	80	90
III-17	80	90
IV-04	80	80

Example number	Application rate [g/ha]	Herbicide action against [%]
		MARE
IV-06	80	80
IV-07	80	80
IV-10	80	80
V-01	80	80
V-04	80	80

Table 5.8: Post-emergence herbicide action against MATIN in %

Example number	Application rate [g/ha]	Herbicide action against [%]
		MATIN
I-002	80	80
I-008	80	90
I-009	80	90
I-011	80	80
I-012	80	90
I-013	80	90
I-015	80	80
I-016	80	80
I-017	80	80
I-018	80	80
I-019	80	90
I-020	80	90
I-022	80	80
I-023	80	90
I-024	80	80
I-027	80	90
I-028	80	80
I-031	80	80
I-032	80	80
I-033	80	90
I-036	80	80
I-037	80	80
I-038	80	90
I-039	80	80
I-040	80	80
I-041	80	80
I-042	80	80
I-046	80	80

Example number	Application rate [g/ha]	Herbicide action against [%]
		MATIN
I-048	80	80
I-053	80	80
I-055	80	80
I-058	80	90
I-059	80	90
I-061	80	80
I-062	80	80
I-063	80	90
I-064	80	90
I-065	80	80
I-067	80	80
I-068	80	90
I-071	80	80
I-076	80	80
I-077	80	80
I-092	80	90
I-093	80	90
I-094	80	80
I-098	80	80
I-104	80	80
II-11	80	90
II-14	80	90
V-01	80	80

Table 5.9: Post-emergence herbicide action against PHBPU in %

Example number	Application rate [g/ha]	Herbicide action against [%]
		PHBPU
I-002	80	80
I-006	80	80
I-007	80	90
I-008	80	90
I-009	80	90
I-010	80	90
I-012	80	90
I-013	80	80
I-020	80	80
I-021	80	80

Example number	Application rate [g/ha]	Herbicide action against [%]
		PHBPU
I-023	80	80
I-026	80	80
I-030	80	80
I-031	80	80
I-033	80	80
I-037	80	80
I-038	80	80
I-039	80	80
I-044	80	80
I-045	80	80
I-048	80	80
I-049	80	90
I-051	80	80
I-052	80	80
I-053	80	80
I-054	80	80
I-058	80	80
I-059	80	80
I-060	80	80
I-061	80	80
I-062	80	80
I-063	80	80
I-064	80	80
I-065	80	80
I-067	80	80
I-068	80	80
I-070	80	80
I-073	80	80
I-075	80	90
I-076	80	80
I-077	80	80
I-080	80	90
I-082	80	90
I-083	80	90
I-084	80	90
I-085	80	90
I-086	80	80
I-087	80	90
I-088	80	90
I-090	80	90
I-092	80	80
I-093	80	80

Example number	Application rate [g/ha]	Herbicide action against [%]
		PHBPU
I-094	80	90
I-095	80	90
I-096	80	90
I-097	80	80
I-098	80	80
I-100	80	80
II-06	80	80
II-08	80	90
II-10	80	90
II-11	80	90
II-12	80	80
II-18	80	80
II-19	80	90
II-24	80	80
II-26	80	80
II-28	80	90
II-34	80	90
II-35	80	90
II-36	80	90
III-02	80	80
III-04	80	90
III-07	80	80
III-08	80	80
III-09	80	90
III-10	80	90
III-12	80	90
III-13	80	90
III-16	80	90
III-17	80	90
IV-07	80	80
IV-10	80	90
V-01	80	90

Table 5.10: Post-emergence herbicidal action against POLCO in %

Example number	Application rate [g/ha]	Herbicide action against [%]
		POLCO
I-003	80	80

Example number	Application rate [g/ha]	Herbicide action against [%]
		POLCO
I-007	80	80
I-008	80	90
I-009	80	90
I-010	80	90
I-011	80	80
I-012	80	80
I-013	80	90
I-014	80	80
I-015	80	100
I-016	80	90
I-017	80	90
I-018	80	100
I-019	80	100
I-021	80	90
I-022	80	100
I-023	80	100
I-024	80	90
I-025	80	100
I-026	80	80
I-028	80	100
I-029	80	80
I-030	80	90
I-031	80	90
I-032	80	100
I-033	80	100
I-034	80	80
I-035	80	80
I-036	80	90
I-037	80	90
I-038	80	80
I-054	80	80
I-055	80	90
I-056	80	80
I-057	80	80
I-058	80	90
I-059	80	80
I-061	80	90
I-062	80	80
I-063	80	90
I-064	80	90
I-065	80	90
I-066	80	80

Example number	Application rate [g/ha]	Herbicidal action against [%]
		POLCO
I-067	80	90
I-068	80	90
I-069	80	80
I-070	80	90
I-071	80	90
I-072	80	90
I-073	80	90
I-075	80	90
I-076	80	90
I-077	80	80
I-079	80	90
I-080	80	90
I-081	80	90
I-082	80	90
I-083	80	90
I-084	80	90
I-085	80	80
I-086	80	80
I-087	80	90
I-088	80	90
I-089	80	90
I-090	80	90
I-092	80	80
I-093	80	90
I-094	80	90
I-095	80	90
I-096	80	90
I-097	80	80
I-098	80	80
I-099	80	80
I-100	80	90
I-104	80	90
II-06	80	80
II-09	80	90
II-10	80	90
II-11	80	90
II-12	80	80
II-14	80	90
II-21	80	80
II-22	80	80
II-25	80	80
II-26	80	80

Example number	Application rate [g/ha]	Herbicide action against [%]
		POLCO
II-27	80	90
II-28	80	80
II-29	80	80
II-30	80	90
II-31	80	90
II-32	80	90
II-33	80	90
II-34	80	90
II-35	80	90
II-36	80	90
II-37	80	100
III-04	80	80
III-06	80	80
III-07	80	80
III-08	80	80
III-09	80	90
III-12	80	90
III-13	80	80
III-16	80	90
III-17	80	80
IV-02	80	80
IV-04	80	80
IV-06	80	80
IV-07	80	80
V-01	80	90

Table 5.11: Post-emergence herbicidal action against STEME in %

Example number	Application rate [g/ha]	Herbicide action against [%]
		STEME
I-002	80	90
I-004	80	80
I-006	80	80
I-007	80	90
I-008	80	90
I-009	80	90
I-010	80	80
I-011	80	90
I-012	80	80

Example number	Application rate [g/ha]	Herbicide action against [%]
		STEME
I-013	80	80
I-014	80	90
I-015	80	100
I-016	80	100
I-017	80	100
I-019	80	90
I-020	80	80
I-021	80	80
I-025	80	80
I-026	80	80
I-027	80	80
I-028	80	80
I-033	80	80
I-034	80	90
I-035	80	90
I-037	80	90
I-038	80	90
I-039	80	90
I-040	80	90
I-041	80	80
I-042	80	90
I-043	80	80
I-045	80	80
I-046	80	90
I-048	80	90
I-051	80	90
I-052	80	80
I-053	80	90
I-054	80	80
I-055	80	90
I-056	80	90
I-057	80	80
I-058	80	90
I-059	80	90
I-061	80	90
I-062	80	80
I-063	80	90
I-064	80	80
I-065	80	90
I-067	80	90
I-068	80	90
I-069	80	80

Example number	Application rate [g/ha]	Herbicide action against [%]
		STEME
I-070	80	80
I-071	80	90
I-072	80	80
I-073	80	90
I-075	80	90
I-076	80	90
I-077	80	80
I-079	80	80
I-080	80	90
I-081	80	90
I-082	80	90
I-083	80	90
I-084	80	100
I-085	80	80
I-086	80	80
I-087	80	90
I-088	80	90
I-089	80	90
I-090	80	90
I-092	80	90
I-093	80	80
I-094	80	90
I-096	80	90
I-097	80	80
I-098	80	90
I-099	80	80
I-100	80	90
I-104	80	80
II-02	80	90
II-04	80	80
II-06	80	80
II-07	80	90
II-08	80	90
II-10	80	90
II-11	80	90
II-12	80	90
II-18	80	80
II-20	80	80
II-22	80	80
II-26	80	90
II-27	80	90
II-28	80	90

Example number	Application rate [g/ha]	Herbicide action against [%]
		STEME
II-31	80	90
II-32	80	90
II-33	80	80
II-34	80	90
II-35	80	90
II-37	80	90
III-02	80	80
III-04	80	80
III-06	80	90
III-07	80	90
III-08	80	90
III-09	80	90
III-10	80	90
III-12	80	80
III-13	80	90
III-16	80	80
III-17	80	90
IV-04	80	80
IV-06	80	80
IV-07	80	90
V-01	80	90
V-04	80	90

Table 5.12: Post-emergence herbicide action against VIOTR in %

Example number	Application rate [g/ha]	Herbicide action against [%]
		VIOTR
I-012	80	80
I-013	80	80
I-014	80	90
I-015	80	90
I-016	80	80
I-017	80	80
I-019	80	80
I-020	80	100
I-022	80	80
I-023	80	80
I-024	80	80
I-027	80	80

Example number	Application rate [g/ha]	Herbicidal action against [%]
		VIOTR
I-028	80	80
I-029	80	80
I-032	80	80
I-036	80	90
I-037	80	90
I-038	80	80
I-052	80	80
I-055	80	90
I-057	80	80
I-058	80	90
I-060	80	80
I-061	80	80
I-062	80	80
I-063	80	80
I-064	80	80
I-065	80	90
I-067	80	80
I-068	80	90
I-071	80	80
I-072	80	80
I-075	80	90
I-076	80	80
I-077	80	80
I-080	80	80
I-082	80	90
I-083	80	90
I-084	80	90
I-085	80	80
I-087	80	90
I-088	80	90
I-089	80	90
I-090	80	90
I-092	80	80
I-093	80	80
I-094	80	90
I-096	80	90
I-097	80	80
I-098	80	80
I-099	80	80
I-100	80	80
II-07	80	80
II-10	80	90

Example number	Application rate [g/ha]	Herbicide action against [%]
		VIOTR
II-11	80	90
II-14	80	90
II-31	80	90
II-33	80	90
II-34	80	90
II-35	80	90
II-36	80	90
II-37	80	90
II-38	80	80
III-07	80	90
III-08	80	80
III-09	80	90
III-10	80	90
III-12	80	90
III-16	80	90
III-17	80	80
IV-04	80	80
IV-06	80	90
IV-07	80	80
V-01	80	90
V-04	80	80

Table 5.13: Post-emergence herbicide action against VERPE in %

Example number	Application rate [g/ha]	Herbicide action against [%]
		VERPE
I-007	80	90
I-008	80	90
I-009	80	90
I-010	80	90
I-011	80	80
I-012	80	80
I-013	80	80
I-014	80	90
I-015	80	90
I-016	80	90
I-017	80	90
I-018	80	90
I-019	80	90

Example number	Application rate [g/ha]	Herbicidal action against [%]
		VERPE
I-020	80	90
I-021	80	80
I-022	80	80
I-023	80	90
I-024	80	80
I-026	80	80
I-027	80	80
I-028	80	80
I-029	80	90
I-030	80	80
I-031	80	80
I-032	80	80
I-033	80	80
I-034	80	90
I-035	80	80
I-036	80	80
I-037	80	90
I-038	80	90
I-039	80	80
I-040	80	80
I-042	80	80
I-043	80	80
I-046	80	80
I-048	80	80
I-049	80	80
I-051	80	80
I-052	80	80
I-053	80	80
I-054	80	90
I-055	80	80
I-056	80	80
I-057	80	80
I-058	80	80
I-059	80	80
I-061	80	90
I-062	80	90
I-063	80	80
I-064	80	80
I-065	80	80
I-066	80	80
I-067	80	80
I-068	80	80

Example number	Application rate [g/ha]	Herbicidal action against [%]
		VERPE
I-069	80	80
I-070	80	80
I-071	80	80
I-072	80	80
I-073	80	80
I-075	80	90
I-076	80	80
I-077	80	90
I-079	80	90
I-080	80	90
I-081	80	80
I-082	80	90
I-083	80	90
I-084	80	90
I-085	80	90
I-086	80	90
I-087	80	90
I-088	80	90
I-089	80	90
I-090	80	90
I-092	80	90
I-093	80	80
I-094	80	90
I-095	80	80
I-096	80	90
I-097	80	80
I-098	80	80
I-099	80	80
I-100	80	90
I-104	80	80
II-06	80	80
II-07	80	80
II-08	80	80
II-10	80	80
II-11	80	90
II-12	80	80
II-14	80	90
II-18	80	80
II-22	80	80
II-24	80	80
II-26	80	80
II-27	80	90

Example number	Application rate [g/ha]	Herbicide action against [%]
		VERPE
II-28	80	90
II-29	80	80
II-30	80	80
II-31	80	90
II-32	80	80
II-33	80	80
II-34	80	90
II-35	80	90
II-36	80	80
II-37	80	90
II-39	80	80
III-02	80	80
III-07	80	90
III-08	80	90
III-09	80	90
III-10	80	90
III-12	80	90
III-13	80	80
III-16	80	80
III-17	80	90
IV-07	80	80
V-01	80	80
V-04	80	80

Table 5.14: Post-emergence herbicide action against HORMU in %

Example number	Application rate [g/ha]	Herbicide action against [%]
		HORMU
I-006	80	80
I-007	80	90
I-008	80	90
I-009	80	90
I-010	80	90
I-011	80	80
I-012	80	100
I-013	80	90
I-014	80	80
I-015	80	100
I-016	80	90

Example number	Application rate [g/ha]	Herbicide action against [%]
		HORMU
I-017	80	100
I-018	80	90
I-019	80	90
I-020	80	80
I-021	80	90
I-022	80	80
I-023	80	80
I-024	80	80
I-025	80	80
I-026	80	90
I-027	80	80
I-028	80	80
I-029	80	80
I-030	80	90
I-031	80	90
I-032	80	80
I-033	80	80
I-034	80	90
I-035	80	90
I-036	80	80
I-037	80	90
I-038	80	80
I-039	80	80
I-040	80	90
I-041	80	90
I-042	80	90
I-043	80	80
I-044	80	100
I-045	80	90
I-046	80	100
I-048	80	90
I-049	80	90
I-050	80	90
I-051	80	90
I-052	80	100
I-054	80	90
I-055	80	90
I-056	80	80
I-057	80	80
I-058	80	100
I-059	80	90
I-060	80	90

Example number	Application rate [g/ha]	Herbicidal action against [%]
		HORMU
I-061	80	90
I-062	80	100
I-063	80	90
I-064	80	90
I-065	80	90
I-066	80	90
I-067	80	90
I-068	80	90
I-069	80	90
I-070	80	90
I-071	80	90
I-072	80	90
I-073	80	90
I-075	80	100
I-076	80	80
I-077	80	90
I-079	80	100
I-080	80	90
I-081	80	100
I-082	80	100
I-083	80	100
I-084	80	100
I-085	80	100
I-086	80	100
I-087	80	100
I-088	80	90
I-089	80	100
I-090	80	100
I-092	80	100
I-093	80	100
I-094	80	90
I-096	80	100
I-097	80	90
I-098	80	90
I-099	80	80
I-100	80	90
I-104	80	90
II-06	80	80
II-11	80	90
II-14	80	90
II-18	80	90
II-22	80	90

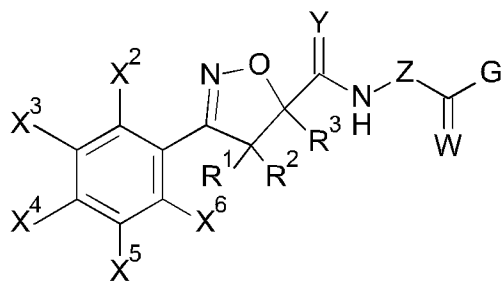
Example number	Application rate [g/ha]	Herbicide action against [%]
		HORMU
II-25	80	100
II-26	80	100
II-27	80	80
II-28	80	80
II-29	80	80
II-31	80	80
II-32	80	90
II-33	80	90
II-34	80	80
II-35	80	80
II-36	80	80
II-37	80	90
II-39	80	80
III-02	80	100
III-03	80	90
III-04	80	100
III-05	80	90
III-06	80	90
III-07	80	80
III-08	80	100
III-09	80	100
III-10	80	100
III-12	80	100
III-13	80	90
III-16	80	90
III-17	80	90
IV-04	80	90
IV-06	80	90
IV-07	80	90
IV-10	80	90
V-01	80	90
V-04	80	90

As shown by the results, compounds according to the invention such as, for example, the compounds No. I-002 and other compounds from the tables (I-004, I-006, I-007, I-008, I-009, I-010, I-011, I-012, I-013, I-014, I-015, I-016, I-017, I-018, I-019, I-020, I-021, I-022, I-023, I-024, I-025, I-026, I-027, I-028, I-029, I-030, I-031, I-032, I-033, I-034, I-035, I-036, I-037, I-038, I-039, I-040, I-041, I-042, I-043, I-044, I-045, I-046, I-047, I-048, I-049, I-050, I-051, I-052, I-053, I-054, I-055, I-056, I-057, I-058, I-059, I-060, I-061, I-062, I-063, I-064, I-065, I-066, I-067, I-068, I-069, I-070, I-071, I-072, I-073, I-074, I-075, I-076, I-077, I-078, I-079, I-080, I-081, I-082, I-083, I-084, I-085, I-086, I-087, I-088, I-089, I-090, I-091, I-092, I-093,

I-094, I-095, I-096, I-097, I-098, I-099, I-100, I-104 II-02, II-04, II-06, II-07, II-08, II-09, II-10, II-11, II-12, II-14, II-15, II-16, II-18, II-22, II-25, II-26, II-27, II-28, II-29, II-30, II-31, II-32, II-33, II-34, II-35, II-36, II-37, II-39, III-02, III-06, III-07, III-08, III-09, III-10, III-12, III-13, III-16, III-17, IV-02, IV-04, IV-06, IV-07, IV-10, V-01, V-04) have, when used for post-emergence treatment, very good activity (80% to 100% herbicidal action) against harmful plants such as *Abutilon theophrasti*, *Alopecurus myosuroides*, *Avena fatua*, *Echinochloa crus-galli*, *Hordeum murinum*, *Lolium rigidum*, *Pharbitis purpurea*, *Polygonum convolvulus*, *Setaria viridis*, *Stellaria media*, *Veronica persica* and *Viola tricolor* at an application rate of 0.08 kg of active substance or less per hectare.

Claims

1. 3-Phenylisoxazoline-5-carboxamides and -5-thioamides of the general formula (I)



(I),

5

or agrochemically acceptable salts thereof, in which

G represents a group of the formula OR^4 or $NR^{11}R^{12}$;

10 R^1 and R^2 independently of one another represent hydrogen, halogen or cyano,
or
represent (C_1-C_4) -alkyl or (C_1-C_4) -alkoxy, each of which is substituted by m
radicals from the group consisting of halogen and cyano;

15 R^3 represents cyano or fluorine,
or
represents (C_1-C_5) -alkyl, (C_3-C_6) -cycloalkyl, (C_2-C_5) -alkenyl, (C_2-C_5) -alkynyl or (C_1-C_5) -
alkoxy, each of which is substituted by m radicals from the group consisting of halogen,
cyano, (C_1-C_5) -alkoxy and hydroxy;

20

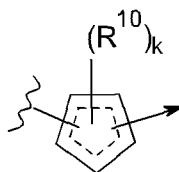
R^4 represents hydrogen,
or
represents (C_1-C_{12}) -alkyl, (C_3-C_7) -cycloalkyl, (C_3-C_7) -cycloalkyl- (C_1-C_8) -alkyl, (C_2-C_8) -
alkenyl, (C_5-C_6) -cycloalkenyl or (C_2-C_8) -alkynyl, each of which is substituted by m
25 radicals from the group consisting of halogen, cyano, (C_1-C_6) -alkoxy, hydroxy and aryl;

Y represents oxygen or sulfur;

W represents oxygen or sulfur;

30

Z represents a monounsaturated cyclopentane ring which is substituted by k radicals from the
group R^{10} ,



Z

where the arrow in each case denotes a bond to the group C=W of the formula (I);

R^{10} represents halogen, cyano or CO_2R^7 ,

5

or

represents (C_1-C_2) -alkyl or (C_1-C_2) -alkoxy, each of which is substituted by m radicals from the group consisting of fluorine and chlorine;

R^{11}, R^{12} independently of one another each represent hydrogen, cyano, OR^7 , $S(O)_n R^5$, $SO_2NR^6R^7$, CO_2R^8 , $CONR^6R^8$, COR^6 , NR^6R^8 , NR^6COR^8 , $NR^6CONR^8R^8$, $NR^6CO_2R^8$, $NR^6SO_2R^8$, $NR^6SO_2NR^6R^8$, $C(R^6)=NOR^8$, optionally substituted aryl, optionally substituted heteroaryl or optionally substituted heterocyclyl,

10

or

represent (C_1-C_{12}) -alkyl, (C_3-C_8) -cycloalkyl, (C_3-C_7) -cycloalkyl- (C_1-C_7) -alkyl, (C_2-C_{12}) -alkenyl, (C_5-C_7) -cycloalkenyl or (C_2-C_{12}) -alkynyl, each of which is substituted by m radicals from the group consisting of halogen, cyano, nitro, OR^7 , $S(O)_n R^5$, $SO_2NR^6R^7$, CO_2R^8 , $CONR^6R^8$, COR^6 , NR^6R^8 , NR^6COR^8 , $NR^6CONR^8R^8$, $NR^6CO_2R^8$, $NR^6SO_2R^8$, $NR^6SO_2NR^6R^8$, $C(R^6)=NOR^8$, optionally substituted aryl, optionally substituted heteroaryl and optionally substituted heterocyclyl,

15

20

or

R^{11} and R^{12} together with the nitrogen atom to which they are attached form a saturated, partially or fully unsaturated five-, six- or seven-membered ring which is optionally mono- to hexasubstituted by radicals from the group consisting of halogen, cyano, nitro, (C_1-C_6) -alkyl, halo- (C_1-C_6) -alkyl, oxo, OR^7 , $S(O)_n R^5$, $SO_2NR^6R^7$, CO_2R^8 , $CONR^6R^8$, COR^6 , NR^6R^8 , NR^6COR^8 , $NR^6CONR^8R^8$, $NR^6CO_2R^8$, $NR^6SO_2R^8$, $NR^6SO_2NR^6R^8$ and $C(R^6)=NOR^8$ and which, in addition to this nitrogen atom, contains r carbon atoms, o oxygen atoms, p sulfur atoms and q elements from the group consisting of NR^7 and $NCOR^7$ as ring atoms;

25

30

X^2, X^4 and X^6 independently of one another each represent hydrogen, halogen or cyano,

or

represent (C₁-C₂)-alkyl, in each case substituted by m radicals from the group consisting of fluorine, chlorine, bromine and (C₁-C₂)-alkoxy;

5 X³ and X⁵ independently of one another each represent hydrogen, fluorine, chlorine, bromine, iodine, hydroxy, cyano, nitro, S(O)_nR⁶ or CO₂R⁷,

or

represent (C₁-C₃)-alkyl, (C₁-C₃)-alkoxy, (C₃-C₄)-cycloalkyl, (C₂-C₃)-alkenyl or (C₂-C₃)-alkynyl, each of which is substituted by m radicals from the group
10 consisting of fluorine, chlorine and bromine;

R⁵ represents (C₁-C₈)-alkyl, (C₃-C₆)-cycloalkyl or aryl, each of which is substituted by m radicals from the group consisting of halogen, cyano and hydroxy;

15 R⁶ represents hydrogen or R⁵;

R⁷ represents hydrogen,

or

represents (C₁-C₆)-alkyl, (C₃-C₆)-cycloalkyl, (C₃-C₄)-alkenyl or (C₃-C₄)-alkynyl, each of
20 which is substituted by m radicals from the group consisting of halogen, cyano and (C₁-C₂)-alkoxy;

R⁸ represents hydrogen,

or

represents (C₁-C₈)-alkyl, (C₃-C₆)-cycloalkyl, (C₃-C₈)-alkenyl or (C₃-C₈)-alkynyl, each of
25 which is substituted by m radicals from the group consisting of halogen, cyano and (C₁-C₂)-alkoxy;

k represents the running number 0, 1 or 2; where for k > 1 R¹⁰ independently of the others
30 may be identical or different;

m represents the running number 0, 1, 2, 3, 4 or 5;

n represents the running number 0, 1 or 2;

35

o represents the running number 0, 1 or 2;

p represents the running number 0 or 1;

q represents the running number 0 or 1; and

r represents the running number 3, 4, 5 or 6.

5

2. Compounds of the general formula (I) according to Claim 1, where R¹ and R² independently of one another each represent hydrogen, fluorine, chlorine or cyano, or represent (C₁-C₃)-alkyl or (C₁-C₃)-alkoxy which are in each case substituted by m radicals from the group consisting of fluorine, chlorine, bromine and cyano.

10

3. Compounds of the general formula (I) according to Claim 1 or 2, where R³ represents (C₁-C₄)-alkyl, (C₃-C₅)-cycloalkyl, (C₂-C₄)-alkenyl, (C₂-C₄)-alkynyl or (C₁-C₄)-alkoxy, each of which is substituted by m radicals from the group consisting of fluorine, chlorine, bromine, cyano, (C₁-C₄)-alkoxy and hydroxy.

15

4. Compounds of the general formula (I) according to any of Claims 1 to 3, where R⁴ represents hydrogen, or represents (C₁-C₆)-alkyl, (C₃-C₆)-cycloalkyl, (C₃-C₆)-cycloalkyl-(C₁-C₆)-alkyl, (C₂-C₆)-alkenyl, (C₅-C₆)-cycloalkenyl or (C₂-C₆)-alkynyl, each of which is substituted by m radicals from the group consisting of fluorine, chlorine, bromine, cyano, (C₁-C₄)-alkoxy, hydroxy and aryl.

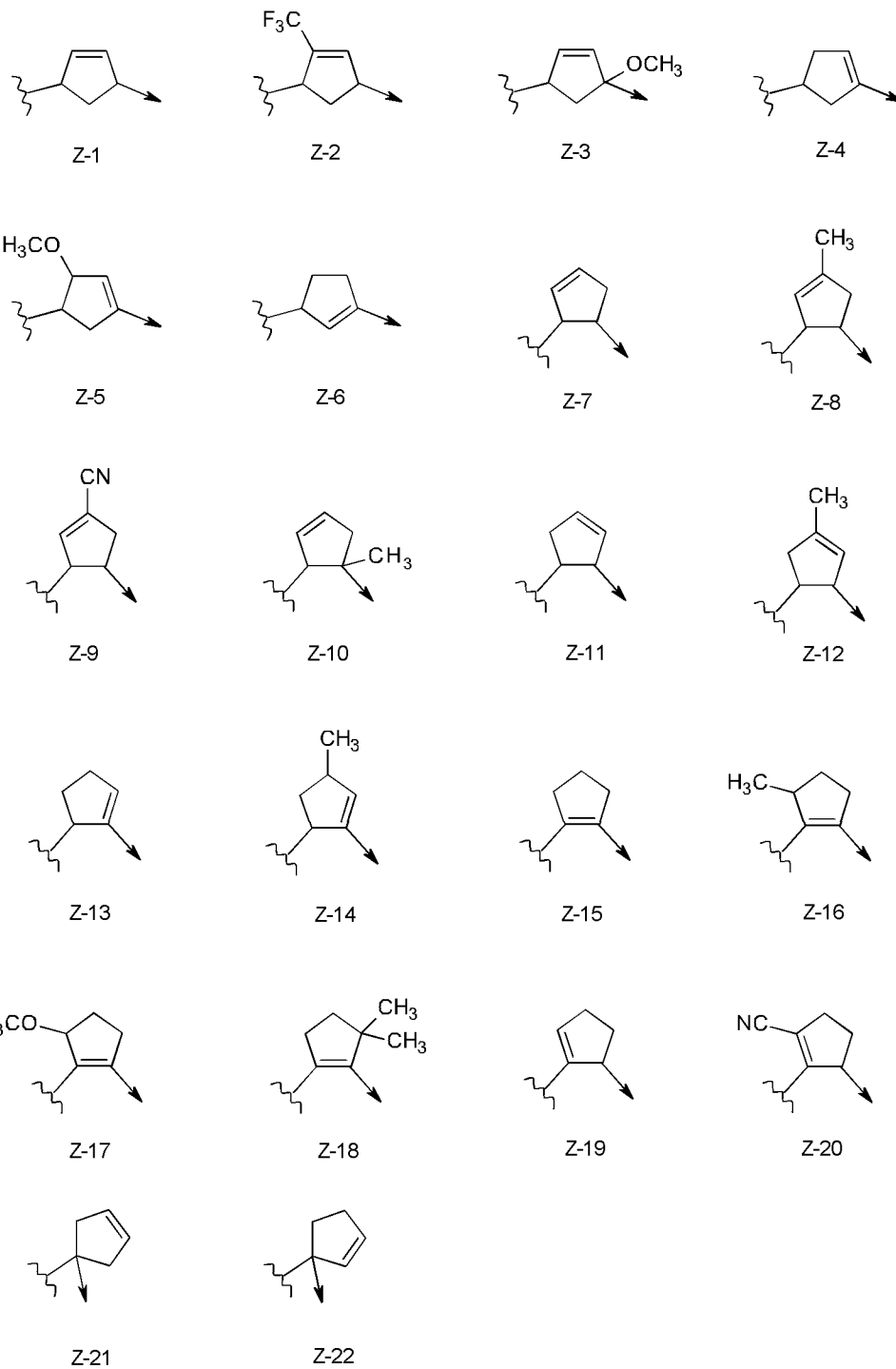
20

5. Compounds of the general formula (I) according to any of Claims 1 to 4, where Y represents oxygen.

25

6. Compounds of the general formula (I) according to any of Claims 1 to 5, where W represents oxygen.

7. Compounds of the general formula (I) according to any of Claims 1 to 6, where Z represents a group Z-1 to Z-22, where Z-1 to Z-22 have the following meaning:



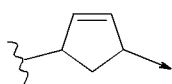
where the arrow in each case denotes a bond to the group $C=W$ of the formula (I).

- 5 8. Compounds of the general formula (I) according to any of Claims 1 to 7, where R^{10} represents fluorine, chlorine, cyano, CO_2H , CO_2CH_3 or $CO_2CH_2CH_3$, or represents (C_1-C_2) -alkyl or (C_1-C_2) -

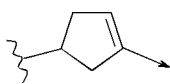
alkoxy, each of which is substituted by m radicals from the group consisting of fluorine and chlorine.

9. Compounds of the general formula (I) according to any of Claims 1 to 8, where R¹¹ represents
5 hydrogen, or represents (C₁-C₃)-alkyl or (C₃-C₆)-cycloalkyl, each of which is substituted by m radicals from the group consisting of fluorine and chlorine.
10. Compounds of the general formula (I) according to any of Claims 1 to 9, where R¹²
10 represents hydrogen, cyano or hydroxy, or represents OR⁷, S(O)_nR⁵, NR⁶R⁸, NR⁶CO₂R⁸, (C₁-C₆)-alkyl, (C₃-C₆)-cycloalkyl, (C₂-C₃)-alkenyl or (C₂-C₃)-alkynyl, each of which is substituted by m radicals from the group consisting of fluorine, chlorine, bromine, cyano and hydroxy.
11. Compounds of the general formula (I) according to any of Claims 1 to 10, where R¹¹ and R¹²
15 together with the nitrogen atom to which they are attached form a saturated, partially or fully unsaturated five-, six- or seven-membered ring which is optionally mono- to hexasubstituted by radicals from the group consisting of halogen, cyano, nitro, (C₁-C₆)-alkyl, halo-(C₁-C₆)-alkyl, oxo, OR⁷, CO₂R⁸ and NR⁶SO₂R⁸ and which, in addition to this nitrogen atom, contains r carbon atoms, o oxygen atoms, p sulfur atoms and q elements from the group consisting of NR⁷ and NCOR⁷ as ring atoms.
20
12. Compounds of the general formula (I) according to any of Claims 1 to 11, where X², X⁴ and X⁶
25 independently of one another each represent hydrogen, fluorine, chlorine, bromine or cyano, or represent methyl or methoxy, each of which is substituted by m radicals from the group consisting of fluorine and chlorine.
13. Compounds of the general formula (I) according to any of Claims 1 to 12,
30 where X³ and X⁵ independently of one another represent hydrogen, fluorine, chlorine, bromine, hydroxy or cyano, or represent (C₁-C₃)-alkyl, (C₁-C₃)-alkoxy, (C₃-C₄)-cycloalkyl, (C₂-C₃)-alkenyl or (C₂-C₃)-alkynyl, each of which is substituted by m radicals from the group consisting of fluorine, chlorine and bromine.
14. Compounds of the general formula (I) according to any of Claims 1 to 13, where R⁵
35 represents (C₁-C₆)-alkyl or (C₃-C₆)-cycloalkyl, each of which is substituted by m radicals from the group consisting of fluorine and chlorine.

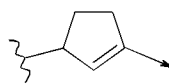
15. Compounds of the general formula (I) according to any of Claims 1 to 14, where R^7 represents hydrogen, or represents (C₁-C₆)-alkyl or (C₃-C₆)-cycloalkyl, each of which is substituted by m radicals from the group consisting of fluorine, chlorine and (C₁-C₂)-alkoxy.
- 5 16. Compounds of the general formula (I) according to any of Claims 1 to 15, where R^8 represents hydrogen, or represents (C₁-C₆)-alkyl or (C₃-C₆)-cycloalkyl, each of which is substituted by m radicals from the group consisting of fluorine, chlorine and (C₁-C₂)-alkoxy.
- 10 17. Compounds of the general formula (I) according to any of Claims 1 to 16, where the running number m is 0, 1, 2 or 3.
18. Compounds of the general formula (I) according to Claim 1, in which
- G represents a group of the formula OR⁴;
- 15 R¹ and R² each represent hydrogen;
- R³ represents (C₁-C₃)-alkyl, (C₃-C₄)-cycloalkyl, (C₂-C₃)-alkenyl or (C₁-C₃)-alkoxy, each of which is substituted by m radicals from the group consisting of fluorine, chlorine and (C₁-C₂)-alkoxy;
- 20 R⁴ represents hydrogen, or represents (C₁-C₆)-alkyl, (C₃-C₆)-cycloalkyl, (C₃-C₆)-cycloalkyl-(C₁-C₆)-alkyl, (C₂-C₆)-alkenyl, (C₅-C₆)-cycloalkenyl or (C₂-C₆)-alkynyl, each of which is substituted by m radicals from the group consisting of fluorine, chlorine, bromine, cyano, (C₁-C₄)-alkoxy, hydroxy and aryl;
- 25 Y represents oxygen;
- W represents oxygen;
- 30 Z represents a group Z-1, Z-4 or Z-6:



Z-1



Z-4



Z-6

where the arrow in each case denotes a bond to the group C=W of the formula (I);

X^2 , X^4 and X^6 independently of one another each represent hydrogen or fluorine;

X^3 and X^5 independently of one another each represent hydrogen, fluorine, chlorine, CF_3 , CHF_2 or methyl; and

5

m represents the running number 0, 1, 2 or 3.

19. Compounds of the general formula (I) according to Claim 1, in which

10 G represents a group of the formula $NR^{11}R^{12}$;

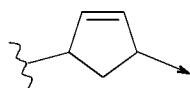
R^1 and R^2 each represent hydrogen;

15 R^3 represents (C_1-C_3) -alkyl, (C_3-C_4) -cycloalkyl, (C_2-C_3) -alkenyl or (C_1-C_3) -alkoxy, each of which is substituted by m radicals from the group consisting of fluorine, chlorine and (C_1-C_2) -alkoxy;

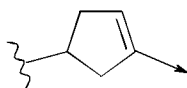
Y represents oxygen;

20 W represents oxygen;

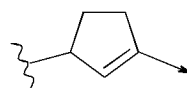
Z represents a group Z-1, Z-4 or Z-6:



Z-1



Z-4



Z-6

where the arrow in each case denotes a bond to the group $C=W$ of the formula (I);

25

X^2 , X^4 and X^6 independently of one another each represent hydrogen or fluorine;

X^3 and X^5 independently of one another each represent hydrogen, fluorine, chlorine, CF_3 , CHF_2 or methyl;

30

R^5 represents (C_1-C_6) -alkyl or (C_3-C_6) -cycloalkyl, each of which is substituted by m radicals from the group consisting of fluorine and chlorine;

R^6 represents hydrogen or R^5 ;

35

- 7
 5
 10
 15
 20
 25
 30
 35
- R⁷ represents hydrogen, or represents (C₁-C₆)-alkyl or (C₃-C₆)-cycloalkyl, each of which is substituted by m radicals from the group consisting of fluorine, chlorine and (C₁-C₂)-alkoxy;
- R⁸ represents hydrogen, or represents (C₁-C₆)-alkyl or (C₃-C₆)-cycloalkyl, each of which is substituted by m radicals from the group consisting of fluorine, chlorine and (C₁-C₂)-alkoxy;
- R¹¹ represents hydrogen, or represents (C₁-C₃)-alkyl or (C₃-C₆)-cycloalkyl, each of which is substituted by m radicals from the group consisting of fluorine and chlorine;
- R¹² represents hydrogen, cyano, OR⁷, S(O)_nR⁵, SO₂NR⁶R⁷, COR⁶, NR⁶R⁸, NR⁶COR⁸ or NR⁶SO₂R⁸, or represents (C₁-C₆)-alkyl, (C₃-C₆)-cycloalkyl, (C₂-C₃)-alkenyl or (C₂-C₃)-alkynyl, each of which is substituted by m radicals from the group consisting of fluorine, chlorine, bromine, cyano, OR⁷, S(O)_nR⁵, NR⁶R⁸ and NR⁶CO₂R⁸;
- or
- R¹¹ and R¹² together with the nitrogen atom to which they are attached form a saturated, partially or fully unsaturated five-, six- or seven-membered ring which is optionally mono- to hexasubstituted by radicals from the group consisting of halogen, (C₁-C₆)-alkyl, halo-(C₁-C₆)-alkyl and oxo and which, in addition to this nitrogen atom, contains r carbon atoms, o oxygen atoms, p sulfur atoms and q elements from the group consisting of NR⁷ and NCOR⁷ as ring atoms;
- m represents the running number 0, 1, 2 or 3;
- n represents the running number 0, 1 or 2;
- o represents the running number 0, 1 or 2;
- p represents the running number 0 or 1;
- q represents the running number 0 or 1; and
- r represents the running number 3, 4 or 5.

20. Herbicidal composition or plant growth-regulating composition, characterized in that it comprises one or more compounds of the general formula (I) or salts thereof according to any of Claims 1 to 19.
- 5 21. Herbicidal composition according to Claim 20, further comprising a formulation auxiliary.
22. Herbicidal composition according to Claim 20 or 21, comprising at least one further active compound from the group of insecticides, acaricides, herbicides, fungicides, safeners and/or growth regulators.
- 10 23. Herbicidal composition according to Claim 20 or 21, comprising a safener.
24. Herbicidal composition according to Claim 23, in which the safener is selected from the group consisting of mefenpyr-diethyl, cyprosulfamide, isoxadifen-ethyl, cloquintocet-mexyl, 15 benoxacor and dichlormid.
25. Method of controlling unwanted plants, characterized in that an effective amount of at least one compound of the formula (I) according to any of Claims 1 to 19 or of a herbicidal composition according to any of Claims 20 to 24 is applied to the plants or to the site of the unwanted 20 vegetation.
26. Use of compounds of the formula (I) according to any of Claims 1 to 19 or of herbicidal compositions according to any of Claims 20 to 24 for controlling unwanted plants.
- 25 27. Use according to Claim 26, characterized in that the compounds of the formula (I) are used for controlling unwanted plants in crops of useful plants.
28. Use according to Claim 27, characterized in that the useful plants are transgenic useful plants.

30