

(19) World Intellectual Property Organization  
International Bureau



(43) International Publication Date  
12 April 2001 (12.04.2001)

PCT

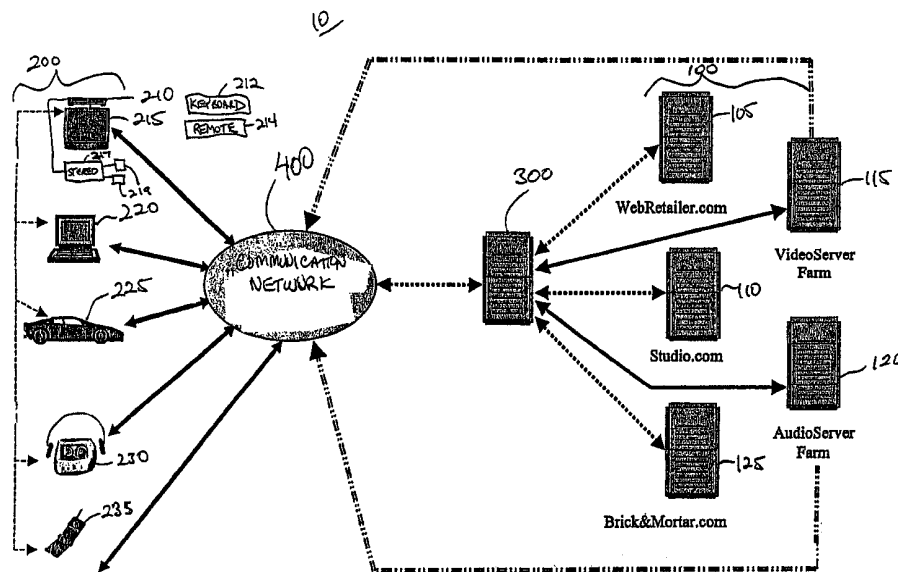
(10) International Publication Number  
WO 01/25948 A1

- (51) International Patent Classification<sup>7</sup>: G06F 15/16, 15/173
- (21) International Application Number: PCT/US00/27564
- (22) International Filing Date: 5 October 2000 (05.10.2000)
- (25) Filing Language: English
- (26) Publication Language: English
- (30) Priority Data:
 

60/157,736	5 October 1999 (05.10.1999)	US
60/176,829	19 January 2000 (19.01.2000)	US
60/176,830	19 January 2000 (19.01.2000)	US
60/176,833	19 January 2000 (19.01.2000)	US
60/177,063	19 January 2000 (19.01.2000)	US
60/177,783	24 January 2000 (24.01.2000)	US
60/177,884	24 January 2000 (24.01.2000)	US
60/177,867	24 January 2000 (24.01.2000)	US
- (72) Inventors: LIPSCOMB, Kenneth, O.; 3449 Sheridan Chase, Marietta, GA 30067 (US). PETRITIS, John, B.; Apartment 617, 3405 Sweetwater Road, Lawrenceville, GA 30044 (US). ROBISON, Richard, D.; 2385 Tanglewood Road, Decatur, GA 30033-2006 (US). MORRISON, Kelly, P.; 4109 Paces Station Close, Atlanta, GA 30339-0037 (US). HIRSCH, Michael, D.; 2299 Tristan Circle, Atlanta, GA 30345 (US). MUNTZ, Eric, Neal; 3449 Sheridan Chase, Marietta, GA 30067 (US). WHITEHEAD, John, Paul; 896 Los Angeles Avenue, Atlanta, GA 30306 (US).
- (74) Agents: FLOAM, D., Andrew et al.; Needle & Rosenberg, P.C., The Candler Building, Suite 1200, 127 Peachtree Street, N.E., Atlanta, GA 30303-1811 (US).
- (81) Designated States (national): AE, AG, AL, AM, AT, AU, AZ, BA, BB, BG, BR, BY, BZ, CA, CH, CN, CR, CU, CZ, DE, DK, DM, DZ, EE, ES, FI, GB, GD, GE, GH, GM, HR, HU, ID, IL, IN, IS, JP, KE, KG, KP, KR, KZ, LC, LK, LR, LS, LT, LU, LV, MA, MD, MG, MK, MN, MW, MX, MZ, NO, NZ, PL, PT, RO, RU, SD, SE, SG, SI, SK, SL, TJ, TM, TR, TT, TZ, UA, UG, UZ, VN, YU, ZA, ZW.
- (71) Applicant: ZAPMEDIA.COM, INC. [US/US]; Suite 250, 1355 Peachtree Street, N.E., Atlanta, GA 30309 (US).

[Continued on next page]

(54) Title: SYSTEM AND METHOD FOR DISTRIBUTING MEDIA ASSETS TO USER DEVICES AND MANAGING USER RIGHTS OF THE MEDIA ASSETS



(57) Abstract: A system and method for distributing digital media assets to a plurality of users. A portal (300) is provided comprising at least one server computer. The portal executes a media library database server application that manages access to a master library of media assets (100) that can be accessed by users via one or more communication networks (400). A plurality of media player (200) devices communicate with the portal (300) to access media assets for use. Each media player (200) device may comprise a processor that executes a database client application that manages media assets licensed for use by a user.



WO 01/25948 A1



**(84) Designated States (regional):** ARIPO patent (GH, GM, KE, LS, MW, MZ, SD, SL, SZ, TZ, UG, ZW), Eurasian patent (AM, AZ, BY, KG, KZ, MD, RU, TJ, TM), European patent (AT, BE, CH, CY, DE, DK, ES, FI, FR, GB, GR, IE, IT, LU, MC, NL, PT, SE), OAPI patent (BF, BJ, CF, CG, CI, CM, GA, GN, GW, ML, MR, NE, SN, TD, TG).

**Published:**

— *With international search report.*

*For two-letter codes and other abbreviations, refer to the "Guidance Notes on Codes and Abbreviations" appearing at the beginning of each regular issue of the PCT Gazette.*

## **SYSTEM AND METHOD FOR DISTRIBUTING MEDIA ASSETS TO USER DEVICES AND MANAGING USER RIGHTS OF THE MEDIA ASSETS**

This application claims priority to U.S. Provisional Patent Application Nos.  
5 60/157,736 filed October 5, 1999; 60/176,833 filed January 19, 2000; 60/177,063 filed  
January 19, 2000; 60/177,783 filed January 24, 2000; 60/177,884 filed January 24,  
2000; 60/176,830 filed January 19, 2000; 60/176,829 filed January 19, 2000; and  
60/177,867 filed January 24, 2000. The entirety of each of these provisional  
applications is incorporated herein by reference.

10

### **BACKGROUND OF THE INVENTION**

The distribution of music, video, software and other media assets has been  
dramatically transformed by the digital age and the Internet. For example, distribution  
of music is evolving from a physical copy sold by retail stores, catalog companies or  
15 on-line vendors, to digital copies transmitted over the Internet. In this connected and  
digital world, a system and method are needed whereby users can use media assets  
from multiple devices without the need to carry the asset on a memory device. It is  
desirable to provide a system and method that allows for the portability of media assets  
across different devices that are capable of connecting to a source of the media assets  
20 directly or indirectly over one or more communications networks.

### **SUMMARY OF THE INVENTION**

Briefly, the present invention is directed to a system and method for distributing  
digital media assets to a plurality of users. A portal is provided comprising at least one  
25 server computer. The portal executes a media library database server application that  
manages access to a master library of media assets that can be accessed by users via  
one or more communication networks. Each of a plurality of media player devices  
communicates with the portal to access media assets for use. Each media player device  
assists in managing media assets licensed for use by a user.

The present invention is more fully described in the following description taken in conjunction with the accompanying drawings.

### **BRIEF DESCRIPTION OF THE DRAWINGS**

5           FIG. 1 is an overall block diagram of the system according to the present invention.

            FIG. 2 is a block diagram depicting the flow of media asset data according to the present invention.

            FIG. 3 is a block diagram depicting the interaction of various software  
10   components in the system.

            FIG. 4 is an example of a main screen or home page for the portal.

            FIG. 5 is a view of a front panel of a media player device.

            FIG. 6 is a view of a back panel of a media player device.

            FIG. 7 is a block diagram of a media player device.

15           FIG. 8 is an example of a user interface screen for the media player software application.

            FIG. 9 is a flow chart that illustrates a synchronization process of media assets between a media player device and the portal.

            FIG. 10 is an example of a world wide web page showing how rights to a media  
20   asset may be purchased over the Internet according to the present invention.

            FIG. 11 is a flow chart illustrating a security lock-out feature of a media player according to an aspect of the present invention.

### **DETAILED DESCRIPTION OF THE INVENTION**

#### 25   THE MEDIA DISTRIBUTION SYSTEM

            Referring to FIGs. 1 and 2, the present invention is directed to a system 10 for distributing digital media assets from a variety of media sources 100 to a variety of media player devices 200 through a portal 300. Examples of media sources 100 are a  
30   webretailer 105, a music or video production or distribution studio 110, a video server

115 containing a library of video assets such as movies and other video productions from one or more production companies, an audio server 120 containing a library of audio assets such as music and other audio productions from one or more record companies and a web site 125 for an online and/or brick&mortar media asset company.

5 In addition, artists not affiliated with a mainstream production company may make their video and/or audio assets available from a host server or their own servers. The portal 300 connects to the media asset sources 100 by any suitable means, such as the Internet, dedicated telecommunication lines, wireless networks, dedicated wide area networks, or any combination thereof. The terminology “electronically transmitting” a  
10 digital media asset is meant to include wired and/or fiber communication, wireless communication, and any long-distance or short range communications (IEEE 802.11, HomeRF, BlueTooth™) or combinations thereof. In addition to downloading or streaming media assets stored locally to the portal 300, the portal 300 connects to media asset sources 100 and downloads and/or streams media assets from those sources  
15 to media player devices 200.

A media player device 200 is a device that enables a user to play a digital media asset. The media player device 200 may be a home consumer device 210 that connects to a television or other monitor 215 as well as a home stereo 217 (amplifier/tuner, etc.) which in turn is connected to speakers 219, a personal computer (PC) 220 (laptop or  
20 desktop), a vehicle-based electronic device 225, a portable media player device 230, or a wireless electronic device 235. The media player is also referred to as a client media player insofar as it acts as a client to the portal 300 in some circumstances. An example of still another type of media player is a cable set-top box.

Briefly, a media player device 200 comprises a processor that executes a media  
25 playback software application program (or alternatively hardware) to enable a user to play or use a digital media asset, such as music, video, games, etc. In addition, the media player device 200 may have a display (LCD or other type), speakers, microphone, etc. The media playback software application program may be a platform generic software program that is useful on a diverse variety of media player devices.

The media player device 200 of the home consumer device 210 variety may resemble a consumer electronics DVD player, that also connects to the Internet via broadband and/or modem. A broadband connection affords the ability of the media player device 200 to download audio and video media assets at desirable rates. The user interface with the home consumer device 210 is by way of a wired or (infrared or RF) wireless keyboard 212 and/or a handheld (infrared or RF) wireless remote 214. The details of one example of a media player device 200 are described hereinafter in conjunction with FIGs. 5-7.

A user may have multiple media player devices 200 and therefore desire access to media assets that he/she has purchased the rights to, on each media player, if that user has purchased rights of sufficient scope to permit access on multiple media players. Those assets to which a user has purchased digital access rights on one or more media players are hereinafter referred to as a user's licensed assets. Moreover, multiple users within a "family" may have different levels of access to certain classes of media assets on one or more media players 200 in that user family. Each user within the user family would have his/her own identifier and password. For example, an adult user might have access to certain "R" rated videos, while a child user might have access to only "G" rated videos. Some media assets may be licensed royalty free to a user such that there is no need to track how a user uses that particular media asset.

The portal 300 is a computer server or group of servers that functions to allow for the storage, stream and download of media assets to a media player 200. In addition, as described above the portal 300 provides connections to other source sites, such as sources of streaming Internet radio providers. The portal 300 allows for synchronization and replication of a user's licensed assets with each of the user's media player devices 200. This functionality is hereinafter referred to as the virtual media asset library. The portal 300 also serves as a central repository within which media assets are "tagged" with identity and access privileges of those users (and users within a user family) that have licensed rights in the media assets. The portal 300 may be accessible directly from a media player device and through one or more web sites and

may provide a customizable interface or view to each user, if desired. The virtual media asset library technology may include rights management, watermarking, encryption and containment functions performed by the portal 300.

The digital media assets distributed by the system 10 may be audio such as music, video such as movies, television programs or other video productions, interactive software games, or any media that is digitized and suitable for electronic distribution. The digital media asset may be protected, where applicable or necessary, from piracy by the use of various methods, including digital rights asset management (DRM), encryption and watermarking. The digital media assets may be in any known or hereinafter developed formats, such as, for example, MP3, EPAC, WAV, REAL, MPEG, QuickTime and other formats.

#### THE PORTAL

The portal 300 communicates with media player devices 200 via communication network 400 that may consist of the Internet and/or a combination of wireless communication networks, such as cellular networks, PCS networks, etc. While a single portal 300 is shown in FIG. 1, it should be understood that there may be multiple portals, each dedicated to serve subsets of media player devices in a distributed fashion so as to minimize load on individual servers.

With reference to FIG. 3, a basic architecture for the portal 300 is described. The components of the portal 300 are a hardware platform 310, such as one or more computer servers, an operating system 320 that is executed by the hardware platform 310, a master media library database (server) application 330 and a broadband interface 340. An example of a web site home page through which a user interacts with the portal 300 is shown in FIG. 4. In this exemplary screen, there are several areas for advertisements, one or more of which are "hot" and thus provide a link to an advertiser site. In addition, there are channels on the bottom portion of the screen associated with various media sources.

In accordance with one aspect of the invention, the master media library database application 330 synchronizes the licensed digital media assets for a user with the client database application in each media player of the user so that a user can access any licensed media asset from any of the user's media players for which that user has  
5 licensed rights. Alternatively, for media players that do not have a database client application, the master database application 330 maintains the user's database of assets "on-line" and a user obtains access to it by connecting to the portal 300. This process is explained further hereinafter.

There are numerous other functions performed by the portal 300 and these are  
10 described below.

#### **Update User and Billing Information**

To begin with, the portal manages user information, such as name, address and phone information, billing and price plans and billing views desired by a user. There  
15 may be a monthly subscription charge and additional charges for the media assets a user desires to use.

#### **Subscription Management Preferences**

This portal allows the user to create their own custom portal view which  
20 previews and presents content that might fit the user's infotainment profile. Examples of these preferences are types of movies, producer, director, cinematographer, choreographer, actor/actress, music type, musician or artist, etc.

#### **Content Management**

Some or all of the user's licensed assets are catalogued and stored by the master media library database in the portal 300. (It should be understood that the media player device itself has storage capability to locally store assets.) There are numerous features  
25 associated with this aspect of the system.

The portal 300 may be used to add, edit, or delete a user in an account. It may  
30 be used to create, edit, or delete a playlist of assets, as well as add or delete particular



audio or video assets. The portal may be used to edit the metadata associated with an asset (e.g., edit the title, artist genre classification of a song or the title, actor's name or director of a movie).

## 5           **Asset Acquisition**

There are a variety of functions and capabilities provided by the system associated with the process of acquiring assets, such as those listed below.

- 10           i.       Stream Asset
- ii.       Download Asset
- iii.       Find/Search Master Database
- iv.       Get Usage History
- v.       Set Access Privileges - time, date, type, rating, number, etc.
- vi.       Check account status - active, limited, etc.
- vii.       Log activity - detailed request database
- 15           viii.       Log Errors per user
- ix.       Log Errors per title

## **Royalty Management**

20           Artists and media asset sources/distributors can interface to the portal to review usage activity of their respective media assets, including information such as, total downloads, downloads by type, downloads by region, and downloads by country. Royalties are calculated automatically and the billing system is queued for automatic payment, with specific approval being an option.

## 25           **Interactive Services**

1.       Email
  - i.       Send & Receive Email
  - ii.       Third-Party hosting
  - 30       iii.       Standard POP3 Compliant
2.       Chat
  - i.       Provide Chat rooms for various topic discussions
  - ii.       Provide Chat Café with background music
  - 35       iii.       Allow for password protection

3. Web Browsing
  - i. Hot-link to other sites from portal
  - ii. Track URL paths for insertion into database - (i.e. -link a song)
  - iii. Browser may be tailored for TV and control by wireless keyboard and/or mouse
4. News Groups
  - i. Allow for the creation of vertical news groups
  - ii. Allow for interactive input
5. Games
  - i. Provide for on-line gaming
  - ii. Third-party pass-through

#### Data Warehouse Interface/Reporting

The portal may interface to third party databases for access to media assets. In this case, the portal replicates aspects of the remote databases. These media assets are locally cached by the portal for most commonly requested assets. In addition, the portal generates essential usage reports.

#### Advertisement Server

The portal includes advertisement server software functionality to allow for third-party advertisement submission, deletion and maintenance. The portal automatically inserts an ad into download stream, and selects an advertisement based on user profile information when allowable. Advertisement usage and user profile information is continuously tracked. The portal generates detailed usage reports for the operator of the system as well as for the advertiser. The advertisements may include URL "hotlinks" within an advertisement window, as is well known in the art. In addition, the portal allows for personalized/customized advertisement generation.

#### Personalization Engine

The portal further includes personalization software that provides personalized views for users. This further allows for insertion of targeted advertising based on

profiles. An example of a type of profile that is created and tracked is a user's "psychographic" profile. Suggestions are generated for users based on viewing and listening profile information.

5           **Activity Analysis**

The portal monitors activity and usage of the system to suggest patterns for load management.

THE MEDIA PLAYER DEVICE

10           Referring again to FIG. 3, one form of the media player device 200 comprises a hardware platform 250, an operating system 260, a database client application 270 and a media player engine software application 280. The media player engine 280 is, for example, based on a software platform that is useful across multiple and diverse types of hardware platforms of media player device, such as Java®, or is written as a  
15 platform specific application. The media player engine 280 may include interfaces to third party software for certain functions and features. The media library database server application 330 and the database client application 270 are, for example, database software products licensed by Oracle Corp. Briefly, the media player engine 280 comprises software, such as Java® and C++ code for playing back audio and video  
20 assets on an operating system platform 260. The operating system 260 may be Windows®, Macintosh®, Linux™ or other operating platforms, which may include Internet browser capability or interfaces to a resident Internet browser application. Some or all of the media player engine 280 may be based on a platform portability software, such as Java®.

25           Another form of a media player device is also shown in FIG. 3, wherein the media player device does not include a client database application 270. Instead, the master media library database 330 of the portal maintains an "on-line" database of assets to which the user of that media player device is entitled to use. The user is informed of those assets in this on-line database when the media player device connects  
30 to the portal. The functionality of the media player device without the client database

application 270 is otherwise similar to a device with it, except that the device without it must connect to the portal to inform the user of his/her database contents. The media player device of this type may have some local memory in which a playlist of media assets can be stored. The locally stored playlist would contain a subset of the user's  
5 complete on-line database.

Referring now to FIGs. 5-7, an example of a hardware platform 250 for a media player device 200 of the home consumer variety 210 will be described in further detail. Many of the hardware components shown in FIGs.5-7 would also be present in other types of media player devices (such as those shown in FIG. 1) depending on cost and  
10 feature requirements. In some cases, additional components such as an amplifier, speaker and display would be included as part of the media player hardware platform. Generally, the media player device 210 is a stand-alone multimedia server. It is intended to be roughly the size of a CD/DVD Player and provide for both audio and video output, though its size may vary with specific applications. The audio output  
15 may require an amplifier to drive speakers, or an amplifier may be included within the device. Video is directed to a television or monitor. The media player device receives its media assets via broadband demand download or stream, traditional phone line download or stream from the portal and/or other media partners. The media player device is also able to download content and information from other Internet web sites  
20 through its embedded browser interface. Moreover, the media player device can playback locally stored media assets such as CDs, DVDs, or other physical media as well as media assets stored on a local hard drive storage device.

The particular hardware platform 250 for a media player device 200 shown in FIGs. 5-7 is intended to complement the existing stereo and audio-visual components  
25 within the home environment. The video interface of the media player device may support NTSC and PAL analog video signal standards, as well as HDTV or other digital TV standards. In addition, the media player device can support various audio signal formats, such as Dolby® and DTS theater sound formats.

The hardware platform 250 comprises several major components and assemblies.

A Front Panel Assembly 2210 comprises a display circuit assembly 2260 that drives a display 2262 and generates control signals from user input buttons 2264 and  
5 from an infrared receiver 2264; a front I/O circuit assembly 2220 and a power switch circuit assembly 2230. The display is, for example, a vacuum fluorescent display.

A Power Supply Assembly 2300 connects to a standard household power outlet and generates all of the necessary voltages and grounds for the components of the media player device.

10 A removable memory media drive device, such as DVD-ROM drive assembly 2400, or other suitable removable memory media drive device heretofore known or hereinafter developed is provided. The “DVD” format is an example of a suitable drive assembly. Others removable memory media drive devices are CD-read, CD-read/write, DVD audio, DVD read/write, etc.

15 In addition, a hard disk drive 2500 is provided for storing media content and other information.

As shown in FIG. 5, the front panel comprises the display 2262, user interface buttons 2264, a power on/off switch 2268, and the tray or slot for the removable memory media drive 2400. In addition, a swing-open door reveals (not shown) USB  
20 type ‘A’ stacked ports, IEEE-1394 port, PC-Card ports, Smart Card port, and ¼” headphone audio jack with headphone volume adjustment knob.

The rear panel is show in FIG. 6. The rear panel exposes the I/O connections 2110, including, USB, LAN, PHONE LINE IN, SERIAL, VGA OUT, Composite Video IN, S-Video IN, Audio OUT Left, Audio OUT Right, Composite Video OUT, S-  
25 Video OUT, Digital Audio, AC ~120V.

As shown in FIG. 7, a motherboard assembly 2100 comprises the CPU 2120, memory 2130, special purpose chip sets 2140, and I/O connectors 2110. All processing excluding a processor on the display circuit assembly 2260 is controlled by the motherboard. Examples of the special purpose chip sets 2140 are Integrated Video

Chipset with NTSC/PAL, S-Video, and SVGA out, Macrovision CSS for NTSC/PAL and S-Video Out, Integrated Stereo Audio Chipset with Stereo Line out, Integrated DVD/MPEG Video decoder hardware, Integrated DVD/MPEG Audio decoder hardware, 10Base-T Ethernet, 56Kb V.90 modem, USB hardware to support 2 Type  
5 'A' ports on rear, USB hardware to support 2 Type 'A' ports on front, IEEE-1394 hardware to support one front port, hardware to support 1 internal serial port (header), hardware to support 2 IDE drive ports (2 headers, 4 devices total).

The display circuit assembly 2260 includes firmware to perform functions such as, de-bouncing momentary switches, reporting user-input switch contact and release to  
10 motherboard via COM port, reporting removable memory media device 'EJECT' switch signal to motherboard via COM port, routing remote control and/or wireless keyboard commands to the motherboard, and managing the display.

The front panel circuit assembly 2220 manages interactions with the headphone jack, headphone volume attenuator control, dual type 'A' USB ports, and an IEEE-  
15 1394 connector. The remote control 214 (FIG. 1) has several buttons and examples of some of their associated functions are listed in the table below.

Remote Control	Function
↑	Up a list
↓	Down a list
←	Move around widgets
→	Move around widgets
	Play
	Stop
	Pause
	Previous Track
	Next Track
-	Volume Down
+	Volume Up
MUTE	Mute
EXIT	EXIT
GUIDE	GoTo
SELECT	Enter key
MENU	Menu
INFO	Option List
^	Page Up
∨	Page Down

The media player software engine provides the media playback functionality for the media player device. An example of the user interface provided by the media player software engine is shown in FIG. 8. There are icons associated with audio, video and web resources as well as one or more areas dedicated to advertisements and links. In addition, at the bottom of FIG. 8 are shown icons associated with the basic playback functions of a media asset, such as audio or video. There are several modes of operation that are controlled by the media player software engine described below.

It should be understood that the media player software engine allows multiple modes to be performed at the same time. For example, a user, while using a media asset, may perform other functions such as web browsing or organizing a media asset library, etc.

**Local Playback Mode**

In this mode, the media player engine plays assets that reside on locally internal hard drives, CD, DVD, floppy or other removable media. Music is played back in this configuration as a background task. Other applications can function in the foreground.

5

**Network Playback Mode**

In this mode, the media player device is connected to a networked server or a mounted hard drive on a computer, which is on its local network. A media player device is capable of playing media assets in this mode from any connected server.

10 Other media player devices can access server data. Server data is only “referenced” by the media player software engine and not “managed,” i.e., data can be removed by any network member with appropriate privileges.

**Internet Streaming Mode**

15 In this mode, the media player device interacts with an Internet-based source for music or video, such as the portal or other sites capable of streaming audio or video data.

The media player device is capable of adding URL reference to its playlist. Streaming data formats include MP3, EPAC, Windows Media Audio and Video, Flash,  
20 QuickTime and REAL audio and REAL video.

**Streaming Channels**

The media player presents the user with a mix of preset streaming channels. The user can edit this list of channels and add or delete files to the list. These  
25 streaming channels can be either digital radio channels or streaming video channels.



**Navigate Streams**

This feature provides the ability to rewind and restart streaming media. The media player provides the functionality by caching the datastream in memory or on disk for later playback.

5

**Audio Playback**

This feature provides core functionality to the media player. Several formats are supported along with the standard VCR type of controls.

Typical formats are:

- 10           MP3 Audio – Various bit rates
- LUCENT EPAC – Various bit rates
- WAV
- Macintosh Audio Format
- REAL
- 15           Windows Media Player

**Video Playback**

Digital video can be played back in a small window or full screen. The playback window is resizable for user preference. Examples of digital video formats are, MPEG 1, 2 & 4, and QuickTime formats on Windows and Macintosh.

20

**Integrated Internet Browser**

From within the media player a user can access various Internet sites and download music and video assets. Alternately, a user can access secure items from the portal that integrate into the user's virtual media asset library.

25

**CD Playback and Record**

Standard CDs can be played and recorded on the media player device.

Features include:

- Listen while record.
- Security restrictions for upload to portal.
- Record to MP3 or other proprietary or non-proprietary format.
- CD's title is automatically identified from an identification database that  
5 is either local to the portal or is remotely accessed by the portal via the  
Internet.
- Maintain local CD recognition database of personal CD names, titles,  
tracks and other information.
- Lyrics can be automatically added as MetaData from various servers  
10 (local or remote) that provide lyric information.
- Store CD information in local database.
- Maintain CD library catalog in database.
- JPEG, BMP & PICT album covers can be associated.
- Full CD control functionality.
- 15 Similar functions can be provided for DVD and Video CD playback.

### **CD Recognition**

- This feature involves automatically accessing a local table or an Internet service  
that associates title and track information to CDs. The media player device  
20 automatically identifies a disc in the device. CD information is incorporated into client  
database in media player device and displayed during playback of the media asset.

### **MetaData Database**

- Any music or video file in the media player can have an extensive database of  
25 MetaData referenced to it. This data can be referenced in many views and may include  
images, lyrics, notes, rights restrictions, and URLs. All data is searchable and  
reportable and is incorporated into client database of media player device.

**Playback Construction**

A user may create a playlist manually from a master database or generate playlists randomly based on database searches. Advanced hierarchical views provided for extreme flexibility.

5 Features include:

View as text list, small icon or large icon views.

Drag & drop building.

Compute total playing time for making CDs timed list for events.

Loop playlist.

10 Play with scan mode to listen to “x” seconds of a song or video.

Data is incorporated into client database of media player device.

**THE VIRTUAL MEDIA ASSET LIBRARY**

15 The client database application of the media player can replicate its database list to the portal for virtual asset sharing.

The client database application is, for example, 8iLite Oracle or SQL database software. The client database application allows the media player user to access files stored at the portal in his/her virtual media asset library. Additionally, merchants can elect to sell digital media asset along with the sale of, for example, a hardcopy CD or  
20 Video. This feature can provide an additional revenue stream to the record companies as well as to the CD retailers. The client database in the media player and the master media library database communicate and interact to provide automatic replication and synchronization.

25 The media player device contacts the portal periodically (such as daily, multiple times during the day, etc.) or on demand to synchronize its database application with that of the portal. A network protocol, such as for example XML-RPC, is used to synchronize the databases.

More specifically, each account on the portal has one or more media player devices associated with it, and one or more users associated with a given account.

Users on any media player device may have access to assets on any other media player device associated with that account or of unrelated users so long as licensing rights are tracked and managed. This system of mutual interdependency is one feature of the virtual media asset library. At the portal, a user's portion of the master media library database is referred to as his/her virtual account.

When an asset or its metadata is added, modified or deleted from a media player device, this change is replicated to the portal in the synchronization process.

The client media player device initiates synchronization with the portal. With reference to FIG. 9, first in step 3000, the client media player device initiates synchronization with the portal. Next, in step 3010 the portal forwards any asset deletions from the corresponding virtual account in the master library database to the client media player device. In step 3020, the client media player device sends any asset deletions from the local database to the portal. In step 3030, the client media player device negotiates identifiers for new media assets with the portal. In step 3040, the client media player device sends all updates of the local database (additions and changes) to the portal. In step 3050, the portal sends all updates of the corresponding virtual account in the master library database (additions and changes) to the client media player device.

## OPERATION OF THE SYSTEM

An example of how the system operates to distribute digital media assets from a media source 100 to a media player 200 is now described with reference to FIGs. 1-3. Initially, a user becomes a member or subscriber to a portal 300, at which time his or her identity is initialized, and he/she is issued a user-specific password. Once a membership exists, a virtual private media asset database is created and associated with the user's login account and password in the portal. The user's virtual media asset library represents an intersection of the media assets in the master media library database 330 and those assets that the user has licensed rights to. The synchronization process is described above. The master media library database 330 need not locally

store all of the media assets; in some cases the master media library database 330 will maintain a reference to the media asset that is stored by a media source 100 and accessed by the portal 300 as needed to satisfy the needs of users.

The portal 300 may distribute digital media assets, that is download them in their entirety, to a client media player device for use on that device subject to the licensing rights associated therewith. Alternatively, the portal 300 may stream the digital media assets to a client media player. A user's rights with respect to the digital media is either limited term, non-exclusive licensing rights (similar, for example, to a two-day movie rental in the bricks and mortar world) or indefinite term, non-exclusive licensing rights (similar, for example, to a CD purchase in the bricks and mortar world). The portal applies a series of rights management rules associated with each user's tagged digital media assets to limit the user's access to and use to those periods to which the user's licensed rights of those assets applies. Depending upon the specific licensing arrangement between a digital media asset owner and the user, the rights management rules can provide for a limited number of plays or uses of a particular asset, a limited number of days during which the asset can be used, or a limited number of other individuals with which the user may share the asset.

The system according to the present invention permits users to download their licensed digital media assets to secure client media player devices and to use their licensed digital media assets on those devices. As with the physical use of a CD in the bricks and mortar world, a user will have access to use his or her licensed assets on other infotainment devices that he or she owns or uses, provided those other client media player devices are registered within the portal as being authorized to use the user's licensed assets.

It has been recognized that the media industry has mandated that distribution of artists' intellectual property must be protected from piracy in order for the industry to adopt Internet-based distribution methods. The system and method of the present invention optionally allow for security against asset piracy by one or more methods: watermarking, encryption, and object encapsulation. Moreover, as discussed above, the

system includes rights management information to allow for use based on pre-negotiated rules.

A digital media asset may be encrypted for general protection when the asset is first entered as an object within the main library database server. Upon the request for  
5 download (or streaming access) by a user, the asset may be watermarked to coincide with the serial number of the user's family of client media player devices. Each client media player device that the user owns becomes a licensed playback device for his or her registered multimedia assets if the scope of that license so permits. For example, if a user owns five client media player devices capable of running the playback engine,  
10 the user will have access to those assets from one client media player device to another in seamless fashion. This example illustrates a capability of the system of the present invention to move or copy an asset from any home, car, portable, computer, or other computing device. Each client media player device has a stored protection key that is capable of decrypting and executing the object that has been downloaded to the player.  
15 Each client media player device key is unique, but will have some level of identity with the other client media player devices used by the user's family of devices. From an auditing and security standpoint, each client media player device maintains a log of its playback or use activity for purposes of reconciliation with the media library database server application. From the point of download of the asset forward, the asset will be  
20 associated with and licensed to the user's family of client media player devices.

Furthermore, with the permission of a digital media asset owner or licensor, a user may be granted the right to loan or forward his or her licensed media assets to another person that is not a registered user of the system. The forwarded asset is encapsulated in an executable file that allows for the object's integration into the  
25 recipient's media players, provided the players are compatible with the media player technology of the system. If compatibility exists, the recipient will have the executable rights associated with this object. That is to say that if the rights of the object include an ability to play the asset only once, then the asset will play or be used once, and further actions will be disabled. In the event that compatibility does not exist or the

recipient's device does not have a media player, the object will prompt for the optional download of a media player engine software application. In addition, the object will offer the possibility of membership to the system to allow for the recipient's use of this asset, as well as the recipient's possible downloading and use of other digital media  
5 assets.

If a user has previously purchased a physical media asset, the system allows for the introduction of that asset ownership into the database of the portal, in addition to the normal use of the asset in the media player device. An asset stored locally on a media player (on hard drive or other memory media such as CD or DVD) can be identified  
10 and uploaded to the portal for use on other authorized media player devices of that user. For example, a user may "rip" a CD or DVD into digital files that can be uploaded to the portal. As another example, the user presents his/her physical media asset (such as a CD) to a conversion operator (e.g., at a retail music store) who: (1) defaces the user's asset in a minimal fashion (which does not affect its usability) to ensure against  
15 improper conversion of the asset by another person; and (2) simultaneously registers the asset with the portal. This registration process establishes an ownership reference for the user with the media library database server and adds the converted asset to the user's virtual media asset library. Once this media asset has been added, the user or any user within the user's family will have access rights to the asset based on the rights  
20 conferred at the time of conversion. The rights associated with each such asset could possibly be different based on the original content creator's license.

With reference to FIG. 10, according to a further aspect of the invention, a method or model is provided both to satisfy the music industry's piracy concerns and to provide an entirely new revenue source for the industry. This business model  
25 (distribution method) allows the consumer to purchase on-line virtual access rights with respect to each one of a consumer's purchased physical media assets. That is to say that a consumer who is a user of the system according to the invention can, for an appropriate fee, access each of his or her media assets anytime and anywhere the consumer has an Internet-enabled client media player device.

This method assumes for the music industry, for example, that consumers will continue to purchase physical media music assets, but will have the option of paying an additional licensing fee (\$5.57, for example) for on-line virtual access rights to those music assets. FIG. 10 shows an example by which a user, through the portal, orders an audio CD from a media e-retailer, and is given the option to purchase digital access rights from a digital media e-retailer. The additional licensing fee per digital media asset is shared with the portal operator, participating e-retailers, and media asset (music) content owners. In exchange for the additional licensing fee, a “tag” would be associated with those digital media assets on the master media library database server with a notation that a particular user’s media player devices are entitled to play or usage rights for those digital media assets.

It is further envisioned that each user may have up to some maximum number of eligible client media player devices (e.g., a desktop computer at home, a notebook personal computer at work, a DVD set top box, a vehicle-based device, and a handheld portable device), for which user will pay the system operator a monthly membership fee in order to have on-line virtual access services during any particular month. Consumers will find value in the automatic synchronization of the contents of their various media players, which allows them to gain access to all of their media assets from any player at any time. Finally, users may, subject to a licensing fee, convert their existing libraries of physical music assets (e.g., CDs and cassette tapes) to on-line virtually accessible assets.

Referring to FIG. 11, a security lockout procedure 500 according to the invention will be described. To protect the usage of a digital media asset and a media player device, the security lockout procedure is provided to lockout unauthorized media player devices. Media player devices contact the portal for database synchronization, etc., when they are powered on, and periodically thereafter. If a media player device is stolen or missing, in step 505, a user contacts the portal (electronically via email, via telephone, etc.) and reports that the media player device is stolen or missing. In step



510, the portal puts the user's account on hold and issues the user a confirmation code. The user is then instructed to power cycle each of his/her media player devices.

In step 515, the user's media players contact the portal in attempt to synchronize with the portal. Before synchronizing, in step 520, the portal will cause the media  
5 player to ask the user for the confirmation code since the user's account has been put on hold. In step 525, the portal determines whether the correct confirmation code has been received from the media player device. If it has, the media player device is enabled for use in step 530. If the correct confirmation code is not received from a user of a media  
10 player device after a certain number of attempts, that media player device is disabled and no longer usable unless completely re-enabled.

The above description is intended by way of example only.

What is claimed is:

1. A system for distributing digital media assets to a plurality of users, comprising:

a portal comprising at least one server computer, the server computer executing a media library database server application that manages access to a master library of media assets that can be accessed by users via one or more communication networks; and

a plurality of media player devices that communicate with the portal to access media assets for use, at least some of the plurality of media player device comprising a processor that executes a database client application that manages media assets licensed for use by a user.

2. The system of claim 1, wherein the media library database server application of the portal manages usage rights of users to media assets.

3. The system of claim 2, wherein the media library database server application of the portal synchronizes with the database client application in the media player device so that the database client application stores information identifying those media assets that a user has licensed usage rights.

4. The system of claim 1, wherein a single user may have multiple media player devices from which the user desires to experience media assets, wherein the media library database server application of the portal synchronizes with the database client application in each media player device of a user to provide a user with access to media assets from any of the user's media player devices.

5. The system of claim 1, wherein the plurality of media player devices comprise one or more devices selected from the group including home electronic devices, vehicle-mounted electronic devices and portable electronic devices.

6. The system of claim 1, wherein each media player device further comprises a media player software engine for allowing a user to control playback and usage of media assets.

7. The system of claim 6, wherein the media player software engine is portal to a variety of hardware platforms of media player devices.

8. The system of claim 1, wherein the portal manages streaming of media assets to the media player device, wherein the media assets are local to the portal or remotely stored by sources to which the portal connects.

9. The system of claim 1, wherein the portal manages downloading of media asset to the media player device for storage and use, wherein the media assets are local to the portal or remotely stored by sources to which the portal connects.

10. The system of claim 1, wherein the portal generates and provides to a user a code that is required to be entered into all of the user's media player devices before enabled for operation when a user reports to the portal that a user's media player device is lost or stolen, and the portal electronically transmits a control message to each of the user's media player devices to require the user to follow such a code entry procedure.

11. The system of claim 10, wherein when a valid code is not entered into a user's media player device, the media player device is disabled.

12. The system of claim 1, wherein the portal maintains an on-line database of media assets for users of media player devices lacking a database client application.

13. A method for distributing digital media assets to a plurality of users comprising steps of:

in a portal:

storing a plurality of media assets or identifiers associated with media assets stored remotely from the portal;

maintaining a master database of media assets that can be used by one or more of a plurality of users each having at least one media player device;

identifying and tracking in the master database those media assets for which each user has usage rights on a media player device associated with a user;

electronically transmitting media assets to a user's media player device;

in a media player device:

electronically receiving media assets from the portal to enable a user to use the media assets;

maintaining a database of media assets for which a user has usage rights;

wherein each media player device and the portal electronically communicate with each other to synchronize the database in a media player device with the master database.

14. The method of claim 13, wherein a single user may have multiple media player devices from which the user desires to experience media assets, and wherein the master database synchronizes with the database in each media player device of a user to provide a user with access to media assets from any of the user's media player devices.

15. The method of claim 13, wherein the step of electronically transmitting comprises streaming the media asset to the media player device.

16. The method of claim 13, wherein the step of electronically transmitting comprises downloading the media asset to the media player device for storage and use.

17. The method of claim 13, wherein in the portal, further comprising the step of generating and providing to a user a code that is required to be entered into all of the user's media player devices before enabled for operation when a user reports to the portal that a user's media player device is lost or stolen, and electronically transmits a control message to each of the user's media player devices to require the user to follow such a code entry procedure.

18. The method of claim 17, and further comprising the step of disabling a user's media player device when a valid code is not entered.

19. A method for distributing media assets to users, comprising steps of:  
in a computing center, storing a plurality of media assets or identifiers associated with media assets stored remotely from the computing center;

maintaining a master database of media assets that can be used by one or more of a plurality of users each having one or more media player devices;

in connection with the sale of a physical media asset to a user, receiving a request to provide access to a corresponding digital media asset for use by the user on a media player device; and

storing in the master database information indicating that a user has usage rights of the digital media asset so that the user can electronically access it from the computing center.

20. The method of claim 19, and further comprising receiving payment from the user for use of the digital media asset.

21. The method of claim 20, wherein the step of receiving payment comprises electronically receiving payment by an Internet-based media asset retailer.

22. The method of claim 19, and further comprising the step of, in the computing center, apportioning an amount of the payment between the operator of the computing center, retailers of the physical media asset and the media asset owner.

23. A media player device for use in a system comprising a portal that maintains a master database library of media assets that can be accessed via one or more communication networks, the media player device comprising: a processor that executes a database client application that manages media assets licensed for use by a user and a media playback application that manages the user of a media asset by a user.

24. The media player device of claim 23, wherein the database client application communicates with the central portal to synchronize usage rights of media assets with the master database library.

25. A portal for use in a system for distributing digital media assets to a plurality of users, comprising: at least one server computer, the server computer executing a media library database server application that manages access to a master library of media assets that can be accessed by users of media player devices via one or more communication networks.

26. The portal of claim 25, wherein media library database server application synchronizes with database client application in media player devices.

27. The portal of claim 26, wherein the media library database server application synchronizes with the database client application in each media player device of a user to provide a user with access to media assets from any of the user's media player devices.

FIG. 1

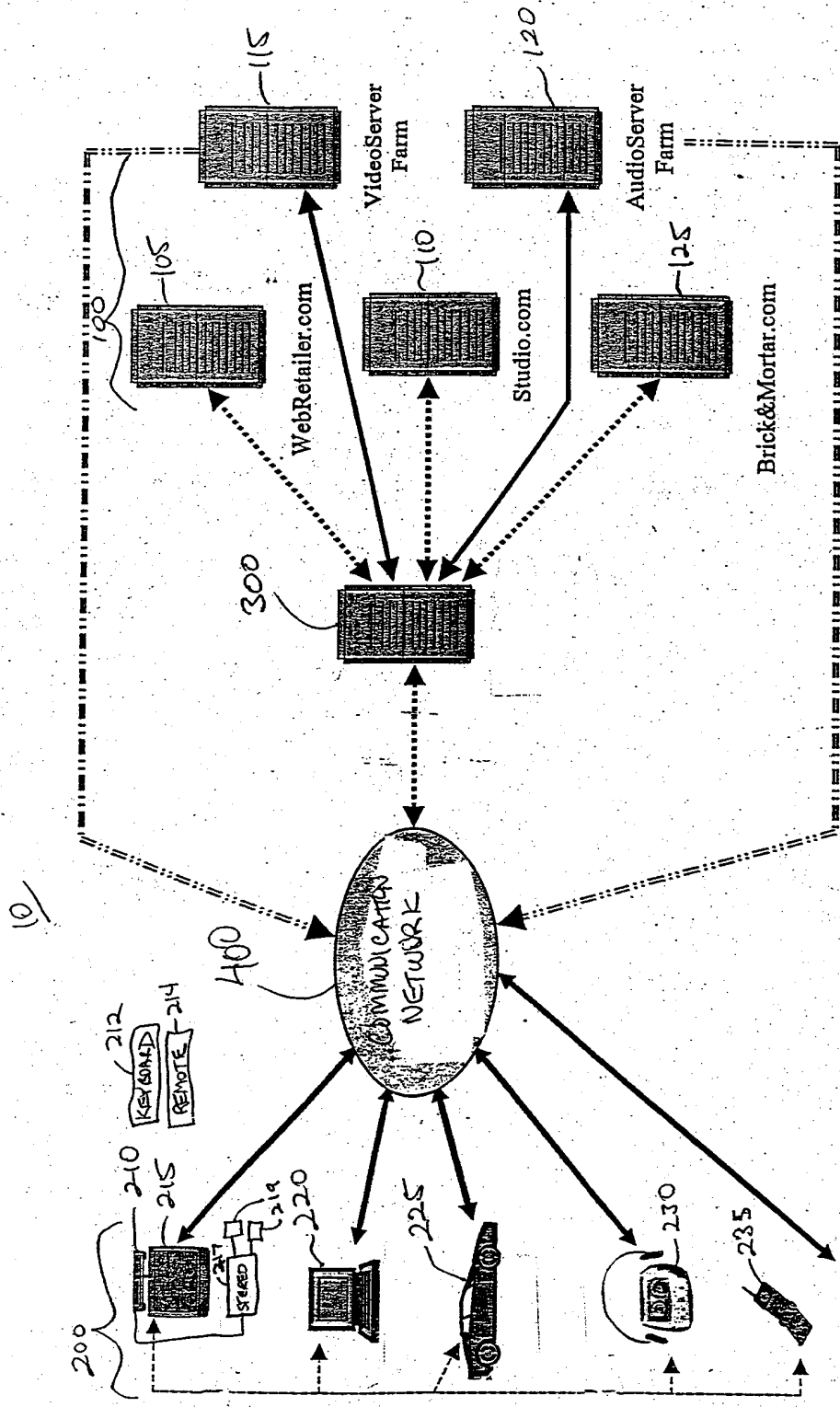


FIG. 2

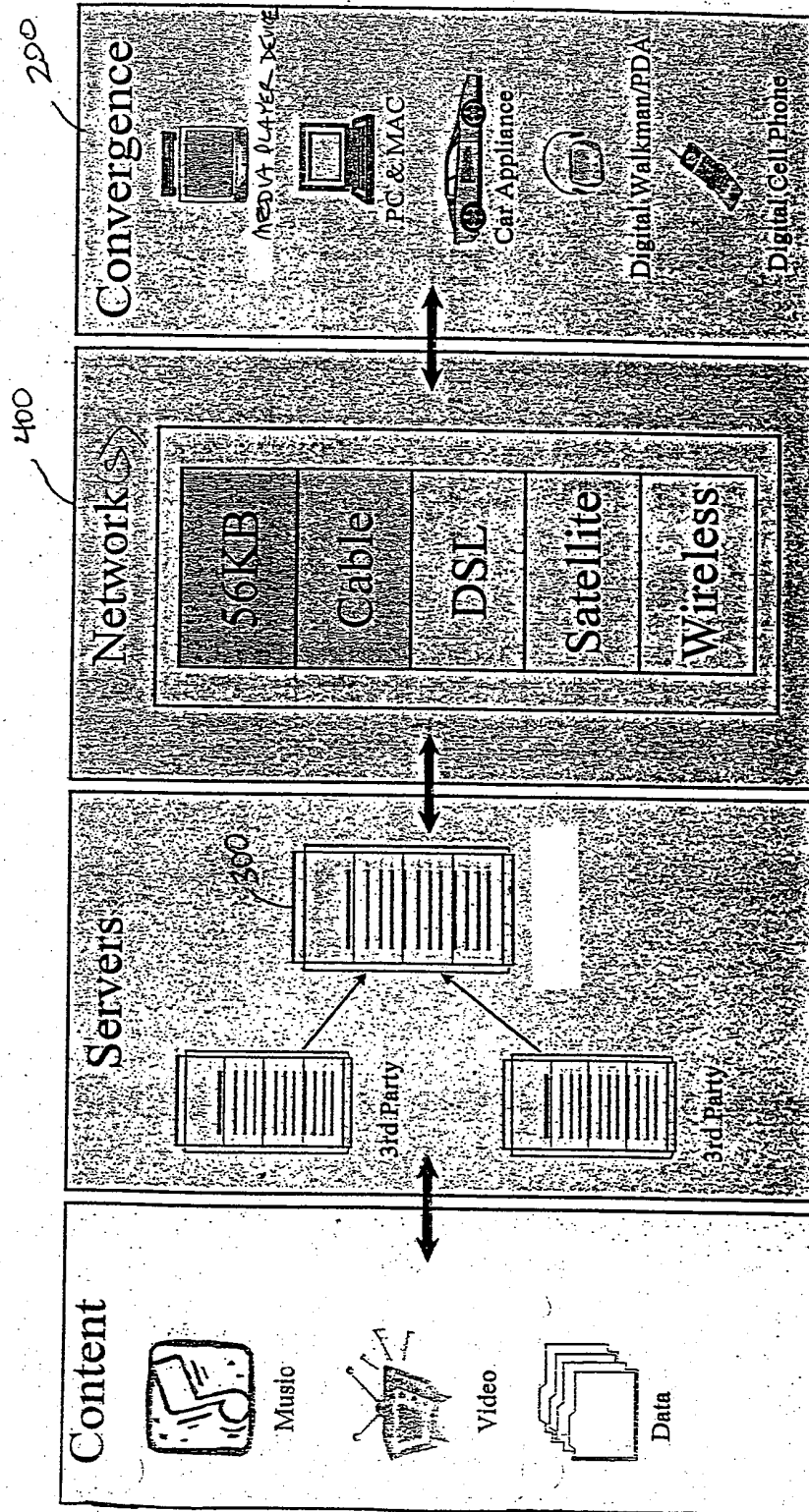
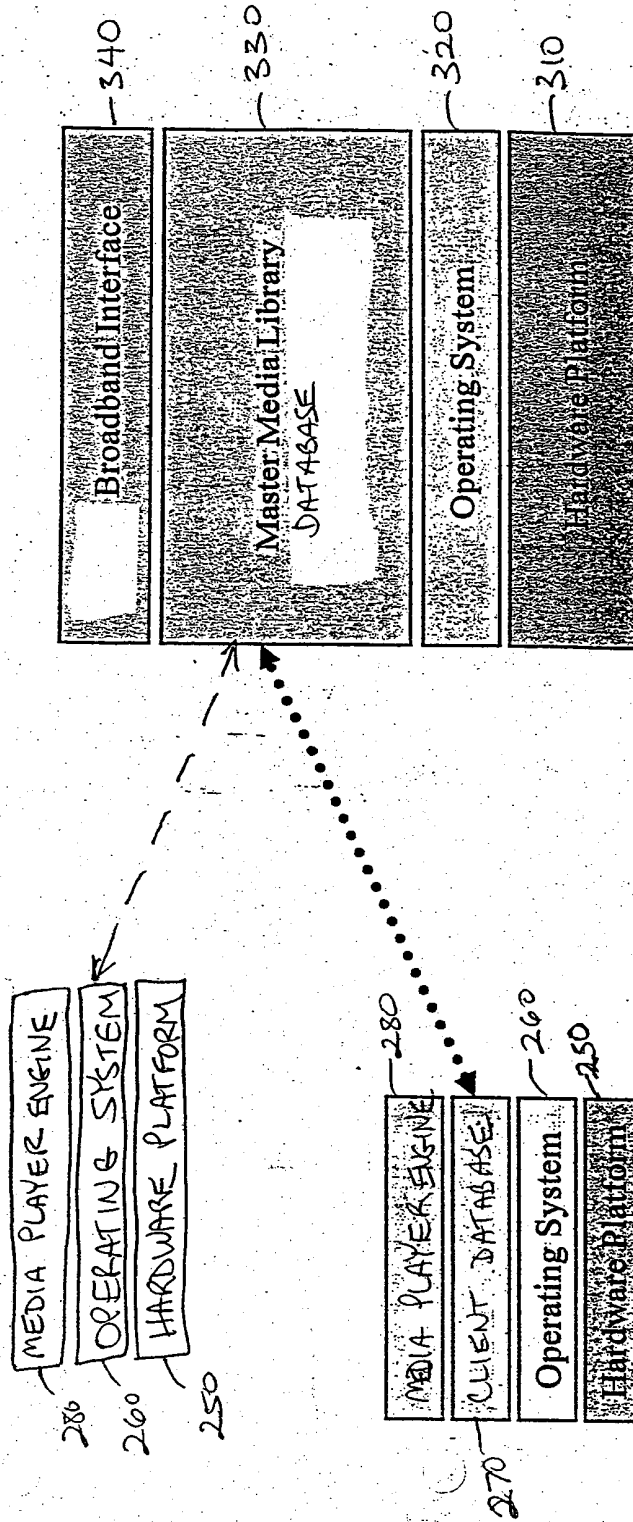




FIG. 3



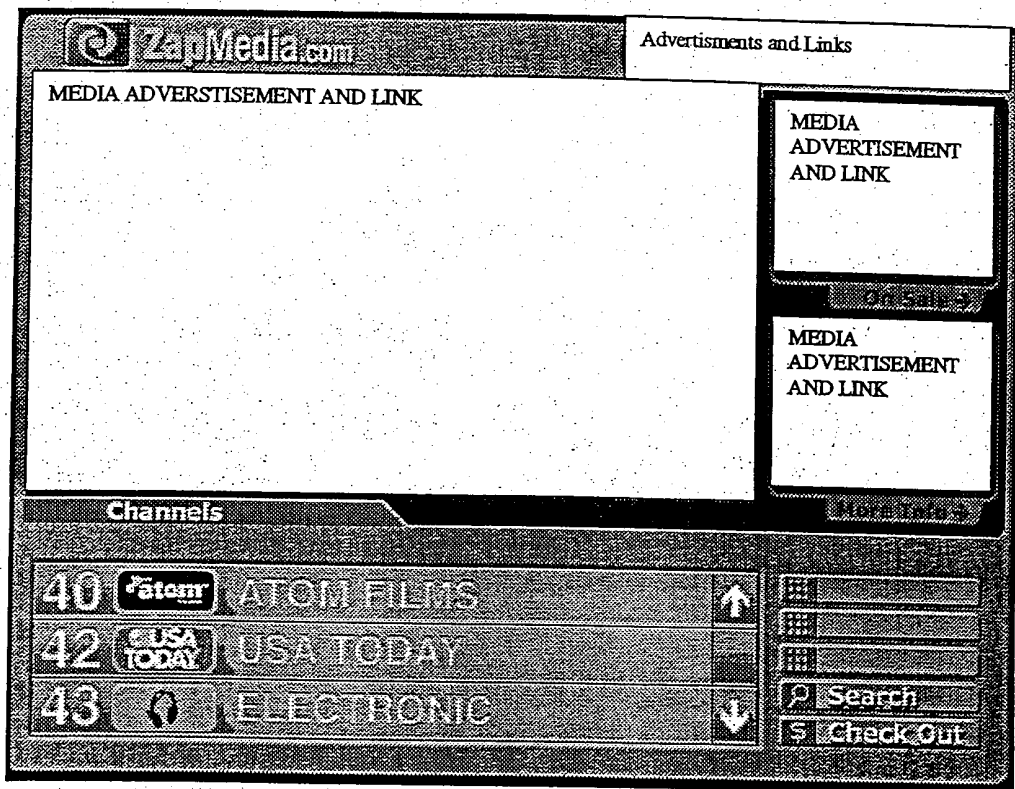


FIG. 4

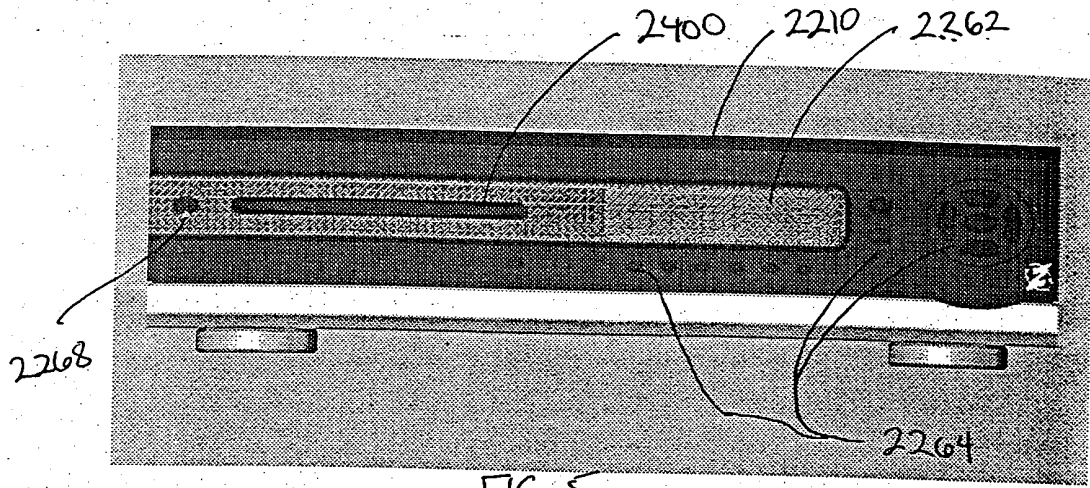


FIG. 5

2110

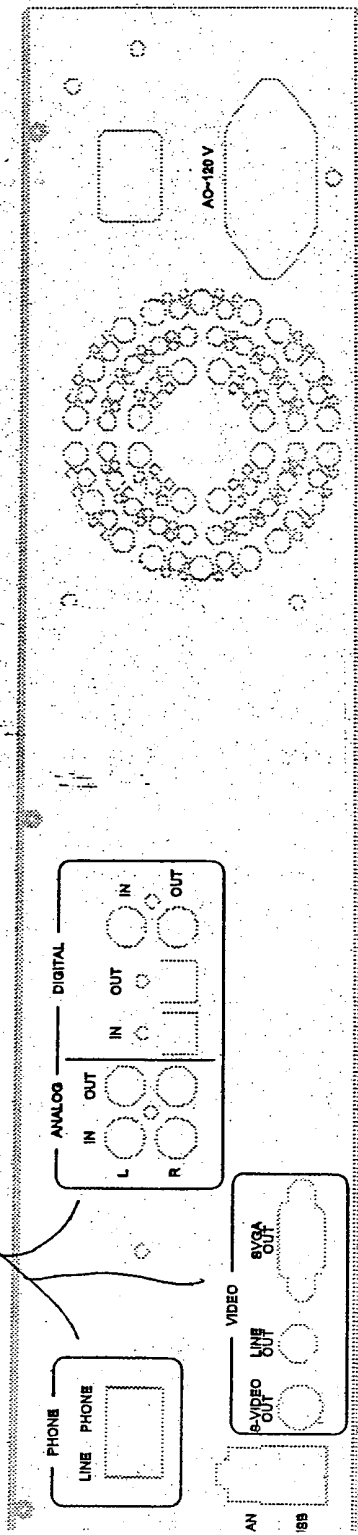


FIG. 6

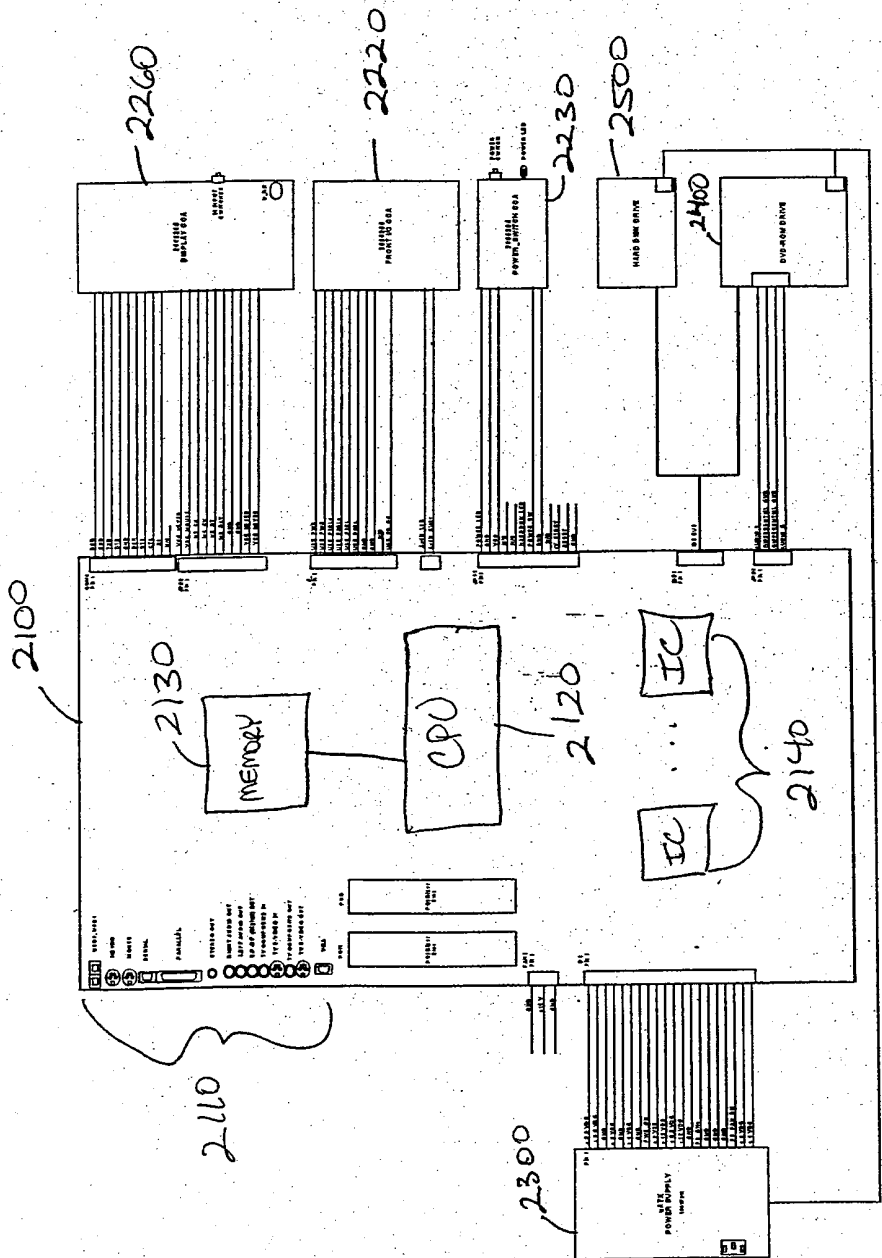


FIG. 7

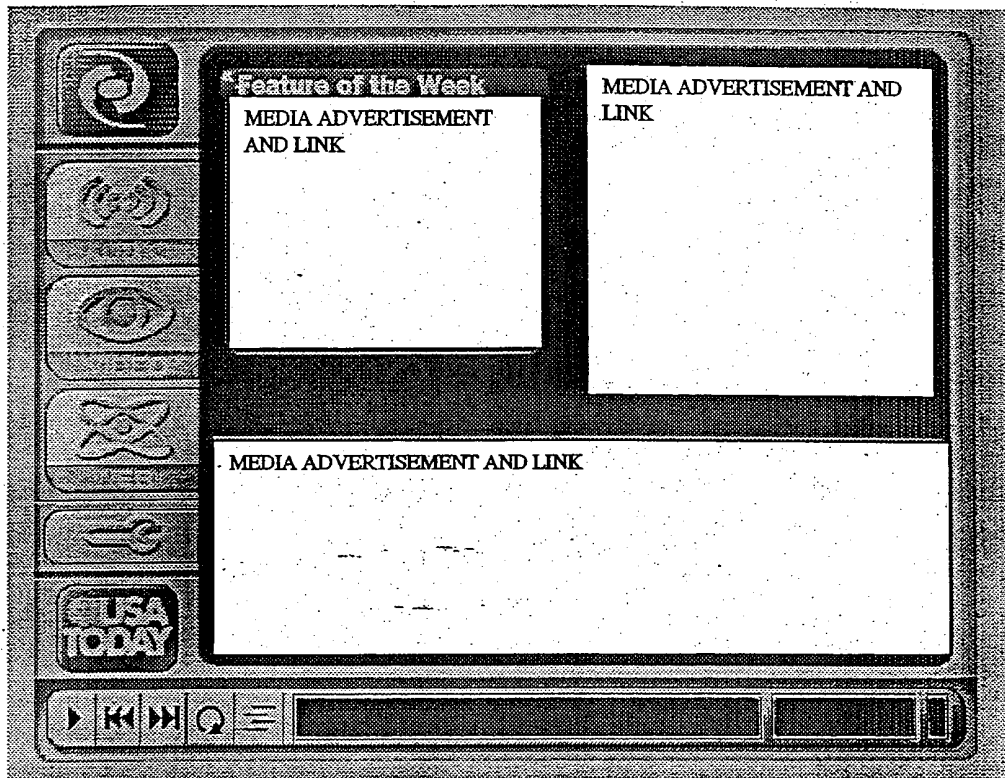


FIG. 8

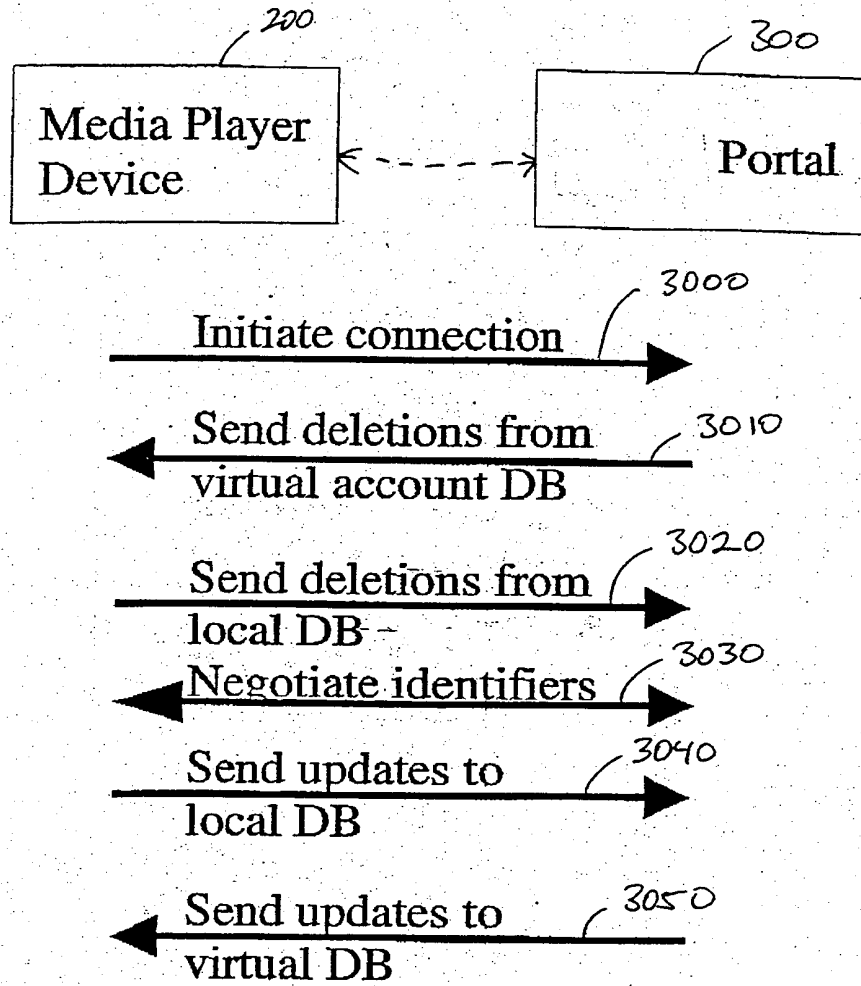


FIG. 9





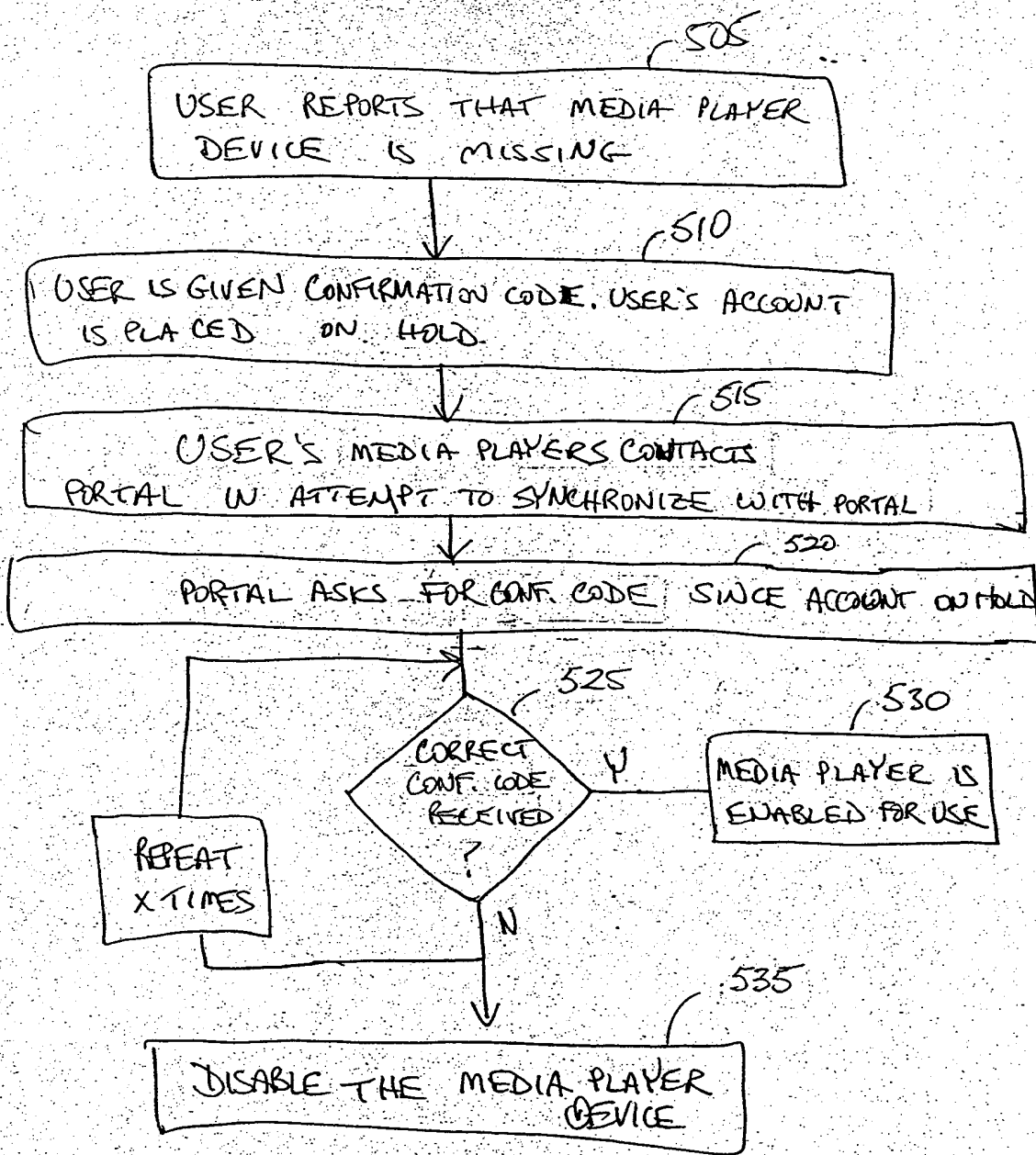


FIG. 11

INTERNATIONAL SEARCH REPORT

International application No.  
PCT/US00/27564

<b>A. CLASSIFICATION OF SUBJECT MATTER</b>		
IPC(7) :G06F 15/16, 15/173 US CL :709/223, 224, 225, 217, 218, 219, 322; 369/30, 34, 48, 53 According to International Patent Classification (IPC) or to both national classification and IPC		
<b>B. FIELDS SEARCHED</b>		
Minimum documentation searched (classification system followed by classification symbols) U.S. : 709/223, 224, 225, 217, 218, 219, 322; 369/30, 34, 48, 53		
Documentation searched other than minimum documentation to the extent that such documents are included in the fields searched NONE		
Electronic data base consulted during the international search (name of data base and, where practicable, search terms used) NONE		
<b>C. DOCUMENTS CONSIDERED TO BE RELEVANT</b>		
Category*	Citation of document, with indication, where appropriate, of the relevant passages	Relevant to claim No.
Y	WO 99/27681 A (LEEKE et. al.) 03 JUNE 1999, page 1, lines 19-26, page 7, lines 1-26, page 8, lines 14-page 9, line 3, page 10, lines 12-26, page 11, lines 10-28, page 12, lines 3-26, Figs. 1, and 16-17.	1-27
Y	US 5,751,672 A (YANKOWSKI) 12 MAY 1998, col. 2, lines 52-67, col. 4, lines 16-25, col. 12, lines 39-57, col. 14-col. 15, line 61.	1-27
<input type="checkbox"/> Further documents are listed in the continuation of Box C. <input type="checkbox"/> See patent family annex.		
* Special categories of cited documents:	"T" later document published after the international filing date or priority date and not in conflict with the application but cited to understand the principle or theory underlying the invention	
"A" document defining the general state of the art which is not considered to be of particular relevance	"X" document of particular relevance, the claimed invention cannot be considered novel or cannot be considered to involve an inventive step when the document is taken alone	
"E" earlier document published on or after the international filing date	"Y" document of particular relevance, the claimed invention cannot be considered to involve an inventive step when the document is combined with one or more other such documents, such combination being obvious to a person skilled in the art	
"L" document which may throw doubts on priority claim(s) or which is cited to establish the publication date of another citation or other special reason (as specified)	"&" document member of the same patent family	
"O" document referring to an oral disclosure, use, exhibition or other means		
"P" document published prior to the international filing date but later than the priority date claimed		
Date of the actual completion of the international search 27 NOVEMBER 2000	Date of mailing of the international search report 09 JAN 2001	
Name and mailing address of the ISA/US Commissioner of Patents and Trademarks Box PCT Washington, D.C. 20231 Facsimile No. (703) 305-3230	Authorized officer <i>Peggy Hancock</i> MARK RINEHART Telephone No. (703) 305-4815	