



US00D730714S

(12) **United States Design Patent**
Gokcebay et al.

(10) **Patent No.:** **US D730,714 S**

(45) **Date of Patent:** **** Jun. 2, 2015**

(54) **ELECTRONIC LOCKER LOCK**

(56) **References Cited**

(71) Applicant: **Security People, Inc.**, Petaluma, CA
(US)

U.S. PATENT DOCUMENTS

(72) Inventors: **Asil T. Gokcebay**, Petaluma, CA (US);
Julian Peck, San Rafael, CA (US); **Kelly Kodama**, Walnut Creek, CA (US)

3,187,528	A *	6/1965	Check	70/299
D263,279	S *	3/1982	Stolarz	D8/338
5,020,345	A *	6/1991	Gartner et al.	70/277
5,475,996	A *	12/1995	Chen	70/279.1
6,058,746	A *	5/2000	Mirshafiee et al.	70/107
7,221,272	B2 *	5/2007	Hosselet	340/542
D580,739	S *	11/2008	Pelletier et al.	D8/331
D686,055	S *	7/2013	Li	D8/338
D686,056	S *	7/2013	Li	D8/338
8,587,405	B2 *	11/2013	Denison et al.	340/5.73
8,616,031	B2 *	12/2013	Ullrich et al.	70/279.1
D698,222	S *	1/2014	Guo	D8/330

(73) Assignee: **Security People, Inc.**, Petaluma, CA
(US)

(**) Term: **14 Years**

* cited by examiner

(21) Appl. No.: **29/477,069**

Primary Examiner — Prabhakar Deshmukh

(22) Filed: **Dec. 19, 2013**

(74) *Attorney, Agent, or Firm* — Thomas M. Freiburger

(51) **LOC (10) Cl.** **08-07**

(57) **CLAIM**

(52) **U.S. Cl.**

The ornamental design for an electronic locker lock, as shown and described.

USPC **D8/331**; D8/330

DESCRIPTION

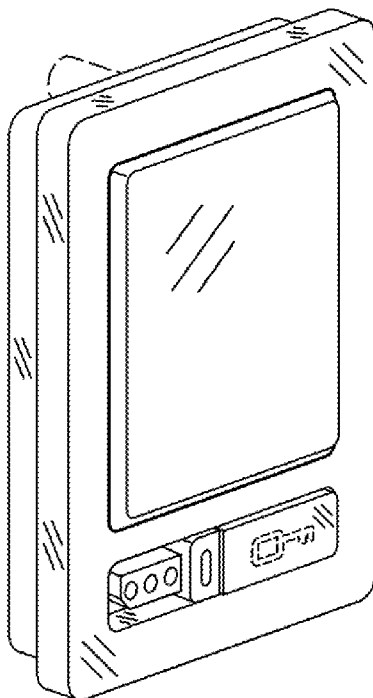
(58) **Field of Classification Search**

USPC D8/330, 331, 336, 338, 339, 340, 343;
70/14, 2, 51, 57, 57.1, 91, 107, 141,
70/214, 78, 278, 1, 127, 447; 292/2, 32,
292/137, 288, 289, 290, 292, 194-198, 164,
292/165, 257
CPC E05B 49/00; E05B 17/00; E05B 55/00;
E05B 65/00

FIG. 1 is a front right perspective view of an electronic locker lock showing our new design;
FIG. 2 is a top plan view thereof;
FIG. 3 is a left side elevational view thereof;
FIG. 4 is a front elevational plan view thereof;
FIG. 5 is a right side elevational view thereof; and,
FIG. 6 is a bottom plan view thereof.
The broken lines environment is for illustrative purpose only and forms no part of the claimed design.

See application file for complete search history.

1 Claim, 1 Drawing Sheet



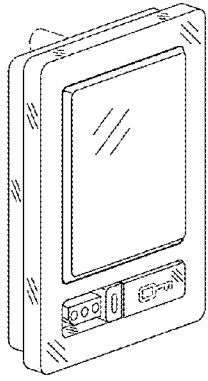


FIG. 1

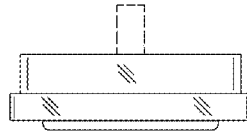


FIG. 2




FIG. 3

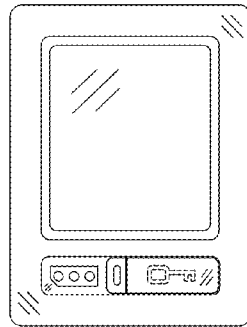


FIG. 4

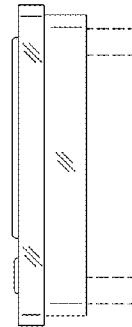


FIG. 5

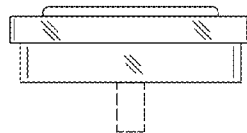


FIG. 6