



US00D349290S

United States Patent [19]

[11] Patent Number: **Des. 349,290**

Christensen et al.

[45] Date of Patent: **** Aug. 2, 1994**

[54] **CONTROLLER FOR A VIDEO EDITING SYSTEM**

[75] Inventors: **Donald R. Christensen**, Grass Valley; **Leonard N. Albrecht**, Irvine; **Ronald E. Hendriks**, Auburn; **Jerry M. Lewis**, Grass Valley, all of Calif.

D. 291,196 8/1987 Ito et al. D14/217
 D. 309,455 7/1990 Staley D14/217
 D. 323,506 1/1992 Breslau D14/217
 D. 341,833 11/1993 McKay et al. D14/217
 D. 343,622 1/1994 Hanke D14/217

[73] Assignee: **The Grass Valley Group, Inc.**, Nevada City, Calif.

Primary Examiner—Bernard Ansher
Assistant Examiner—Richelle Shelton
Attorney, Agent, or Firm—Francis I. Gray

[**] Term: **14 Years**

[57] **CLAIM**

[21] Appl. No.: **2,281**

The ornamental design for a controller for a video editing system, as shown and described.

[22] Filed: **Dec. 2, 1992**

DESCRIPTION

[52] U.S. Cl. **D14/217**
 [58] Field of Search 381/103, 119; 360/137;
 D14/100, 124, 125, 217, 239, 260, 299

FIG. 1 is a front perspective view of a controller for a video editing system showing my new design;
 FIG. 2 is a top plan view thereof;
 FIG. 3 is a front elevational view thereof;
 FIG. 4 is a rear elevational view thereof;
 FIG. 5 is a bottom plan view thereof; and,
 FIG. 6 is a left side elevational view thereof; the other side being a mirror image.

[56] **References Cited**

U.S. PATENT DOCUMENTS

D. 237,977 12/1975 Issacs D14/100

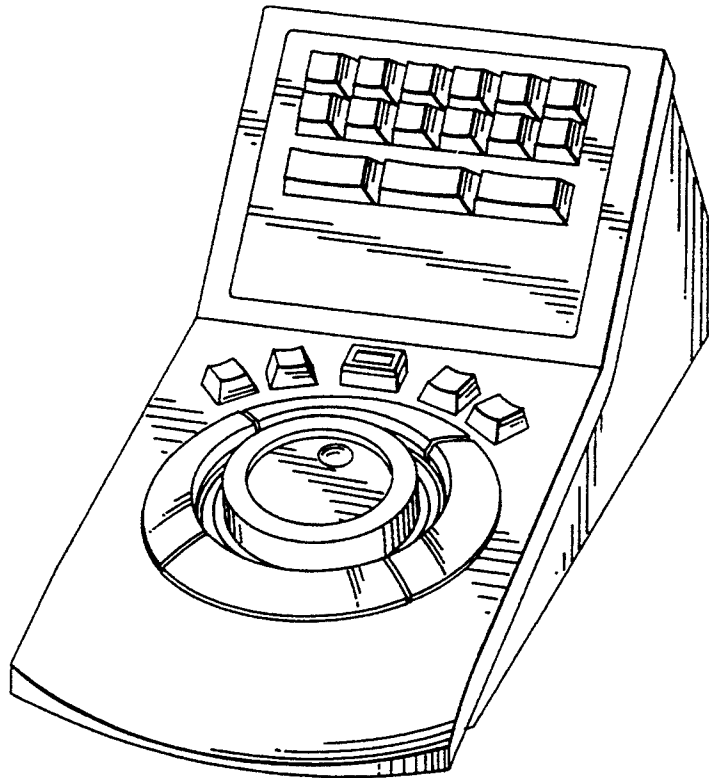



Fig.1



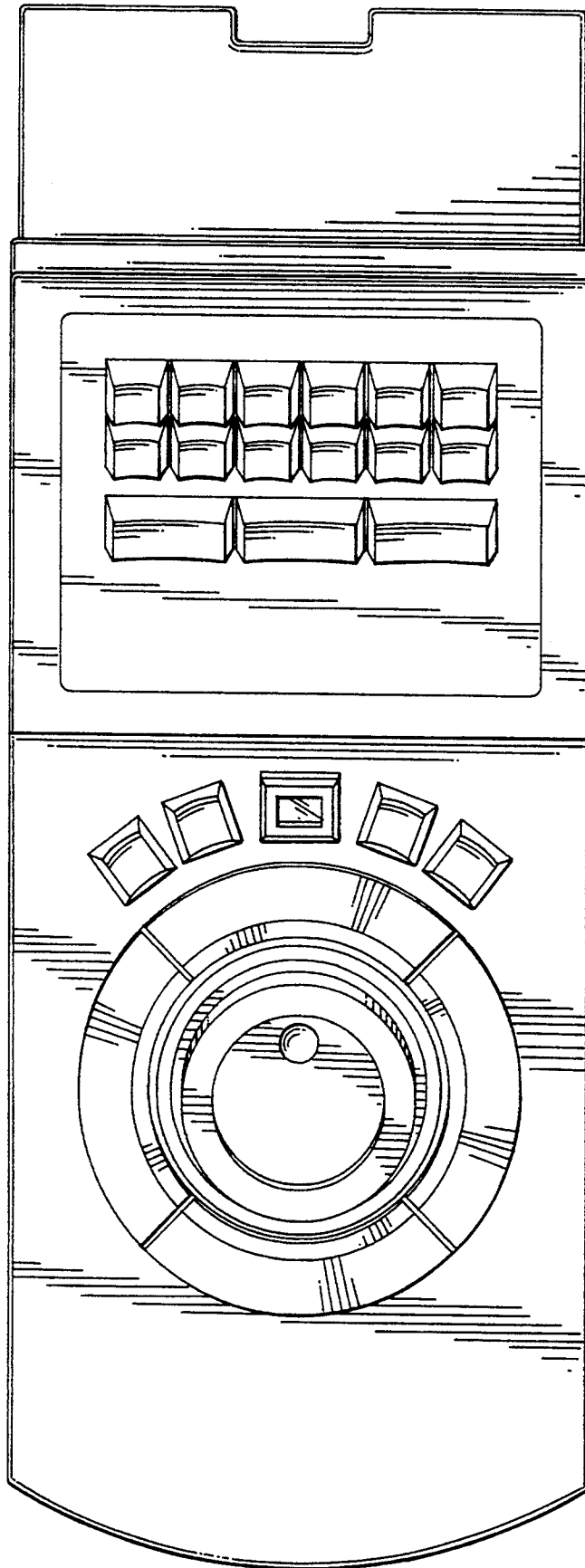


Fig. 2

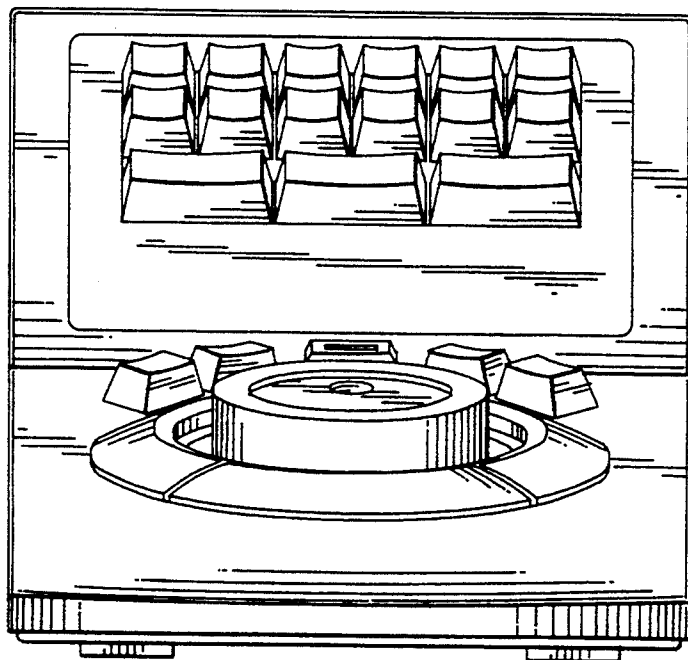


Fig. 3




Fig. 4

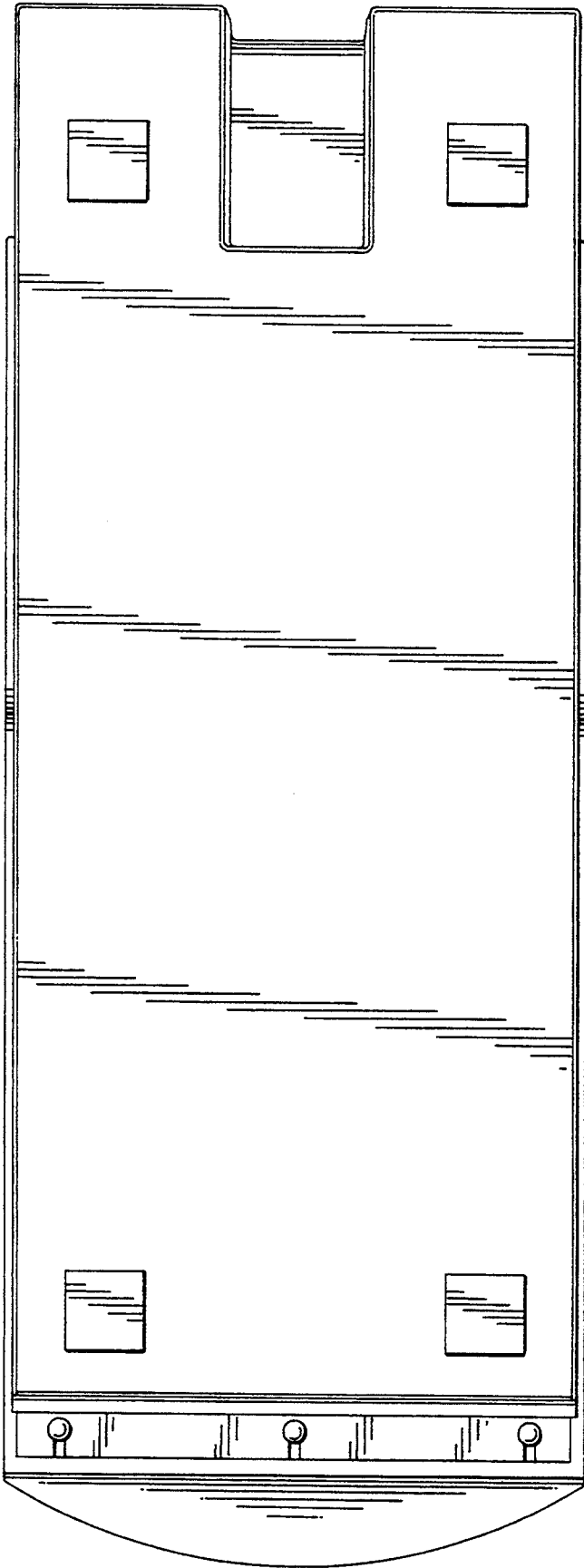


Fig. 5

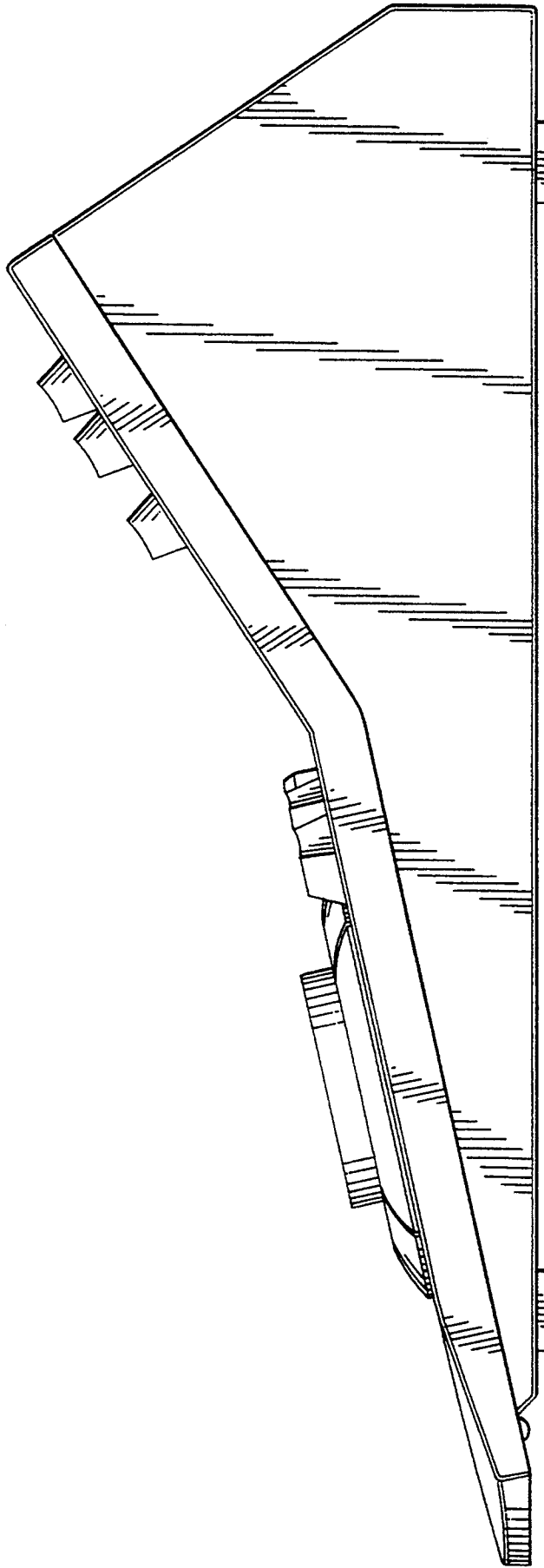


Fig. 6