



US00D403333S

United States Patent [19]

[11] **Patent Number: Des. 403,333**

Takada et al.

[45] **Date of Patent: **Dec. 29, 1998**

[54] **SEWING MACHINE**

D. 366,490	1/1996	Wu	D15/69
D. 383,764	9/1997	Ueyama	D15/710
D. 390,852	2/1998	McLinden et al.	D15/69
D. 392,652	3/1998	Takada et al.	D15/70

[75] Inventors: **Sanae Takada; Shigemasa Kato; Shigemi Yamamoto**, all of Chofu, Japan

Primary Examiner—Sandra L. Morris
Attorney, Agent, or Firm—Morgan & Finnegan LLP

[73] Assignee: **Juki Corporation**, Chofu, Japan

[**] Term: **14 Years**

[57] CLAIM

[21] Appl. No.: **78,303**

The ornamental design for a sewing machine, as shown and described.

[22] Filed: **Oct. 14, 1997**

DESCRIPTION

[30] Foreign Application Priority Data

Apr. 15, 1997 [JP] Japan 9-51334

FIG. 1 is a top view of a sewing machine showing our new design;

[51] **LOC (6) Cl.** **15-06**

FIG. 2 is a front view thereof;

[52] **U.S. Cl.** **D15/70**

FIG. 3 is a bottom view thereof;

[58] **Field of Search** D15/66, 69, 70;
112/217.1-217.4, 256-261

FIG. 4 is a left side view thereof;

FIG. 5 is a right side view thereof;

FIG. 6 is a back view thereof; and,

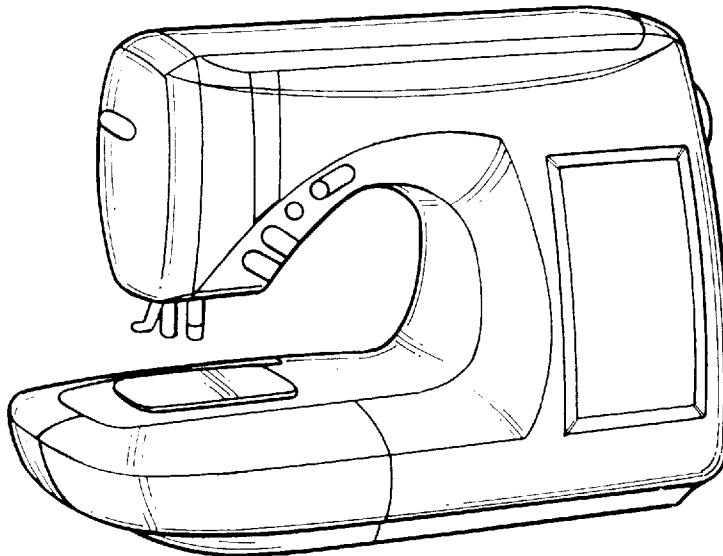
FIG. 7 is a perspective view of a sewing machine showing our new design.

[56] References Cited

U.S. PATENT DOCUMENTS

D. 332,102 12/1992 Kato et al. D15/69

1 Claim, 2 Drawing Sheets



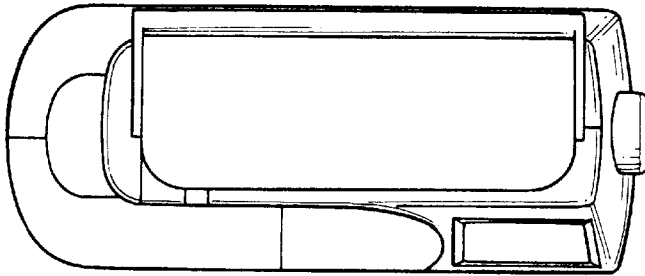


Figure 1

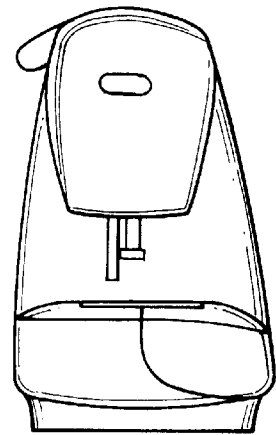


Figure 4

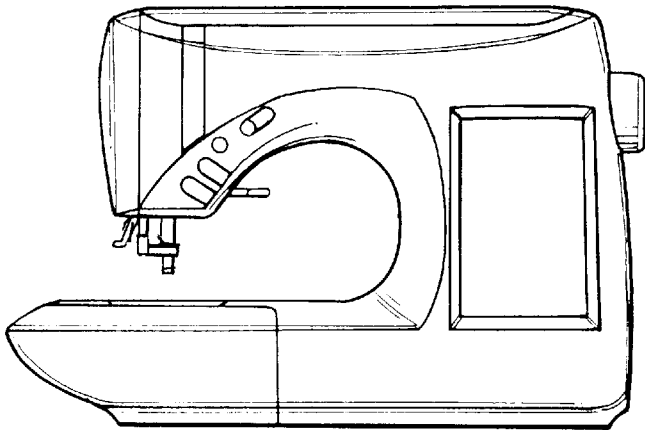


Figure 2

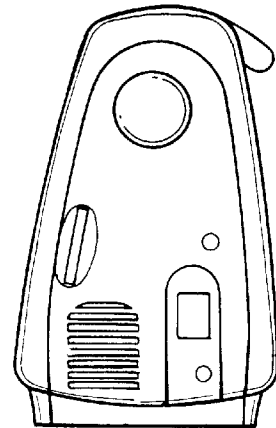


Figure 5




Figure 3

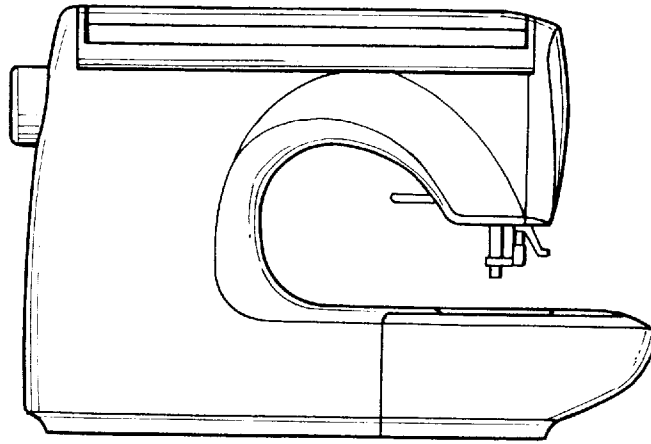


Figure 6

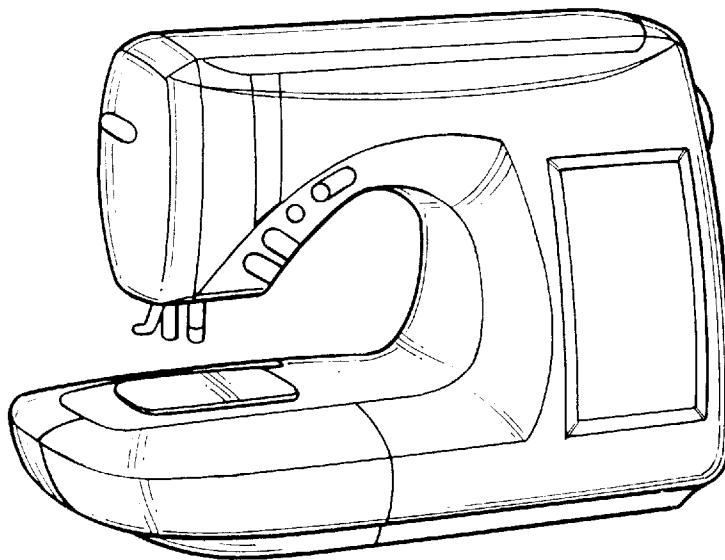


Figure 7