



US00D860923S

(12) **United States Design Patent**
De Liddo et al.

(10) **Patent No.:** **US D860,923 S**

(45) **Date of Patent:** **** Sep. 24, 2019**

(54) **TIRE TREAD**
(71) Applicant: **Bridgestone Europe NV/SA, Zaventem (BE)**
(72) Inventors: **Marco De Liddo, Rome (IT); Fabio Santangeli, Rome (IT); Andrea Sparacino, Rome (IT)**

D720,684 S * 1/2015 Mathonet D12/564
D724,008 S * 3/2015 Mathonet D12/564
D812,548 S * 3/2018 Raatikainen D12/564
D819,550 S * 6/2018 Galano D12/545
D819,551 S * 6/2018 Uchida D12/563
D832,194 S * 10/2018 de Briey-Terlinden D12/564
D832,195 S * 10/2018 de Briey-Terlinden D12/564

* cited by examiner

(73) Assignee: **Bridgestone Europe NV/SA, Zaventem (BE)**

Primary Examiner — George D. Kirschbaum

Assistant Examiner — Joseph J Kukella

(**) Term: **15 Years**

(74) *Attorney, Agent, or Firm* — Sughrue Mion, PLLC

(21) Appl. No.: **29/653,711**

(57) **CLAIM**

(22) Filed: **Jun. 18, 2018**

The ornamental design for a tire tread, as shown and described.

(30) **Foreign Application Priority Data**

Dec. 22, 2017 (EM) 004562742

(51) **LOC (12) Cl.** **12-15**

(52) **U.S. Cl.**

USPC **D12/564**

(58) **Field of Classification Search**

USPC D12/505, 519, 521–524, 533–567

CPC B60C 11/0302; B60C 2011/0358; B60C

2011/0374; B60C 2011/0386; B60C

2011/0388

See application file for complete search history.

(56) **References Cited**

U.S. PATENT DOCUMENTS

D684,922 S * 6/2013 Scheuren D12/564

D710,292 S * 8/2014 Le D12/564

DESCRIPTION

FIG. 1 is a perspective view of the tire tread showing our new design;

FIG. 2 is a front view thereof;

FIG. 3 is a left side view thereof;

FIG. 4 is a rear view thereof;

FIG. 5 is a right side view thereof;

FIG. 6 is an enlarged plan view of a portion thereof;

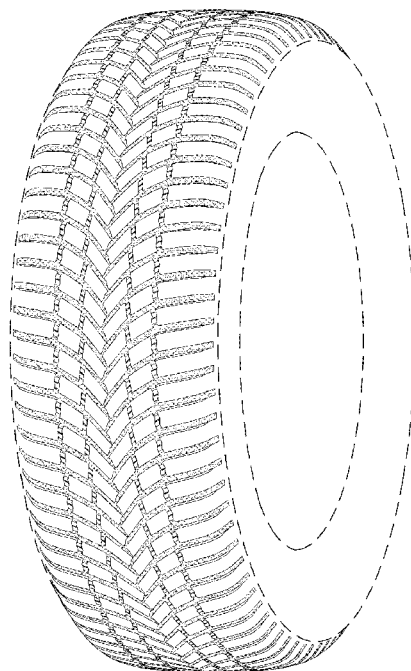
FIG. 7 is a sectional view taken along line 7-7 in FIG. 6;

FIG. 8 is a sectional view taken along line 8-8 in FIG. 6; and,

FIG. 9 is a sectional view taken along line 9-9 in FIG. 6.

The broken lines are used to show portions of the tire tread that are not being claimed, and thus form no part of the claimed design.

1 Claim, 9 Drawing Sheets



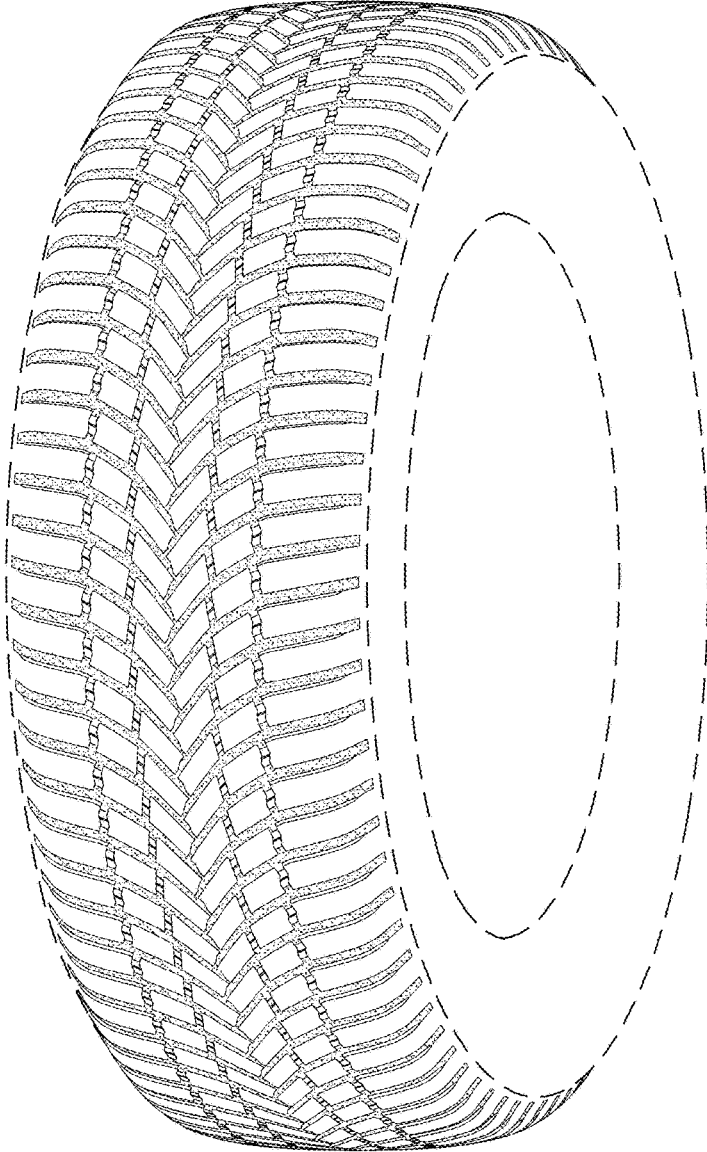


FIG.1

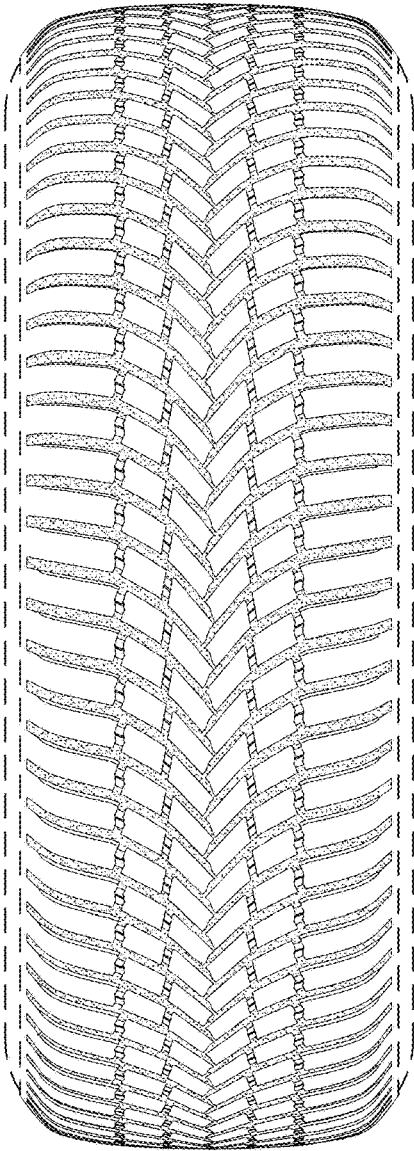


FIG.2

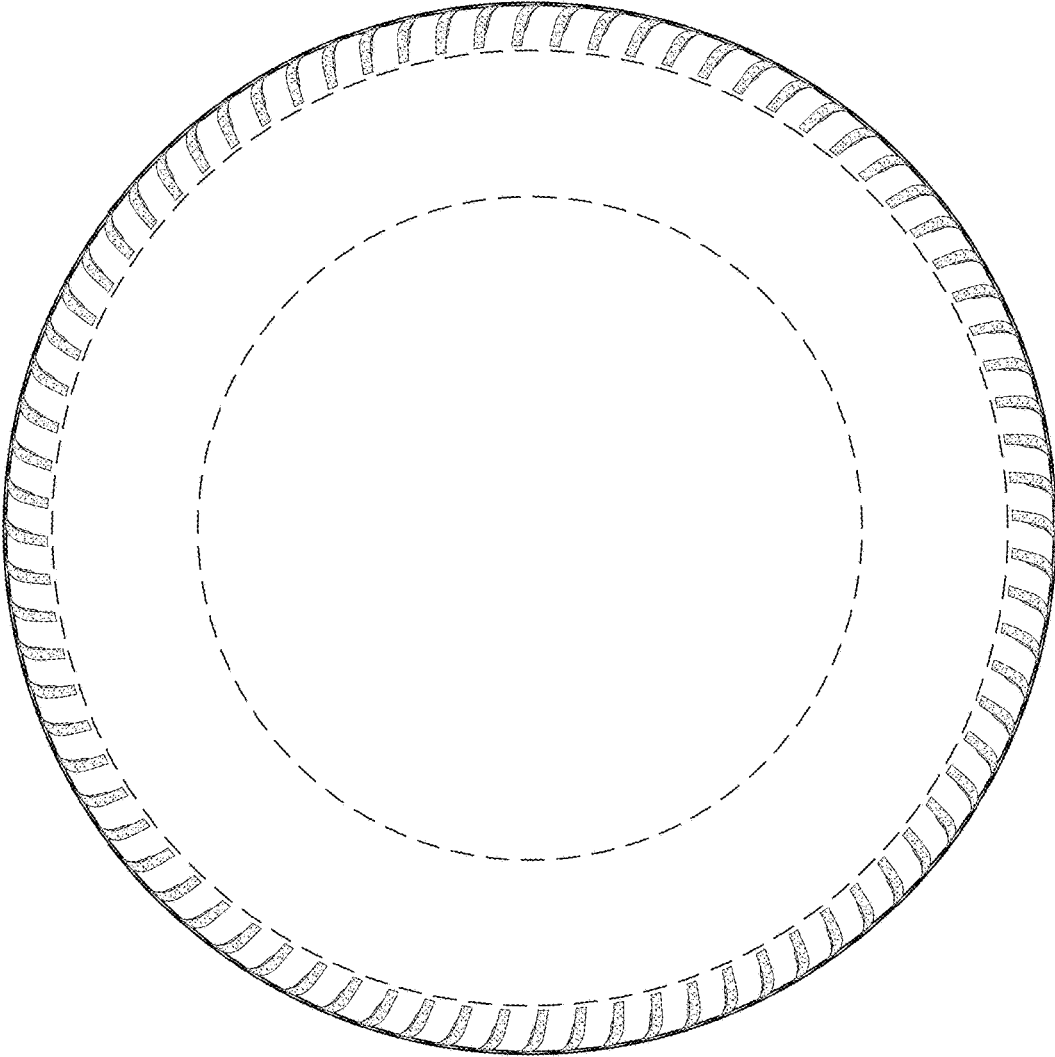


FIG.3

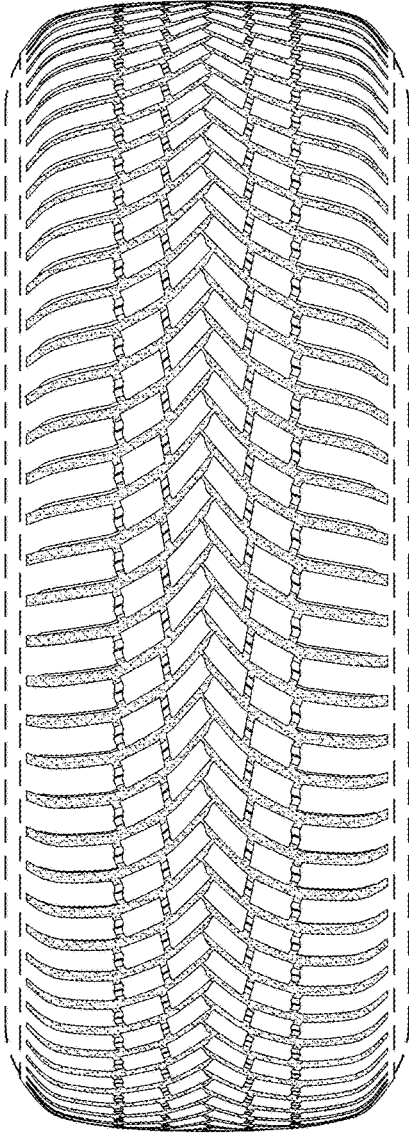


FIG.4




FIG.5

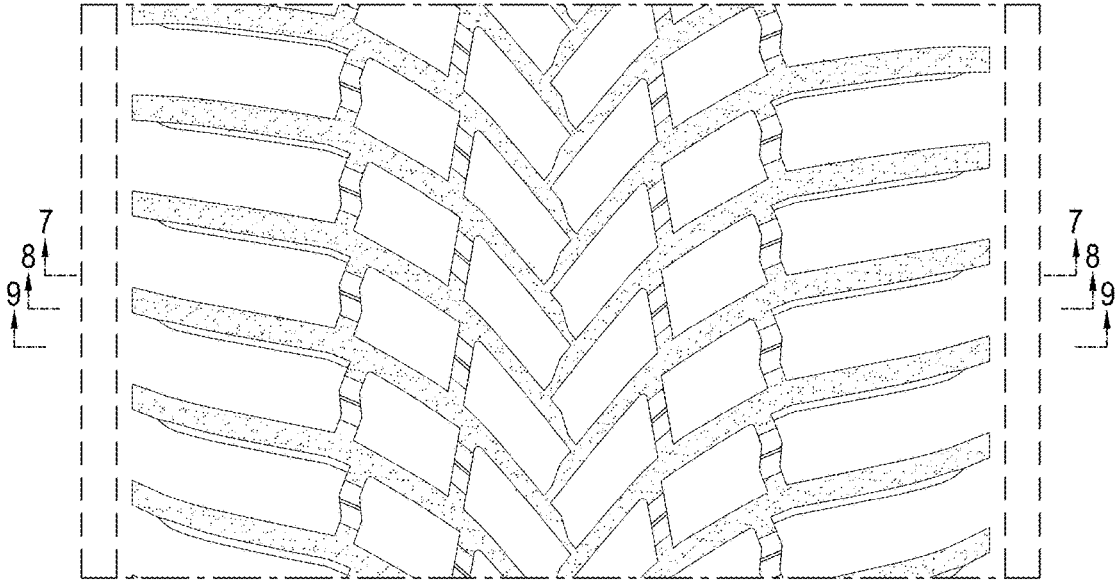


FIG.6




FIG.7




FIG.8




FIG.9