



US00D327797S

United States Patent [19]

[11] Patent Number: Des. 327,797

Martin

[45] Date of Patent: ** Jul. 14, 1992

[54] SUPPORTING DISPLAY UNIT FOR AN OVERHEAD

[75] Inventor: Lawrence G. Martin, Bountiful, Utah

[73] Assignee: Martin Door Manufacturing, Inc., Salt Lake City, Utah

[**] Term: 14 Years

[21] Appl. No.: 366,030

[22] Filed: Jun. 14, 1989

[52] U.S. Cl. D6/509; D20/10

[58] Field of Search D20/10, 18, 39, 38, D20/40, 41, 42; 40/584, 333, 606, 607, 608, 611, 624, 409; D25/58, 59, 60, 61; D6/332

[56] References Cited

U.S. PATENT DOCUMENTS

D. 312,177	11/1990	Walter et al.	D6/332
383,117	5/1888	Fitzgerald	248/455
411,482	9/1889	Wootton	248/455
2,920,244	1/1960	Mikot et al.	248/441.1
3,715,097	2/1973	Kalajian	248/455
3,980,267	9/1976	Palmer	248/455

FOREIGN PATENT DOCUMENTS

176863 10/1906 Fed. Rep. of Germany 248/455
950084 9/1949 France 248/455

Primary Examiner—Wallace R. Burke
Assistant Examiner—Marcus Jackson
Attorney, Agent, or Firm—J. Winslow Young

[57] CLAIM

The ornamental design for a supporting display unit for an overhead garage door, as shown and described.

DESCRIPTION

FIG. 1 is an enlarged perspective view of a supporting display unit for an overhead garage door showing my new design, with the broken line showing for illustrative purposes only and forming no part of the claimed design;

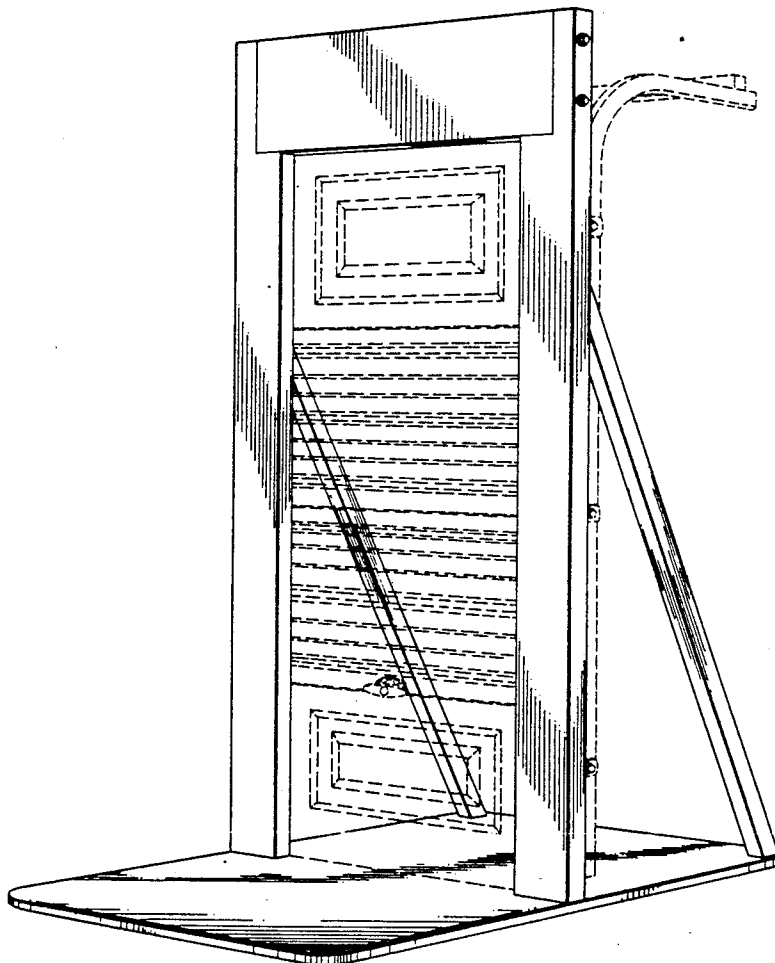
FIG. 2 is a top plan view thereof;

FIG. 3 is a front elevational view thereof;

FIG. 4 is a right side elevational view thereof, with the opposite side being a mirror image;

FIG. 5 is a rear elevational view thereof; and,

FIG. 6 is a bottom plan view thereof.



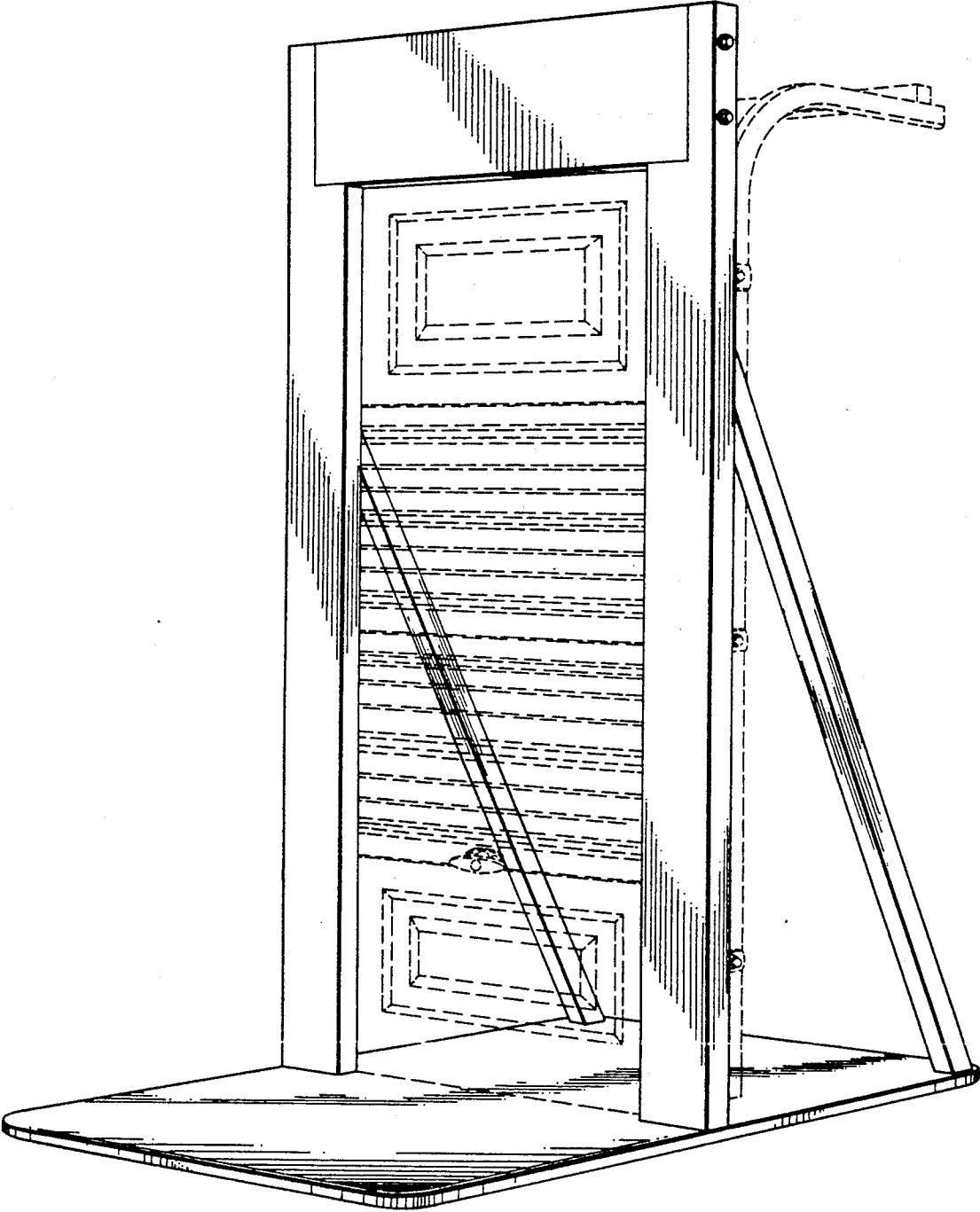


FIG. 1

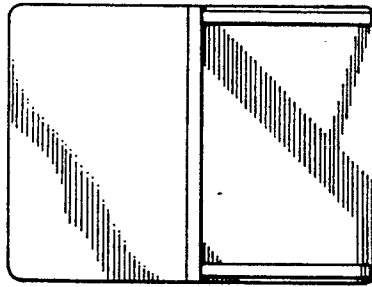


FIG. 2




FIG. 3

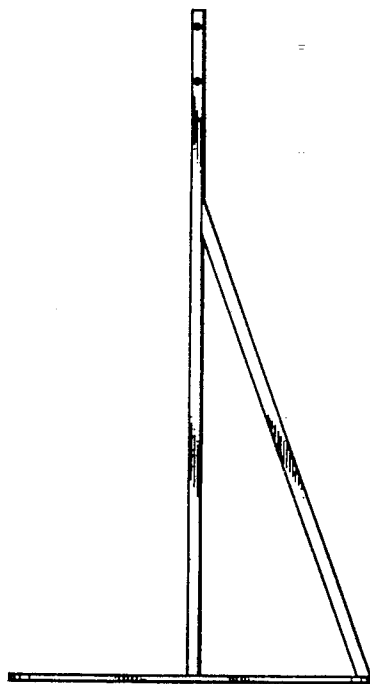


FIG. 4




FIG. 5

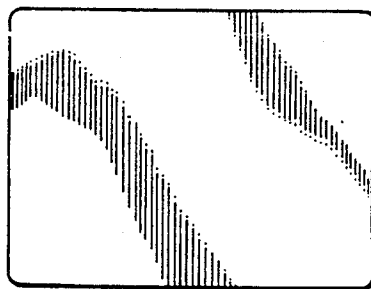


FIG. 6