



US00D854986S

(12) **United States Design Patent**
Beckles

(10) **Patent No.:** **US D854,986 S**

(45) **Date of Patent:** **** Jul. 30, 2019**

- (54) **REAR SPOILER FOR A VEHICLE**
- (71) Applicant: **Jaguar Land Rover Limited**, Whitley, Coventry (GB)
- (72) Inventor: **Earl Beckles**, Coventry (GB)
- (73) Assignee: **Jaguar Land Rover Limited**, Whitley, Coventry (GB)
- (**) Term: **15 Years**
- (21) Appl. No.: **29/615,604**
- (22) Filed: **Aug. 30, 2017**

D824,303 S *	7/2018	Wheel	D12/181
D828,251 S *	9/2018	Varga	D12/181
2012/0013147 A1*	1/2012	Ezaka	B29C 65/06 296/181.5
2015/0291232 A1*	10/2015	Watanabe	B60J 5/101 296/180.1

* cited by examiner

Primary Examiner — Susan E Krakower
Assistant Examiner — Jerry Shiuian-Hua Hsu
 (74) *Attorney, Agent, or Firm* — Wood Herron & Evans LLP

- (30) **Foreign Application Priority Data**
 Mar. 16, 2017 (EM) 003802479-0006
- (51) **LOC (11) CL.** **12-16**
- (52) **U.S. CL.**
 USPC **D12/181**
- (58) **Field of Classification Search**
 USPC D12/91, 96, 99, 400, 181, 182, 183, 184,
 D12/185, 190, 191, 192, 195
 CPC B62D 35/02; B62D 35/005; B62D 35/007;
 B29C 65/06; B60J 1/20; B60J 5/101
 See application file for complete search history.

(57) **CLAIM**


The ornamental design for a rear spoiler for a vehicle, as shown and described.

DESCRIPTION

FIG. 1 is a front top right perspective view of a rear spoiler for a vehicle according to the present invention.
 FIG. 2 is a rear left bottom perspective view thereof.
 FIG. 3 is a rear right top perspective view thereof.
 FIG. 4 is a front left bottom perspective view thereof.
 FIG. 5 is a front view thereof.
 FIG. 6 is a rear view thereof.
 FIG. 7 is a left side view thereof.
 FIG. 8 is a right side view thereof.
 FIG. 9 is a top view thereof.
 FIG. 10 is a bottom view thereof; and,
 FIG. 11 is a top view thereof in condition of use.
 The dash-dot broken lines, the dash-dash broken lines, and the area encapsulated by the broken lines showing a vehicle, illustrates environmental structure that forms no part of the claimed design.

- (56) **References Cited**
 U.S. PATENT DOCUMENTS
 D586,711 S * 2/2009 Sato D12/181
 D726,608 S * 4/2015 Curic D12/181
 D763,149 S * 8/2016 Wheel D12/181
 D777,627 S * 1/2017 Patel D12/181
 D801,858 S * 11/2017 Hagino D12/91
 D816,568 S * 5/2018 Scheinhutte D12/181
 D817,828 S * 5/2018 Scheinhutte D12/181

1 Claim, 11 Drawing Sheets



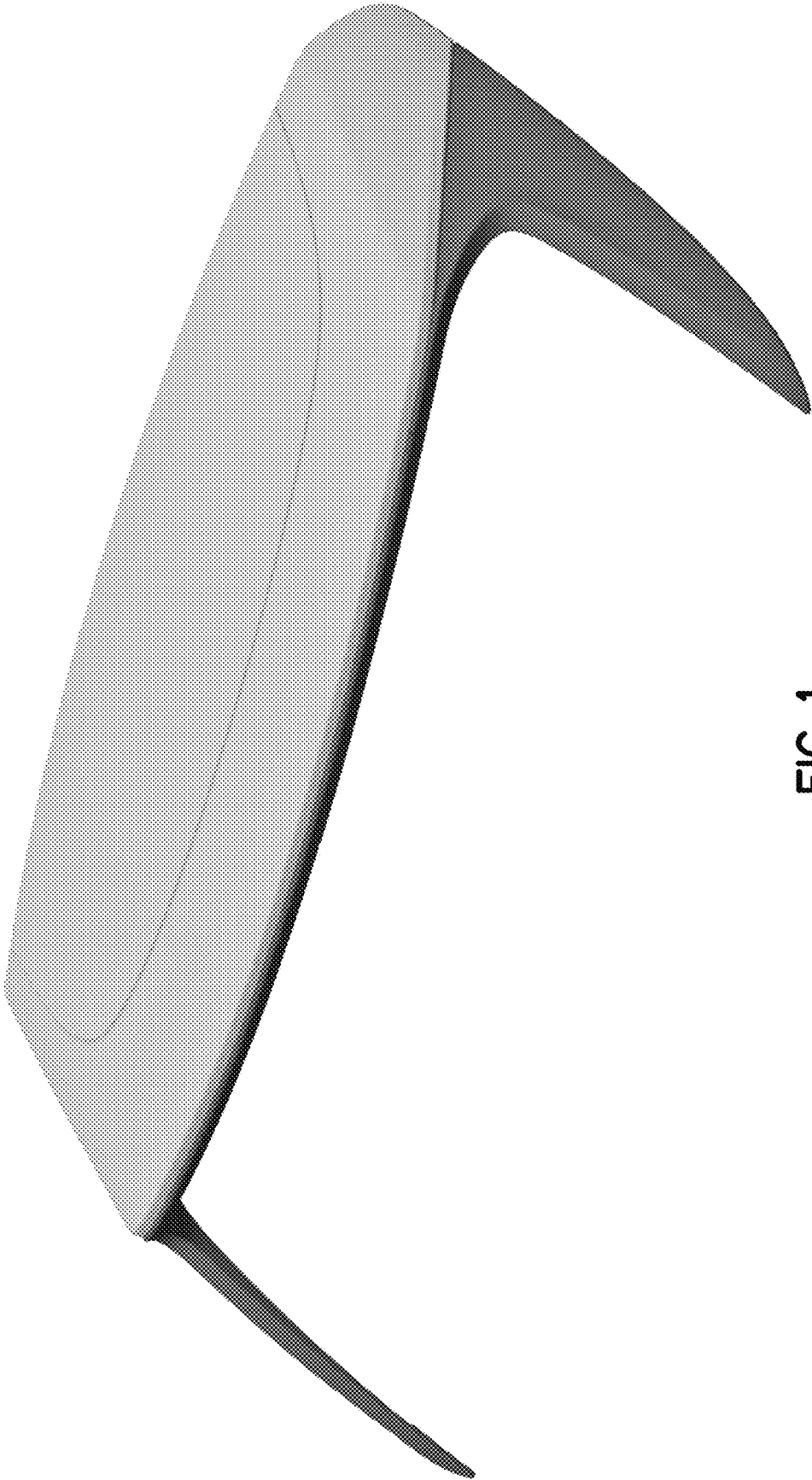


FIG. 1

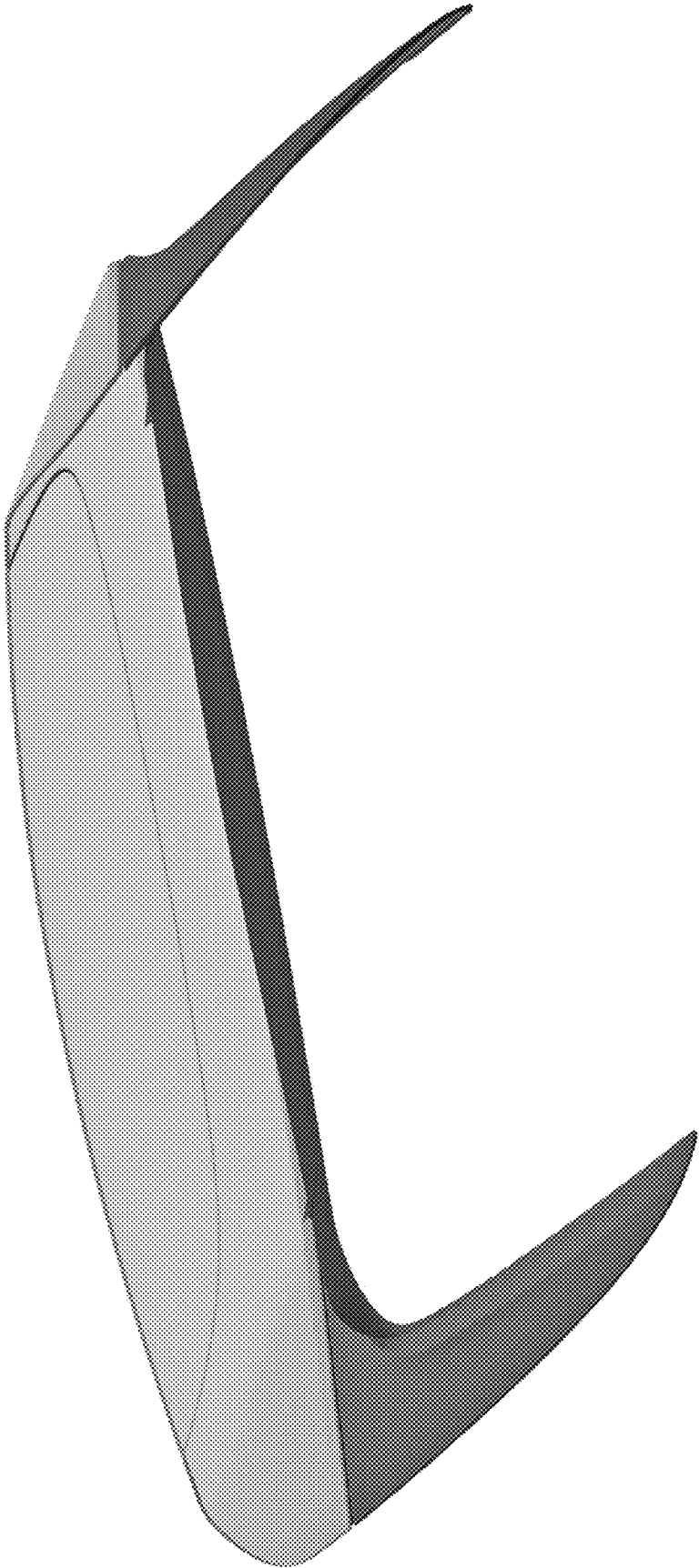


FIG. 2

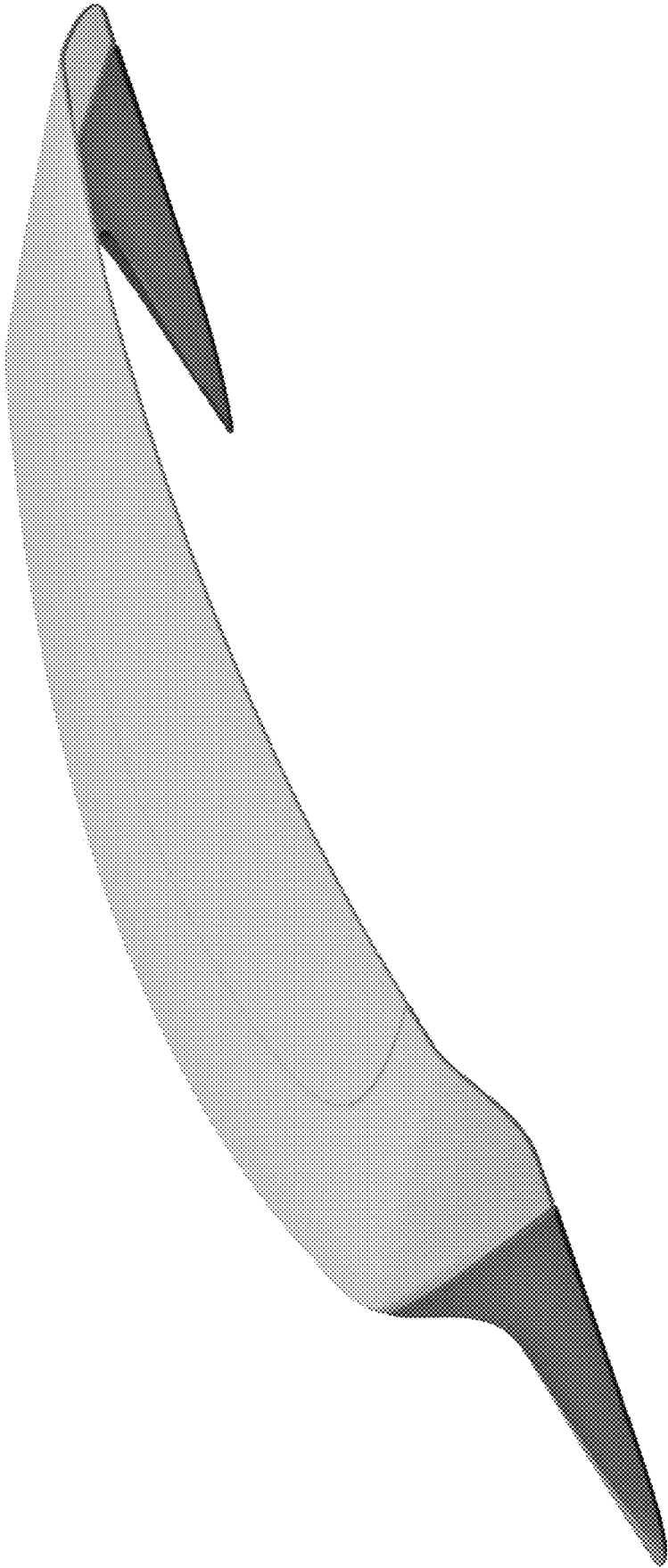


FIG. 3




FIG. 4




FIG. 5




FIG. 6




FIG. 7




FIG. 8

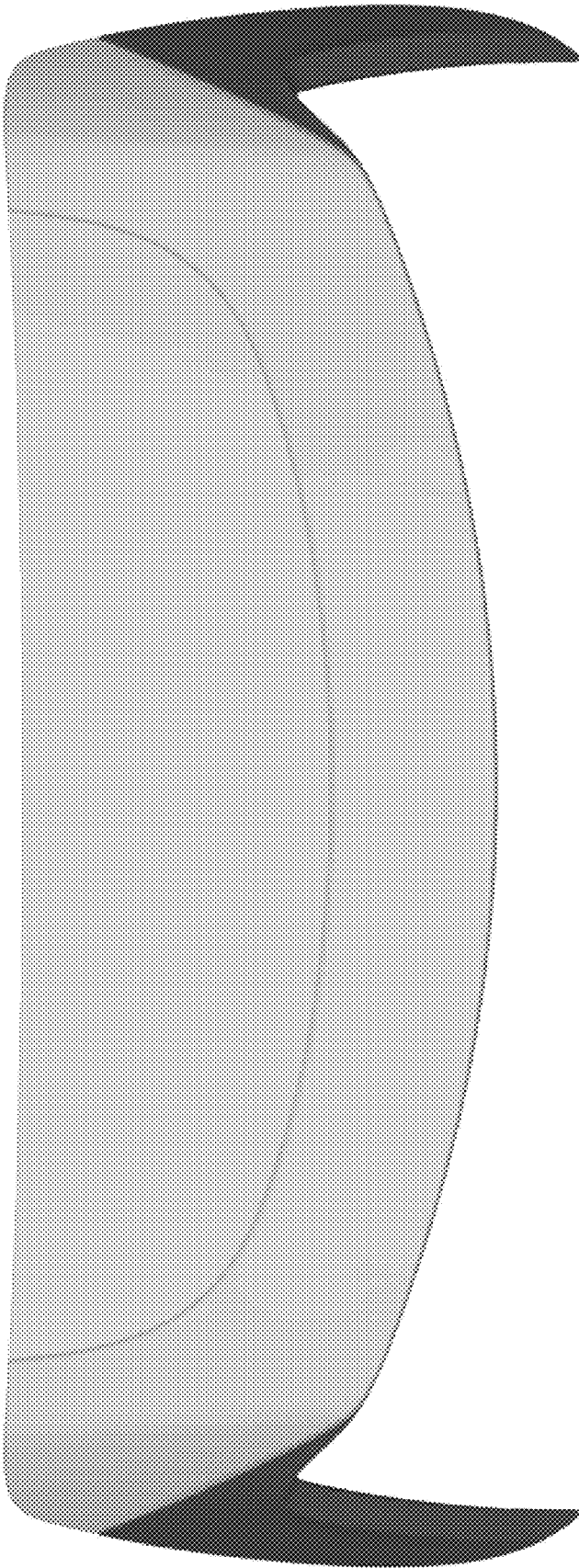


FIG. 9

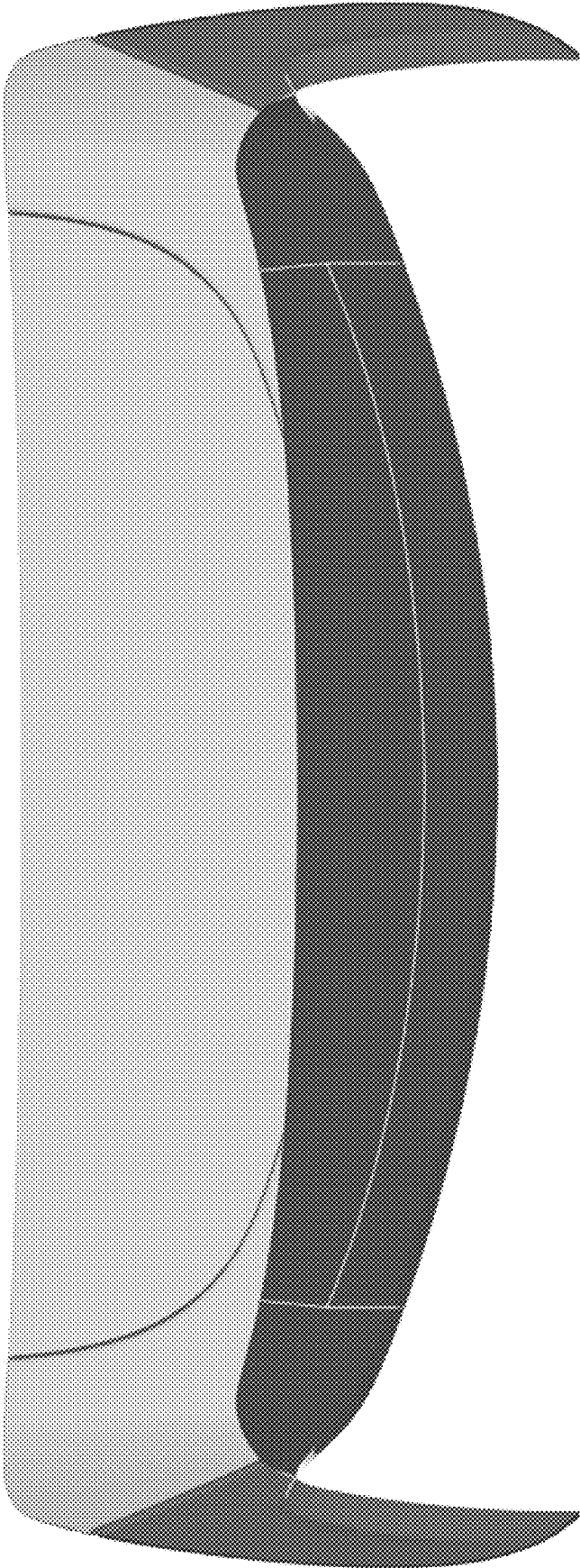


FIG. 10

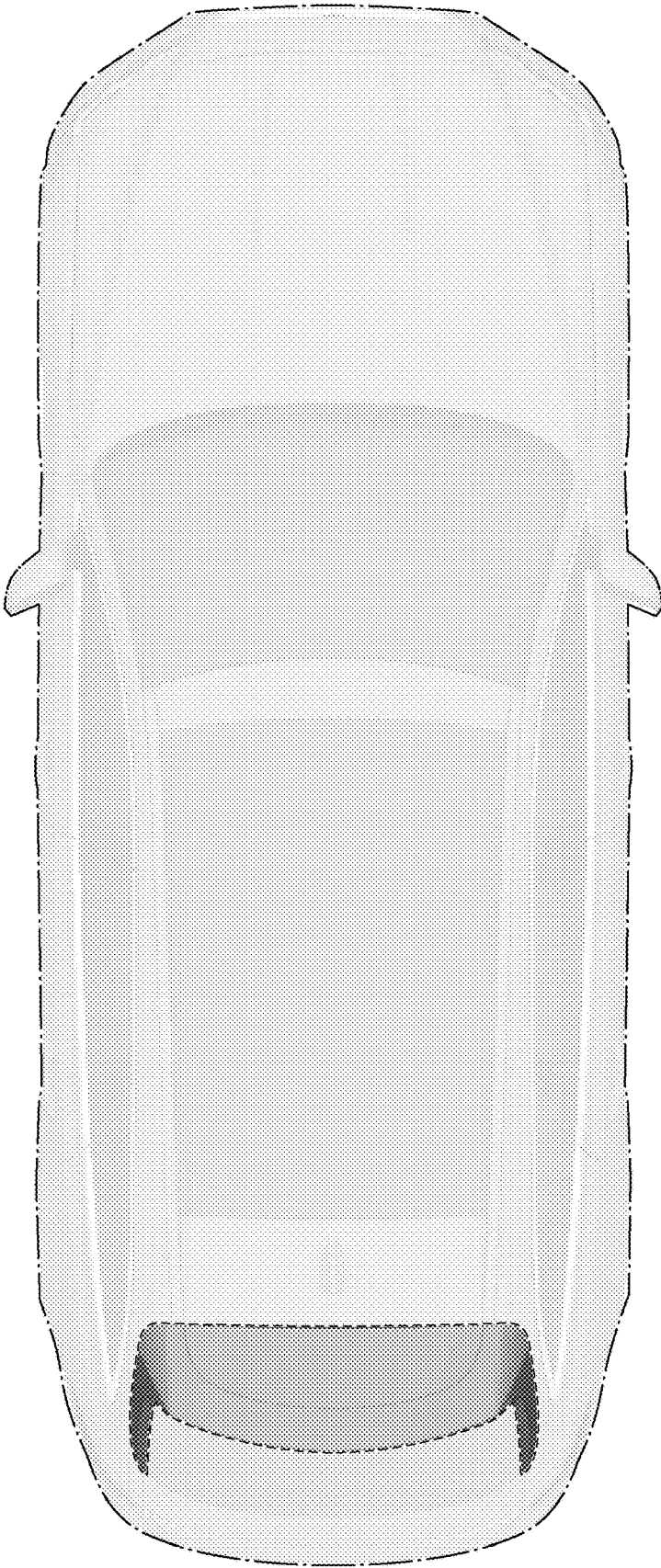


FIG. 11