



US00D896213S

(12) **United States Design Patent**  
**Lee et al.**

(10) **Patent No.:** **US D896,213 S**  
(45) **Date of Patent:** **\*\* Sep. 15, 2020**

- (54) **CASE FOR ELECTRONIC DEVICES**
- (71) Applicant: **SPIGEN KOREA CO., LTD.**, Seoul (KR)
- (72) Inventors: **Jong Hwa Lee**, Seoul (KR); **Bum Joon Lee**, Seoul (KR)
- (73) Assignee: **Spigen Korea CO., LTD.**, Seoul (KR)
- (\*\*) Term: **15 Years**
- (21) Appl. No.: **29/722,559**
- (22) Filed: **Jan. 30, 2020**

**Related U.S. Application Data**

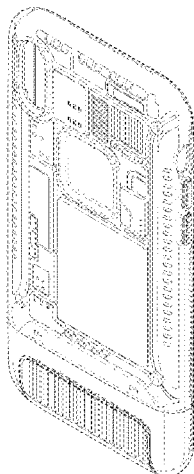
- (63) Continuation of application No. 29/641,935, filed on Mar. 26, 2018, now Pat. No. Des. 877,133.
  - (51) **LOC (12) Cl.** ..... **14-03**
  - (52) **U.S. Cl.**  
USPC ..... **D14/250**
  - (58) **Field of Classification Search**  
USPC ..... D3/201, 212, 218, 226, 227, 247, 249, D3/250, 269, 303; D13/103, 107, 108, D13/119; D14/137, 138 R, 138 AA, D14/138 C, 138 G, 172, 192, D14/203.3–203.7, 217, 238.1, 247, 248, D14/250–253, 434, 440, 447, 496  
CPC ..... H04B 1/3888; H04M 1/0283; H04M 1/0202; A45C 1/06; A45C 2011/002; A45C 11/00; A45F 2005/028; A45F 2200/0525
- See application file for complete search history.

(56) **References Cited**

**U.S. PATENT DOCUMENTS**

- 5,175,873 A \* 12/1992 Goldenberg ..... H04B 1/086 340/815.76
- D363,920 S † 11/1995 Roberts ..... D13/182
- D428,527 S \* 7/2000 Freeman ..... D28/8.2
- D452,041 S † 12/2001 Freeman ..... D28/8.2
- D471,167 S † 3/2003 Ebihara ..... D13/182
- D471,524 S † 3/2003 Ebihara ..... D13/182
- D505,925 S † 6/2005 Koo ..... D13/182

- D558,921 S \* 1/2008 Schwartz ..... D28/8.1
- D575,056 S † 8/2008 Tan ..... D3/201
- D576,577 S † 9/2008 Kobayashi ..... D13/182
- D582,149 S \* 12/2008 Tan ..... D3/201
- D597,067 S † 7/2009 Oh ..... D14/20
- 7,612,997 B1 † 11/2009 Diebel ..... G06F 1/1632 361/67
- D609,463 S † 2/2010 Bullen ..... D3/218
- D618,230 S † 6/2010 Brown ..... D14/25
- D623,180 S † 9/2010 Diebel ..... D14/25
- D623,640 S † 9/2010 Freeman ..... D14/25
- D624,909 S † 10/2010 Huskinson ..... D14/25
- D626,121 S † 10/2010 Richardson ..... D14/25
- D626,538 S † 11/2010 Brown ..... D14/25
- D626,539 S † 11/2010 Brown ..... D14/25
- D626,540 S † 11/2010 Brown ..... D14/25
- D637,589 S † 5/2011 Willes ..... D14/25
- D642,169 S † 7/2011 Andre ..... D14/25
- D644,218 S † 8/2011 Akana ..... D14/25
- D646,264 S † 10/2011 Dong ..... D14/25
- D646,265 S † 10/2011 Fathollahi ..... D14/25
- D647,072 S † 10/2011 Bentley ..... D13/182
- D647,084 S † 10/2011 Fathollahi ..... D14/25
- D652,031 S † 1/2012 Fahrendorff ..... D14/25
- D654,068 S † 2/2012 Monaco ..... D14/25
- D658,165 S † 4/2012 Freeman ..... D14/25
- D662,923 S † 7/2012 Piedra ..... D14/25
- 8,245,842 B2 \* 8/2012 Bau ..... B65D 85/00 206/305
- D669,458 S † 10/2012 Wilson ..... D14/25
- 8,286,789 B2 † 10/2012 Wilson ..... A45C 11/00 206/32
- D676,432 S † 2/2013 Hasbrook ..... D14/25
- D676,844 S † 2/2013 Weller ..... D14/25
- D678,869 S † 3/2013 Diebel ..... D14/25
- 8,457,701 B2 † 6/2013 Diebel ..... H04B 1/3888 455/57
- D685,779 S † 7/2013 Schriefer ..... D14/250
- D687,027 S † 7/2013 Melanson ..... D14/25
- D694,222 S † 11/2013 Thompson ..... D14/238.1
- D694,743 S † 12/2013 Monaco ..... D14/25
- D696,239 S † 12/2013 Murchison ..... D14/25
- 8,613,992 B2 \* 12/2013 Hsu ..... G06F 1/1613 428/343
- D698,774 S † 2/2014 Wardy ..... D14/25
- D703,197 S † 4/2014 Melanson ..... D14/25
- 8,695,798 B2 \* 4/2014 Simmer ..... G06F 1/1626 206/320
- D711,860 S † 8/2014 Daniel ..... D14/25
- D712,892 S † 9/2014 Hong ..... D14/25
- D718,293 S † 11/2014 Namminga ..... D14/25
- D718,754 S † 12/2014 To ..... D14/25
- D718,755 S † 12/2014 To ..... D14/25



D719,559	S	‡	12/2014	Dukerschein	.....	D14/25
D720,733	S		1/2015	Fathollahi		
D720,736	S	*	1/2015	Chen	.....	D14/250
D720,737	S	‡	1/2015	Chen	.....	D14/250
D721,360	S	‡	1/2015	Laffon de Mazieres	.....	D14/25
D721,687	S	‡	1/2015	To	.....	D14/25
D722,310	S		2/2015	Diebel		
D722,311	S		2/2015	Diebel		
D723,531	S	‡	3/2015	Katzke	.....	D14/250
D727,885	S	‡	4/2015	Requa	.....	D14/250
9,004,275	B2	‡	4/2015	Lee	.....	A45C 11/00 206/32
D735,184	S	‡	7/2015	Lee	.....	D14/25
D738,857	S	‡	9/2015	Kim	.....	D14/217
D739,383	S	‡	9/2015	Park	.....	D14/217
D740,798	S	‡	10/2015	Poon	.....	D14/25
D745,476	S	‡	12/2015	Ronse	.....	D13/182
9,199,432	B2	*	12/2015	Planche	.....	A45C 11/00
D747,708	S	*	1/2016	Roberts	.....	D14/250
D749,552	S	‡	2/2016	Jia	.....	D14/250
D754,115	S	‡	4/2016	Lin	.....	D14/250
D755,167	S	‡	5/2016	Chen	.....	D14/248
D765,643	S	‡	9/2016	Witter	.....	D14/25
9,451,066	B1	*	9/2016	Jia	.....	H04M 1/0283
D779,470	S	‡	2/2017	Kim	.....	D14/25
D780,742	S	‡	3/2017	Guerdrum	.....	D14/25
D799,438	S	‡	10/2017	Takahashi	.....	D13/182
D819,621	S		6/2018	Diebel		
D819,622	S	‡	6/2018	Wright	.....	D14/25
D830,355	S		10/2018	Fathollahi		
D834,013	S		11/2018	Andre et al.		
D843,995	S		3/2019	Skovsted et al.		
D845,292	S		4/2019	Fitzgerald et al.		
D847,131	S		4/2019	Akana et al.		
D854,533	S	*	7/2019	Thompson	.....	D14/250
2011/0259664	A1	‡	10/2011	Freeman	.....	A45C 11/00 181/20
2016/0056856	A1	‡	2/2016	Diebel	.....	H04B 1/3888 264/25

OTHER PUBLICATIONS

Concept imagines low-cost iPhone with translucent iMac G#—inspired plastic in multiple colors, publication date Apr. 3, 2013, [online][site visited May 5, 2020] URL: <https://9to5mac.com/2013/04/03/concept-imagines-low-cost-iphone-with-translucent-imac-g3-inspired-plastic-in-multiple-colors/> (Year: 2013).\*

“Incise iPhone 3&3GS Metallic Slider Case (Gunmetal)”, <https://www.amazon.com/Incise-iPhone-Metallic-Slider-Gunmetal/dp/B002NLHV5Q>, Downloaded Jun. 3, 2016, 5 pages.‡

“Spigen Ultra Hybrid iPhone 7 Plus Case with Air Cushion Technology and Hybrid Drop Protection for Apple iPhone 7 Plus 2016—Crystal Clear”, <https://www.amazon.com/dp/B01G1WGFMU>, Earliest review date of Sep. 6, 2016, Downloaded on Jan. 8, 2019.‡

“Spigen Ultra Hybrid S iPhone Seven Plus Case with Air Cushion Technology and Magnetic Metal Kickstand for Apple iPhone Seven Plus Two Thousand and Sixteen Clear Black”, <https://www.amazon.com/dp/B01LRSF986>, Earliest review date of Sep. 7, 2016, Downloaded on Jan. 8, 2019.‡

“Spigen Ultra Hybrid iPhone 7 Case with Air Cushion Technology and Hybrid Drop Protection for iPhone 7 2016—Black”, <https://www.amazon.com/dp/B01GIVXBVY>, Earliest review date of Sep. 1, 2016, Downloaded on Jan. 8, 2019.‡

“Spigen Ultra Hybrid [2nd Generation] iPhone 7 Case/iPhone 8 Case with Air Cushion Technology for Apple iPhone 7 (2016)/iPhone 8 (2017)—Crystal Clear”, <https://www.amazon.com/dp/B01M0USRWG>, Earliest review date of Jan. 17, 2017, Downloaded on Jan. 8, 2019.‡

“Spigen Ultra Hybrid Galaxy A5 2017 Case with Air Cushion Technology and Hybrid Drop Protection for Samsung Galaxy A5 (2017)—Crystal Clear”, <https://www.amazon.com/dp/B01NCJOZ1C>, Earliest review date of Mar. 2, 2017, Downloaded on Jan. 8, 2019.‡

“Spigen Ultra Hybrid [2nd Generation] iPhone 8 Plus Case/iPhone 7 Plus Case with Clear Protection and Air Cushion Technology for iPhone 8 Plus (2017) / iPhone 7 Plus (2016)—Crystal Clear”,

<https://www.amazon.com/dp/B01MXKNPQ5>, Earliest review date of Jan. 9, 2017, Downloaded on Jan. 8, 2019.‡

“Spigen Ultra Hybrid S iPhone 7 Case with Air Cushion Technology and Magnetic Metal Kickstand for iPhone 7 2016—Crystal Clear”, <https://www.amazon.com/dp/B01J9DVBWE>, Earliest review date of Sep. 13, 2016, Downloaded on Jan. 8, 2019.‡

“iPhone 6s Plus Case, Spigen [Ultra Hybrid] Air Cushion [Crystal Clear] Clear back panel + TPU bumper for iPhone 6 Plus (2014) / 6s Plus (2015)—Crystal Clear (SGP11644)”, <https://www.amazon.com/dp/B010MVRC20>, Earliest review date of Sep. 15, 2015, Downloaded on Jan. 4, 2019.‡

“Spigen Ultra Hybrid iPhone SE Case with Air Cushion Technology and Hybrid Drop Protection for iPhone SE 2016—Crystal Clear”, <https://www.amazon.com/dp/B01BEDO0OS>, Earliest review date of Apr. 15, 2016, Downloaded on Jan. 4, 2019.‡

“Spigen Ultra Hybrid TECH iPhone 6S Plus Case with Bumper Protection for iPhone 6S Plus 2015—Crystal White”, <https://www.amazon.com/dp/B013TKNI0C>, Earliest review date of Oct. 26, 2015, Downloaded on Jan. 4, 2018.‡

“Spigen Ultra Hybrid iPhone 6 Case with Air Cushion Technology and Hybrid Drop Protection for iPhone 6S / iPhone 6—Crystal Clear”, <https://www.amazon.com/dp/B00JH88D10>, Earliest review date of Jul. 10, 2014, Downloaded on Dec. 28, 2018.‡

“Spigen Ultra Hybrid iPhone 6S Case with Air Cushion Technology and Hybrid Drop Protection for iPhone 6S / iPhone 6—Crystal Clear”, <https://www.amazon.com/dp/B010MVJNTK>, Earliest review date of Aug. 31, 2015, Downloaded on Dec. 28, 2018.‡

“Spigen Ultra Hybrid iPhone 5S / 5 Case with Air Cushion Technology and Hybrid Drop Protection for iPhone 5S / iPhone 5—Crystal Clear”, <https://www.amazon.com/dp/B00G3JCFNC>, Earliest review date of Sep. 10, 2013, Downloaded on Jan. 4, 2019.‡

“Totally Clear iPhone X Mod!”, posted Nov. 8, 2017, [online][site visited Jan. 24, 2019]&lt;URL: <https://www.youtube.com/watch?v=m71JrUtlm64&g>; (Year: 2017).‡

Make your iPhone look like an iMac G3 with these limited-edition cases, SPiGen Classic C1 cases, publication date May 15, 2018, [online][site visited Oct. 8, 2019] URL: <https://www.digitalartsonline.co.uk/news/creative-hardware/make-your-iphone-look-like-imac-g3-with-these-limited-edition-cases/> (Year: 2018).‡

\* cited by examiner  
‡ imported from a related application

Primary Examiner — Susan E Krakower  
Assistant Examiner — L. A. Grabenstetter  
(74) Attorney, Agent, or Firm — Heedong Chae; Lucem, PC

(57) CLAIM

The ornamental design for a case for electronic communications device, as shown and described.

DESCRIPTION

FIG. 1 is a front perspective view of a case for electronic devices, comprised of an inner shell, upper outer frame, and lower outer frame, showing my new design;  
FIG. 2 is a rear perspective view thereof;  
FIG. 3 is a front elevational view thereof;  
FIG. 4 is a rear elevational view thereof;  
FIG. 5 is a left side elevational view thereof;  
FIG. 6 is a right side elevational view thereof;  
FIG. 7 is an enlarged top plan view thereof;  
FIG. 8 is an enlarged bottom plan view thereof;  
FIG. 9 is a front perspective view of the inner shell, shown isolated from the case for electronic devices for clarity;  
FIG. 10 is a rear perspective view of the inner shell, shown isolated from the case for electronic devices for clarity;

FIG. 11 is a front perspective view of the upper outer frame, shown isolated from the case for electronic devices for clarity;

FIG. 12 is a rear perspective view of the upper outer frame, shown isolated from the case for electronic devices for clarity;

FIG. 13 is a front perspective view of the lower outer frame, shown isolated from the case for electronic devices for clarity;

FIG. 14 is a rear perspective view of the lower outer frame, shown isolated from the case for electronic devices for clarity;

FIG. 15 is a front exploded perspective view of the case for electronic devices; and,

FIG. 16 is a rear exploded perspective view of the case for electronic devices.

The broken lines depict portions of the case for electronic devices that form no part of the claimed design.

**1 Claim, 16 Drawing Sheets**

FIG. 1

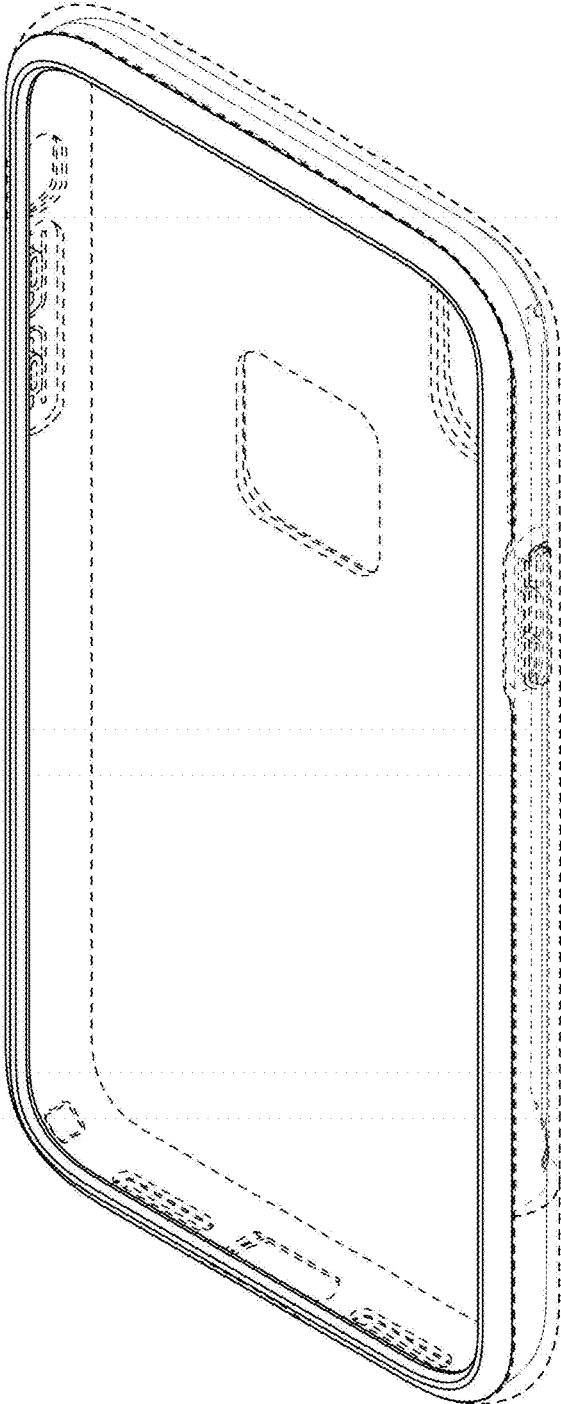


FIG. 2

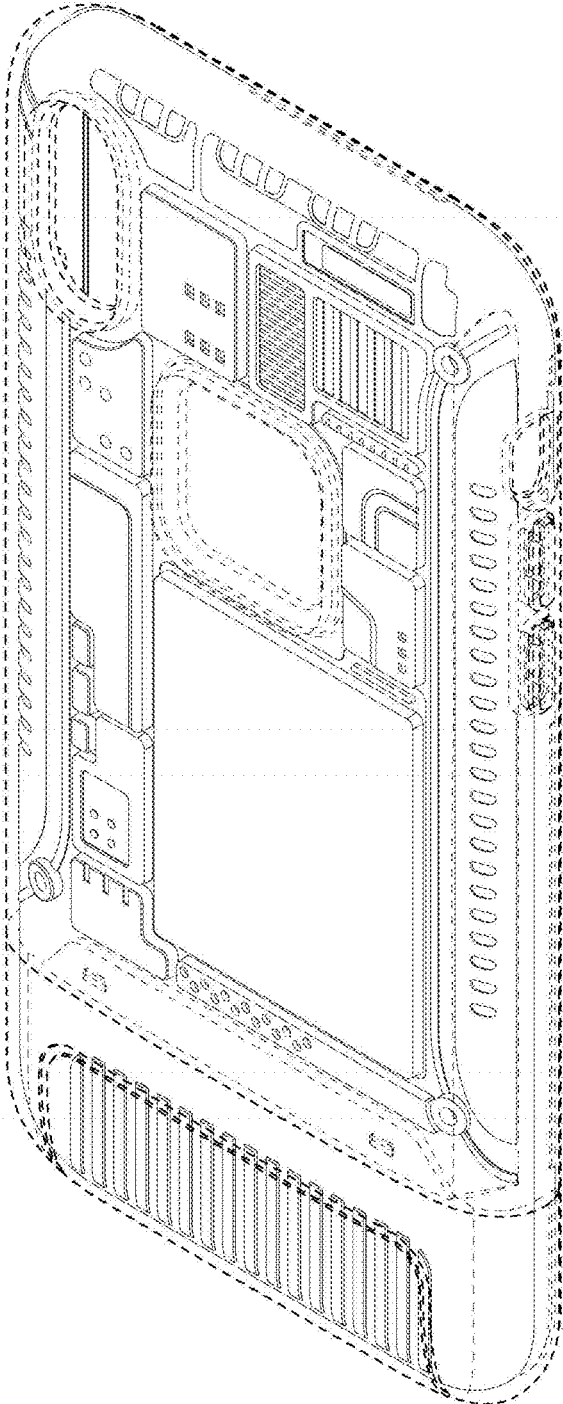


FIG. 3




FIG. 4

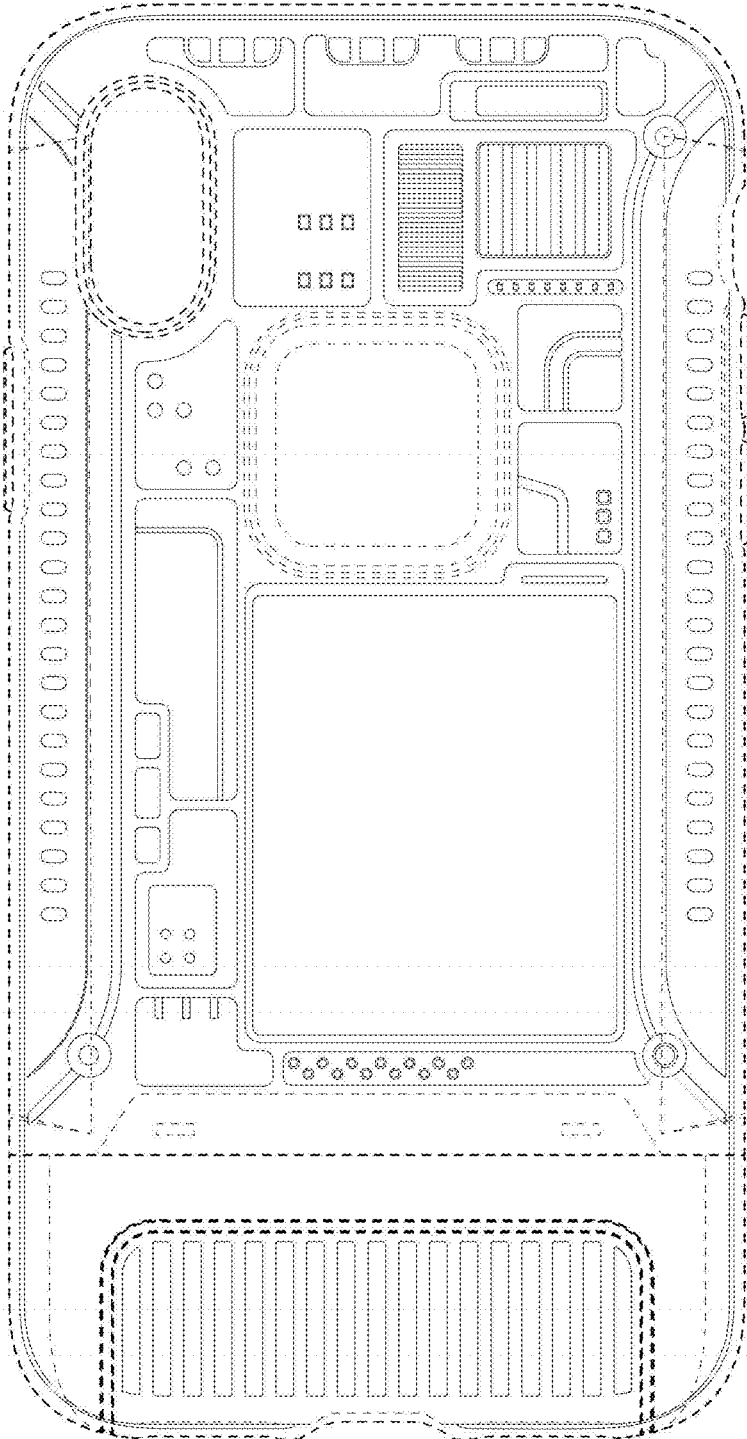


FIG. 5

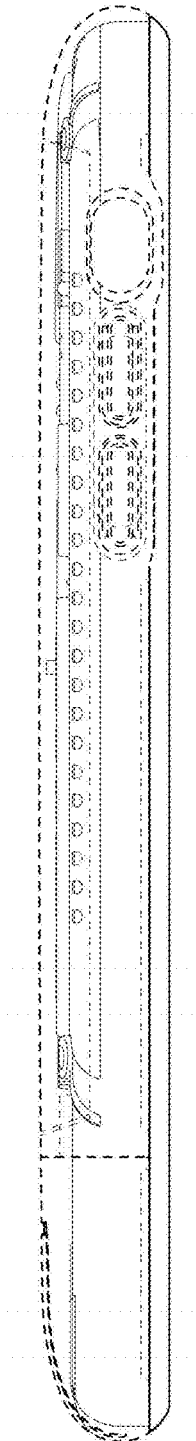




FIG. 6

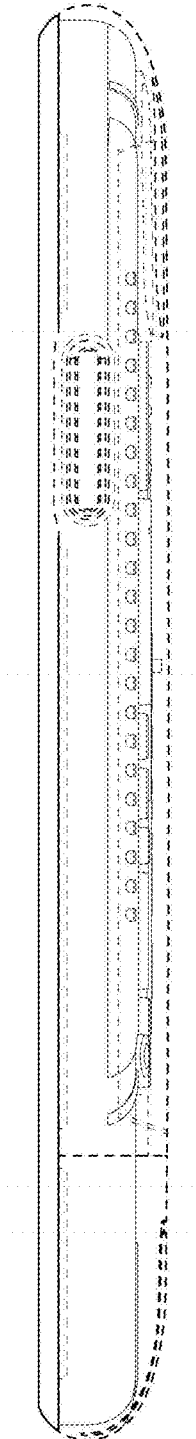


FIG. 7




FIG. 8

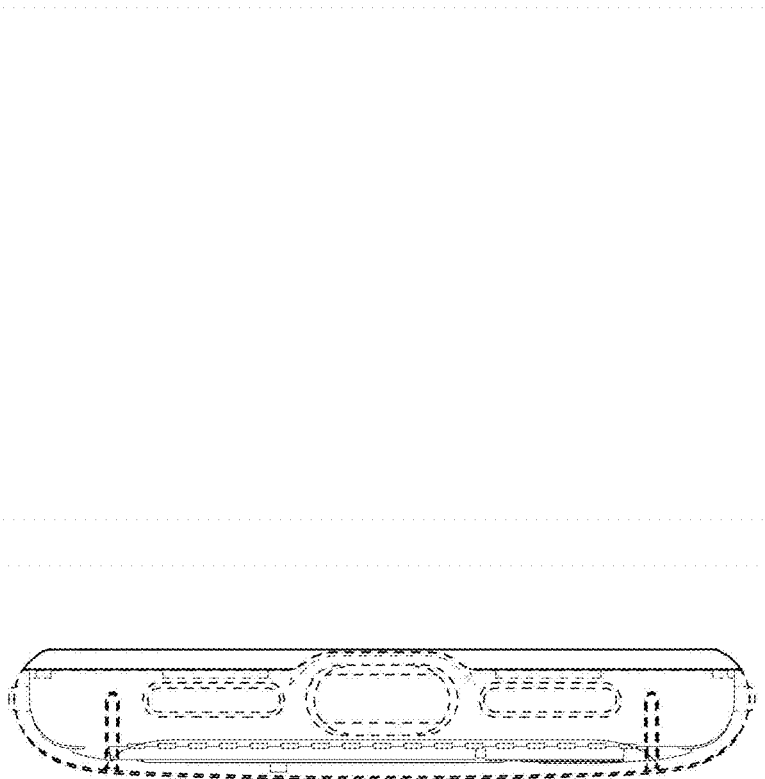


FIG. 9

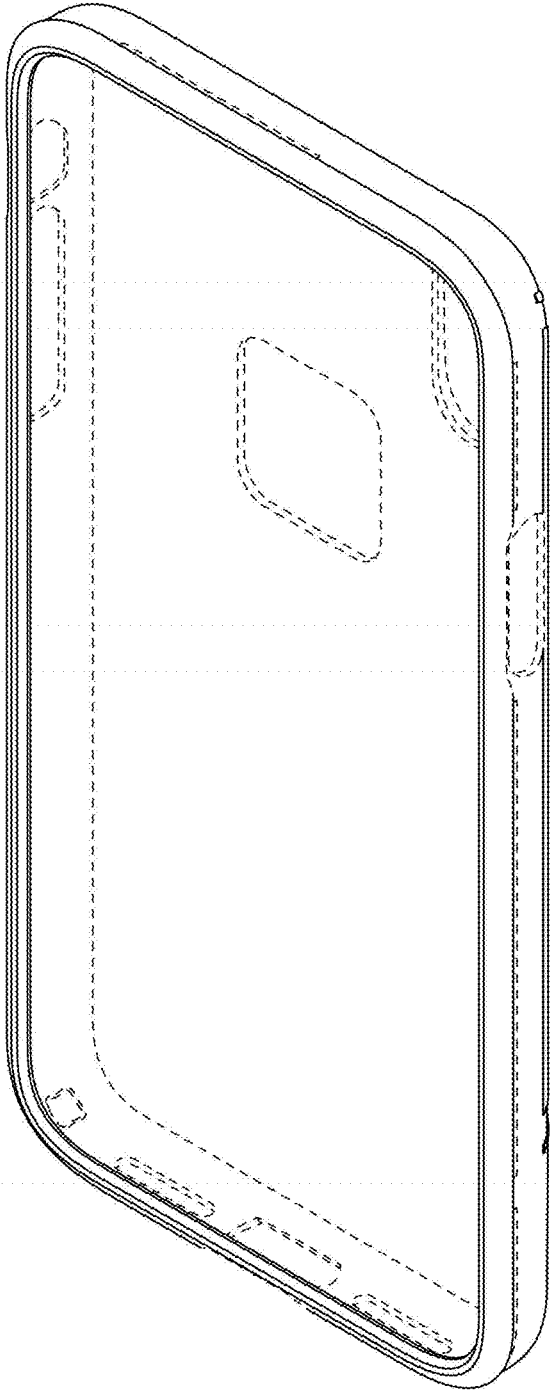


FIG. 10

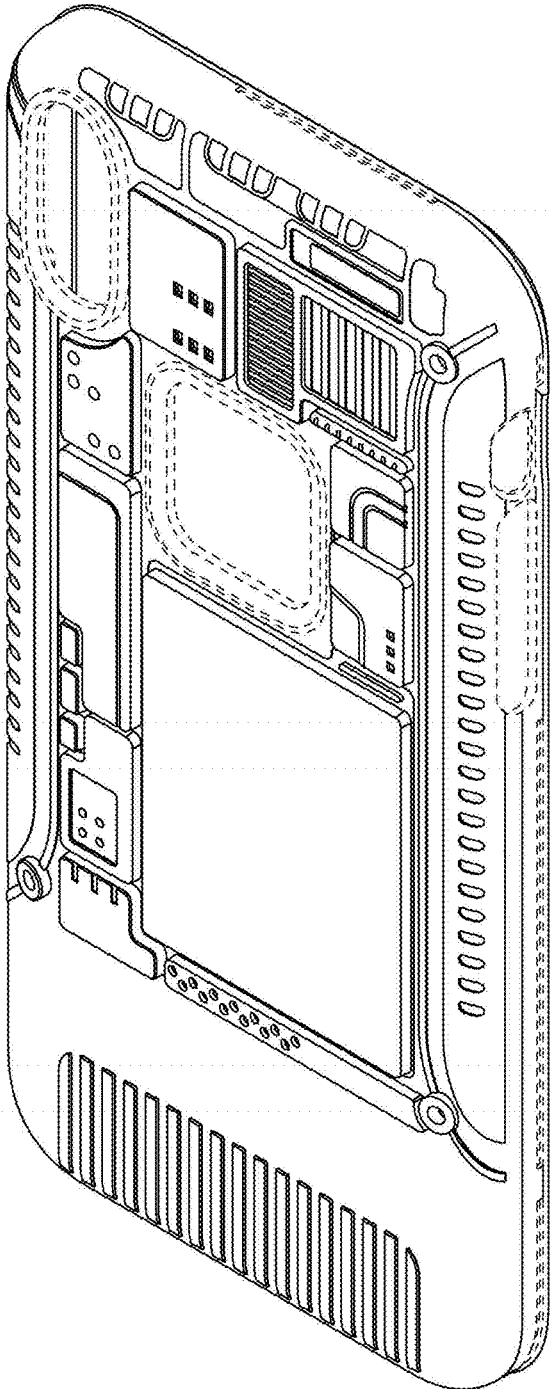


FIG. 11

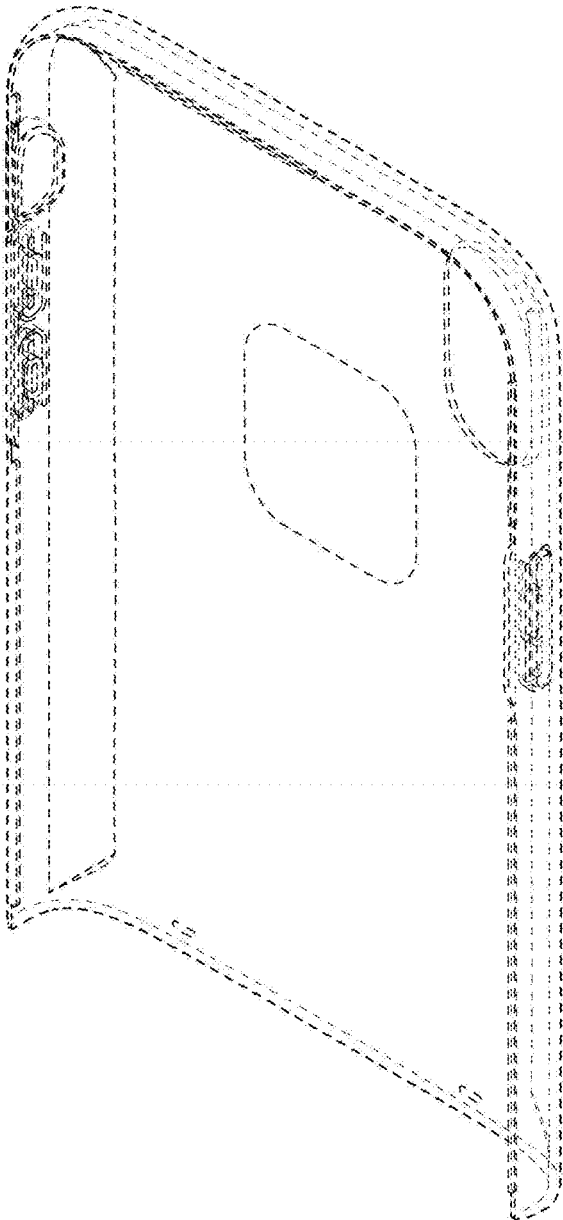


FIG. 12

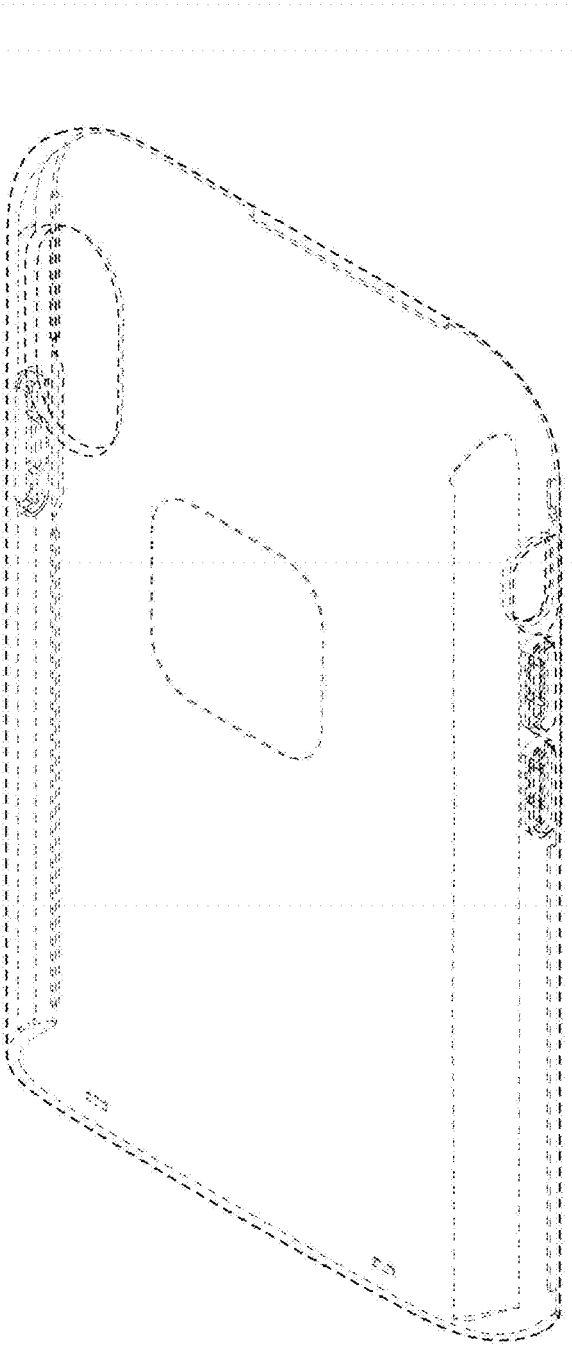


FIG. 13

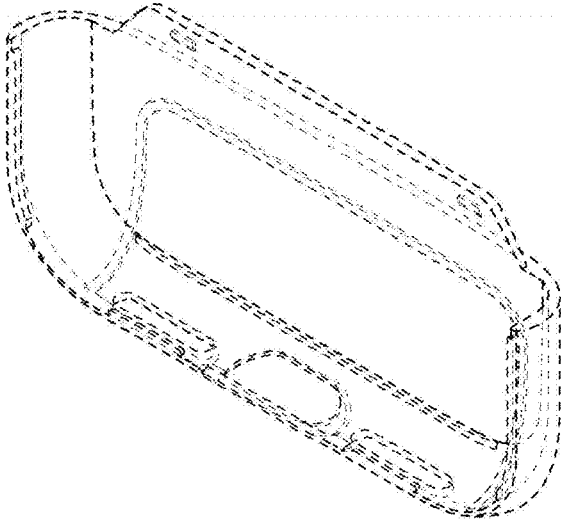




FIG. 14

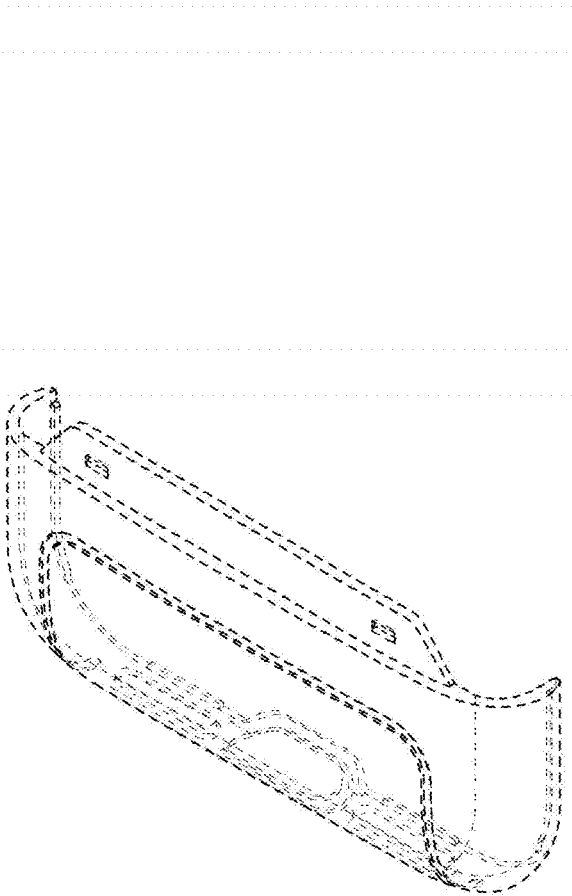


FIG. 15

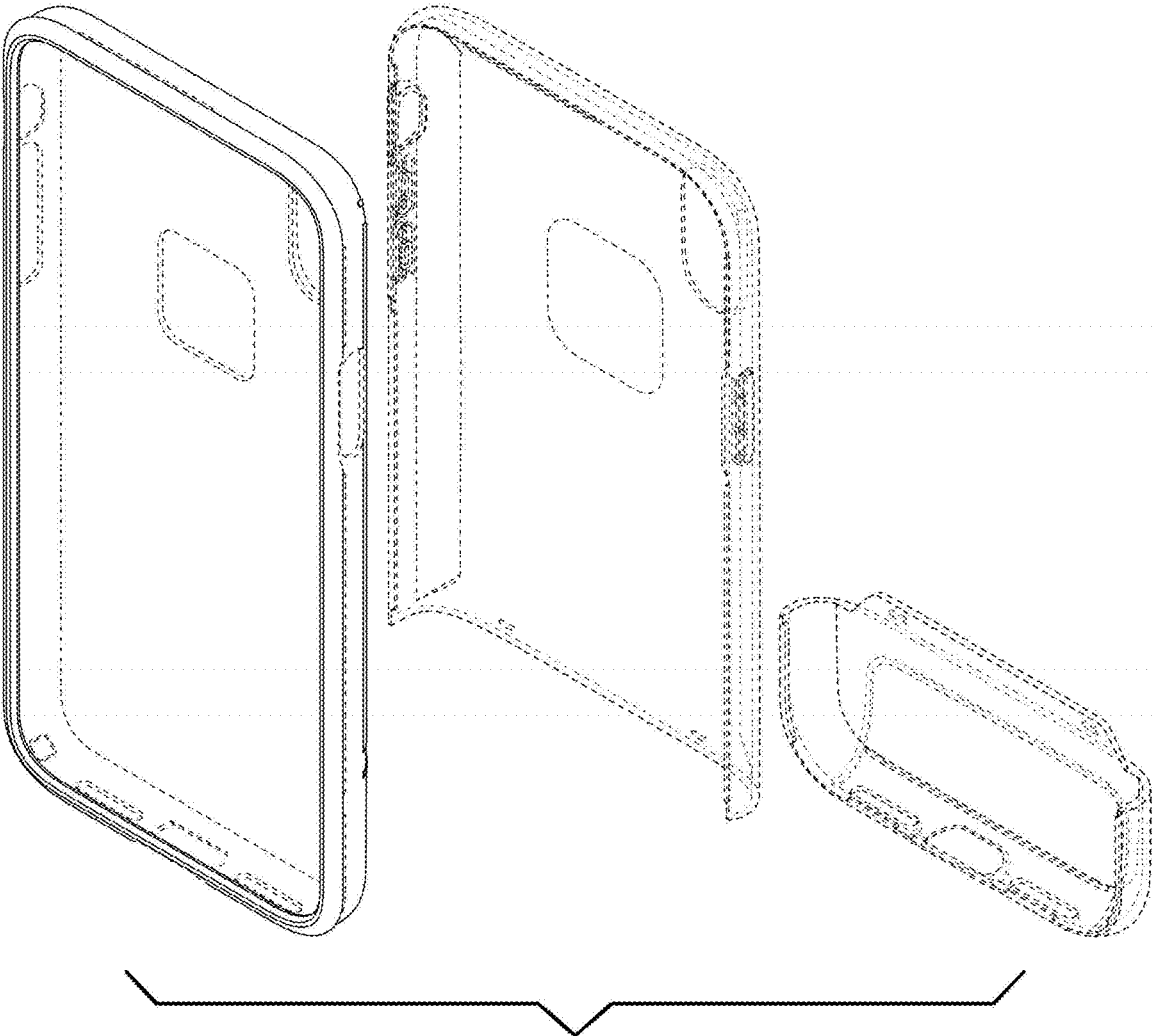


FIG. 16

