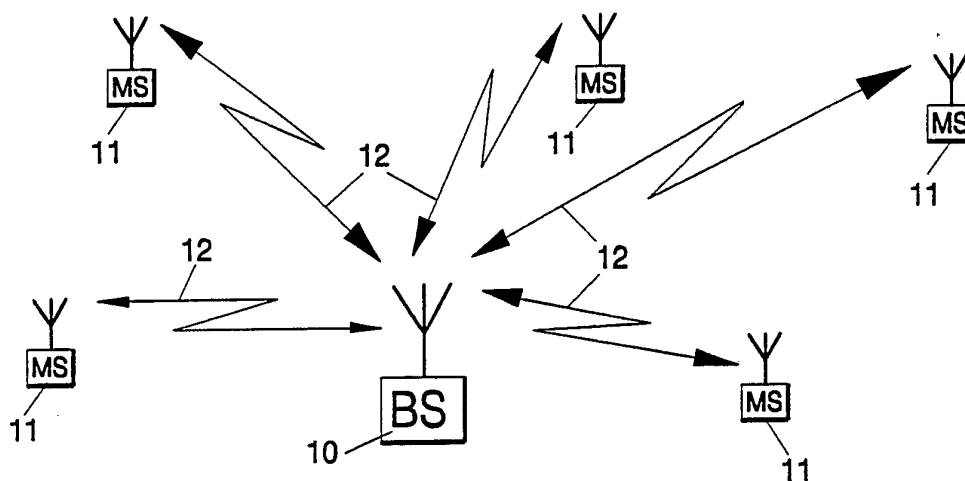




INTERNATIONAL APPLICATION PUBLISHED UNDER THE PATENT COOPERATION TREATY (PCT)

(51) International Patent Classification⁵ : H04Q 7/02, H04B 7/26	A1	(11) International Publication Number: WO 93/07723 (43) International Publication Date: 15 April 1993 (15.04.93)
(21) International Application Number: PCT/FI92/00248 (22) International Filing Date: 22 September 1992 (22.09.92) (30) Priority data: 914656 3 October 1991 (03.10.91) FI (71) Applicant (for all designated States except US): NOKIA TELECOMMUNICATIONS OY [FI/FI]; Mäkkylän Puistotie 1, SF-02600 Espoo (FI). (72) Inventors; and (75) Inventors/Applicants (for US only): TALARMO, Reino [FI/FI]; Uramontie 22, SF-11100 Riihimäki (FI). BROCKMAN, Pertti [FI/FI]; Kaskentie 4 F 45, SF-05840 Hyvinkää (FI).		(74) Agent: OY KOLSTER AB; Stora Robertsgatan 23, P.O. Box 148, SF-00121 Helsinki (FI). (81) Designated States: AU, DE, GB, NL, US, European patent (AT, BE, CH, DE, DK, ES, FR, GB, GR, IE, IT, LU, MC, NL, SE). Published <i>With international search report.</i>

(54) Title: METHOD FOR REALISING A GROUP CALL IN A DIGITAL RADIO NETWORK

**(57) Abstract**

The invention pertains to a method for realising a group call in a digital radio network wherein a plurality of mobile subscribers (11) participating in the group call roam within the area of at least one base station (10). According to the method, subscribers (11) participating in the group call are guided one by one to talk on the same radio channel (12). To be able to handle the traffic in a controlled manner at all times without the subscribers congesting the radio channel by talking simultaneously, the base station (10) is informed of the subscriber's desire to speak after said subscriber has indicated his desire to speak with predetermined signalling, the next speaker is selected at the base station (10) on the basis of a predetermined algorithm, and the base station (10) transmits an indication of a turn to speak to the subscriber (10) which at the time is the next speaker.

FOR THE PURPOSES OF INFORMATION ONLY

Codes used to identify States party to the PCT on the front pages of pamphlets publishing international applications under the PCT.

AT	Austria	FR	France	MR	Mauritania
AU	Australia	GA	Gabon	MW	Malawi
BB	Barbados	GB	United Kingdom	NL	Netherlands
BE	Belgium	GN	Guinea	NO	Norway
BF	Burkina Faso	GR	Greece	NZ	New Zealand
BG	Bulgaria	HU	Hungary	PL	Poland
BJ	Benin	IE	Ireland	PT	Portugal
BR	Brazil	IT	Italy	RO	Romania
CA	Canada	JP	Japan	RU	Russian Federation
CF	Central African Republic	KP	Democratic People's Republic of Korea	SD	Sudan
CG	Congo	KR	Republic of Korea	SE	Sweden
CH	Switzerland	LI	Licchtenstein	SK	Slovak Republic
CI	Côte d'Ivoire	LK	Sri Lanka	SN	Senegal
CM	Cameroon	LU	Luxembourg	SU	Soviet Union
CS	Czechoslovakia	MC	Monaco	TD	Chad
CZ	Czech Republic	MG	Madagascar	TC	Togo
DE	Germany	ML	Mali	UA	Ukraine
DK	Denmark	MN	Mongolia	US	United States of America
ES	Spain			VN	Viet Nam
FI	Finland				

Method for realising a group call in a digital radio network

5 The invention pertains to a method for realising a group call in a digital radio network wherein a plurality of mobile subscribers participating in the group call roam within the area of at least one base station. The method is specifically designed for a trunking network, which is typically an organisation
10 network in which all channels are in the use of several organisations and in which the subscribers have, in addition to their own subscriber numbers, group numbers indicating the subscriber group the particular subscriber belongs to. According to the method,
15 subscribers participating in the group call are guided one by one to talk on the same radio channel.

In known (analogous) trunking radio networks realisation of a group call is based on the use of the tangent as a switch: by pressing the tangent, the
20 transmitter switches on, and the subscriber may communicate on the channel. Pressing the tangent also mutes the earphone of the subscriber apparatus. Each subscriber may attempt to communicate whenever he so wishes, and it is thus possible that several subscribers
25 attempt to communicate simultaneously without one another's knowledge. As a result, everybody's speech becomes blurred. As the earphone of each speaker is mute, he does not know that the channel is congested.

The object of the present invention is thus to
30 obtain a new type of method for realising a group call in digital radio networks without the deficiencies described above. This aim is achieved with a method according to the present invention, which is characterised in that (i) the base station is informed
35 of the subscriber's desire to speak after said

subscriber has indicated his desire to speak with predetermined signalling, (ii) the next speaker is selected at the base station on the basis of a predetermined algorithm, and (iii) the base station
5 transmits an indication of a turn to speak to the subscriber which at the time is the next speaker.

The basic concept of the invention is to use pressing of the tangent (or other suitable way of signalling) as an indication of the subscriber's desire
10 to speak, and signal an indication of this to the base station, which registers at least part of the indications and selects the speakers in accordance with a predetermined algorithm.

Thanks to the solution of the invention the
15 subscribers can never congest the traffic on the radio channel by talking at the same time, but the traffic is handled in a controlled manner at all times.

According to one preferred embodiment of the invention, the turn to speak is given to the subscriber
20 who was the first to indicate his desire to speak. This may be carried out either based on competition, such that the base station receives indications of a wish to speak only after the preceding speaker has finished when the base station has informed the subscribers that the
25 channel is available, or such that the base station receives indications of a wish to speak already during the previous turns to speak. An advantage of the former alternative is that no signalling during speech is required for realisation of the group call.

30 According to another preferred embodiment of the invention, the next speaker is selected among subscribers registered as wishing to speak by searching for the subscriber with the highest priority. Thus, e.g. the group leader or the person on duty may be given
35 priority over others.

In the following the invention will be described in greater detail with reference to the examples of the attached drawings wherein

5 Figure 1 schematically shows a radio network with a plurality of subscribers participating in a group call,

Figure 2a is a flowchart of channel allocation in regard of the base station when the competition method is used,

10 Figure 2b is a flowchart of channel allocation in regard of a mobile station when the competition method is used,

15 Figure 3a is a flowchart of channel allocation in regard of the base station when the time-, random- or priority method is used, and

Figure 3b is a flowchart of channel allocation in regard of a mobile station when the time-, random- or priority method is used.

20 The method of the invention is used in a radio network of Figure 1 comprising one or more base stations (BS) 10 and a plurality of mobile stations (MS). Each base station forms a particular radio cell and services subscribers 11 which roam within the area of its cell and are in contact with their base station by radio path 12. In the network each subscriber 11 has, in addition to its subscriber number, a group number indicating which subscriber group said subscriber belongs to.

25 Pressing the tangent of a mobile radio station 11 or another suitable way of signalling from the subscriber apparatus is used in accordance with the invention for informing the base station that said subscriber desires to speak. Said signalling does not, however, switch the transmitter of the mobile station
35 on or mute its earphone, but the mobile station may

continue to listen to the channel in a normal way. The mobile station carries out signalling either as soon as the tangent is pressed or immediately after the preceding speaker has finished and the base station has indicated that the channel has become available. The base station 10 thus finds out the subscribers wishing to communicate. After the preceding speaker has finished, the base station selects one of the subscribers to be the next speaker by using a predetermined algorithm for determining said subscriber. The selected subscriber receives from his subscriber apparatus an indication, such as an acoustic signal, to speak, whereafter the earphone of said subscriber becomes mute and the transmitter switches on.

15 According to the first embodiment of the method of the invention, the base station selects the next speaker by the competition method. In the competition method the subscribers compete for the channel e.g. by 'Slotted ALOHA' process, known *per se*, by transmitting an identity packet to the base station. The known 'ALOHA' and 'slotted ALOHA' methods belong to 'random access' protocols, which can be used in packet-type communication between two terminals or between a terminal and the base station. In 'ALOHA' the terminal transmits the packet as soon as it is ready to be transmitted. If several terminals try to transmit simultaneously, there is a collision, and both must re-transmit the packet at a later point of time. In order to avoid recurring collisions, the re-transmission time is randomly selected for each terminal separately. In 'Slotted ALOHA', time is divided into slots of equal length (TDMA) and each terminal may transmit a packet only in the permitted time slot. Both 'ALOHA' and 'Slotted Aloha' are suitable for light-load packet traffic. With a heavy load collisions of packets

increase and the channel is congested. 'ALOHA' and 'Slotted ALOHA' are described in more detail in references [1] and [2] (cited references are listed at the end of the specification).

5 In respect to the base station, channel allocation by the competition method is carried out in accordance with Figure 2a. In the initial situation 100, the channel is controlled by a mobile station 11. When this subscriber frees the channel (e.g. by lifting
10 the tangent) in stage 101, the base station immediately signals to all mobile stations an indication of the available channel (stage 102). From this stage the procedure may continue in two manners depending on whether the competition takes place on a traffic channel
15 designed for a group call or on a common signalling channel.

 In the case of a traffic channel the base station waits the time of one frame for identity packets from mobile stations (stage 103). If the identity packet
20 is received, in stage 105 the base station signals to the mobile stations that the channel has been allocated to the subscriber which was the first to transmit an identity packet. This is carried out so that the base station transmits the identity of said selected
25 subscriber to the mobile stations. If the identity packet is not received after the first frame (stage 104), the base station always waits the time of one frame until the first identity packet is received. Allocation of the channel is followed by return to the
30 initial situation 100.

 If the competition takes place on a signalling channel, the procedure continues after stage 102 from stage 104', in which it is determined whether what is received is the identity packet from the participant
35 in the group call (and not, for instance, some other

data transferred on the signalling channel). When such an identity packet is received, the base station signals to the mobile station in the manner described above an indication of which mobile station the channel has been allocated to. This is followed again by return to the initial situation 100.

In respect to the mobile stations, the channel allocation procedure described above is as follows (Fig. 2b). In the initial situation 200 the channel is being listened to, and each mobile station monitors, on one hand, whether the base station has indicated that the channel is available (stage 201), and on the other hand, whether the subscriber has signalled his desire to speak, i.e. whether the tangent is pressed down (stage 202). When the answer to both questions is affirmative, the mobile station transmits its identity packet according to 'slotted ALOHA' in the next allowed time slot (stage 203). If after this in stage 204 the base station has not signalled that the channel has been allocated, there has probably been a collision (i.e. several subscribers have transmitted their identity packet simultaneously). In such a case the re-transmission probability p is calculated in the mobile station (stage 205), which determines whether the identity packet will be re-transmitted. If in the comparison stage 206, which comes next, it is stated that the calculated re-transmission probability p is higher than a predetermined threshold (e.g. 0.5), the subscriber apparatus returns to stage 203 by re-transmitting its identity packet. If the re-transmission probability p is lower than or equal to the value of said threshold, no re-transmission will take place, and the subscriber apparatus returns after one frame to stage 204 to monitor an indication of channel allocation from the base station. When the base station signals

that the channel has been allocated to one of the subscribers (stage 204), which means that it has sent to the mobile stations the identity of the subscriber concerned, the subscriber apparatus examines (stage 207) whether said identity is its own. If the identity received by the subscriber apparatus is its own, it informs (e.g. by an acoustic signal) the subscriber of the obtained turn to speak (stage 208) and switches the transmitter on (stage 209). If the received identity is not that of the subscriber apparatus, it continues to listen to the channel in the normal manner.

In the competition method described above, the base station does not need to know in advance which mobile stations wish to have the channel. No signalling during speech is thus needed for the group call. In a typical situation in which only a few subscribers wish to speak, channel allocation takes only the time of a few frames. The different priorities the subscribers may have can be taken into account in the competition method by giving the mobile stations different re-transmission times in the case of a collision situation.

In accordance with the second, third and fourth embodiment of the invention, the base station selects the next speaker by the time-, random-, or priority method.

In respect to the base station, the channel allocation procedure is shown in Figure 3a. In the initial situation 300 the common channel is controlled by one of the subscribers participating in the group call. As long as said subscriber speaks on the channel, the base station monitors the indications from the mobile stations of a wish to speak (stage 301) and constantly updates the list of subscribers which have indicated their wish to speak (stage 302). When the currently speaking subscriber frees the channel in stage

303, the base station determines the next speaker on the basis of a predetermined algorithm. If random allocation is used, the base station selects one subscriber at random among the subscribers wishing to speak (stage 5 304a). If priority allocation is used, the base station searches the list of subscribers wishing to speak for the subscriber with the highest priority (304b). If, on the other hand, allocation based on time is used, the subscriber searches for the subscriber which was the 10 first to indicate his desire to speak (stage 304). In the last mentioned method all subscribers which have indicated their wish to speak need not be listed, but it suffices to keep a record of the subscriber which (probably already during the preceding turn to speak) 15 was the first to indicate his desire to speak. After these three alternative stages, the base station signals the identity of the subscriber to which the channel was allocated to the subscribers participating in the group call (stage 305). This is followed again by return to 20 stage 300.

In respect to the subscribers, channel allocation is carried out by the time-, random- and priority methods in accordance with Figure 3b. In the initial situation 400 the subscriber indicates his 25 desire to communicate, whereupon the subscriber apparatus signals the desire to speak to the base station (stage 402) while continuing to listen to the channel. Signalling will be carried on until the base station acknowledges receipt of the message (stages 402 and 403). When an acknowledgement is received from the 30 base station, the mobile station monitors whether the base station has indicated that the channel has been allocated to one of the subscribers (stage 404). When such a message arrives, the mobile station verifies in 35 stage 405 whether it was the subscriber the channel was

allocated to. Verification is carried out by comparing the identity transmitted by the base station with the identity of the particular mobile station. If control of the channel has been obtained, the subscriber apparatus informs the user (stage 406a) and switches on the transmitter (stage 407a). If the base station has not yet indicated that the channel has been allocated, or if in stage 405 it is noticed that the channel has been allocated to another subscriber, the mobile station checks at regular intervals whether its own user has lifted the tangent (stage 406b), in other words, whether the user has cancelled his indication of desire to speak. If this is the case, the base station signals the new state of the tangent to the base station (stages 407b and 408) until it receives an acknowledgement from the base station. When the acknowledgement has been received, the mobile station continues to listen to the channel and returns to stage 400 when the user presses the tangent down.

Since the mobile station immediately signals the desire to speak to the base station, the mobile stations should be able to signal to the base station while receiving speech. However, the transmitter and the receiver of the mobile station need not be switched on at the same time, for the uplink- and downlink time slots used in signalling can be placed in different places in the frame. Therefore, even though speech communication in the group call takes place in semi-duplex mode, signalling may be carried out in full-duplex mode. In the time-, random- and priority methods the change of control of the channel is carried out faster than in the competition method, because the base station is aware of the users wishing to speak as soon as the preceding speaker finishes.

Even though the invention was described above with reference to the example according to the attached drawing, it is evident that the invention is not limited thereby but may be modified in many ways within the scope of the inventive concept disclosed above and in the attached claims.

Cited References:

- [1]. Li V.O.K.: Multiple Access Communications Networks, IEEE Communications Magazine, Vol. 25, No. 6, June 1987.
- [2]. A.S. Tannenbaum: Computer Networks, Englewood Cliffs, Prentice Hall, 1981, Chapter 6, pp. 249-323.

Claims:

1. A method for realising a group call in a digital radio network wherein a plurality of mobile subscribers (11) participating in the group call roam within the area of at least one base station (10), according to which method subscribers (11) participating in the group call are guided one by one to talk on the same radio channel (12), characterised in that
- 10 - the base station (10) is informed of the subscriber's desire to speak after said subscriber has indicated his desire to speak with predetermined signalling,
 - the next speaker is selected at the base station 15 (10) on the basis of a predetermined algorithm, and
 - the base station (10) transmits an indication of a turn to speak to the subscriber (11) which at the time is the next speaker.
2. A method according to claim 1, characterised in that all subscribers (11) which have indicated their desire to speak are registered at the base station (10) before assignment of turns to speak.
3. A method according to claim 2, characterised in that the subscriber (11) to be the next 25 speaker is selected among subscribers registered as wishing to speak by searching for the subscriber (11) with the highest priority.
4. A method according to claim 2, characterised in that the subscriber (11) to be the next 30 speaker is randomly selected among subscribers registered as wishing to speak.

5. A method according to claim 1, c h a r a c -
t e r i s e d in that the speaker will be the subscriber
(11) which was the first to indicate his desire to speak.

6. A method according to claim 5, c h a r a c -
5 t e r i s e d in that the base station (10) is informed of
the subscriber's desire to speak immediately after the sub-
scriber has indicated his desire to speak.

7. A method according to claim 5, c h a r a c -
t e r i s e d in that the base station (10) is informed of
10 the subscriber's desire to speak only after the preceding
speaker has finished speaking.

8. A method according any one of the preceding
claims, c h a r a c t e r i s e d in that the next speaker
is informed by means of an acoustic signal from the sub-
15 scriber apparatus.

9. A method according any one of the preceding
claims, c h a r a c t e r i s e d in that in connection
with the indication to the next speaker the transmitter of
the subscriber apparatus concerned is switched on and the
20 earphone of said subscriber apparatus is muted.

10. A method according any one of the preceding
claims, c h a r a c t e r i s e d in that the wish to
speak is indicated by pressing the tangent of the sub-
scriber apparatus.

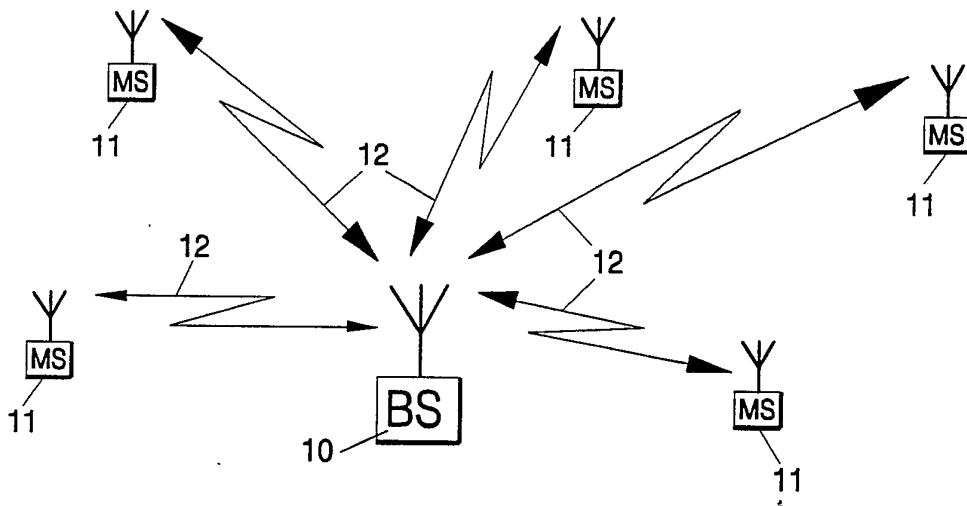


FIG. 1

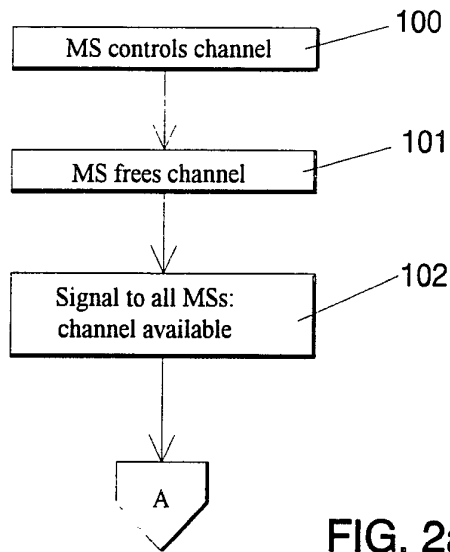
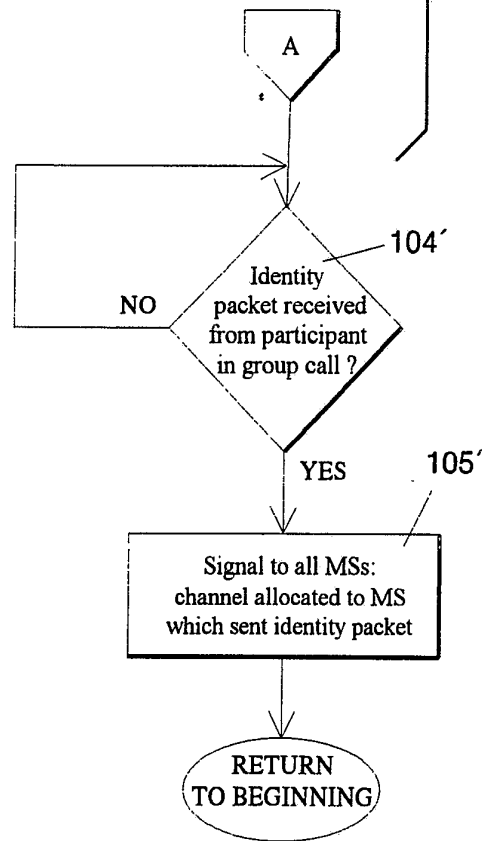
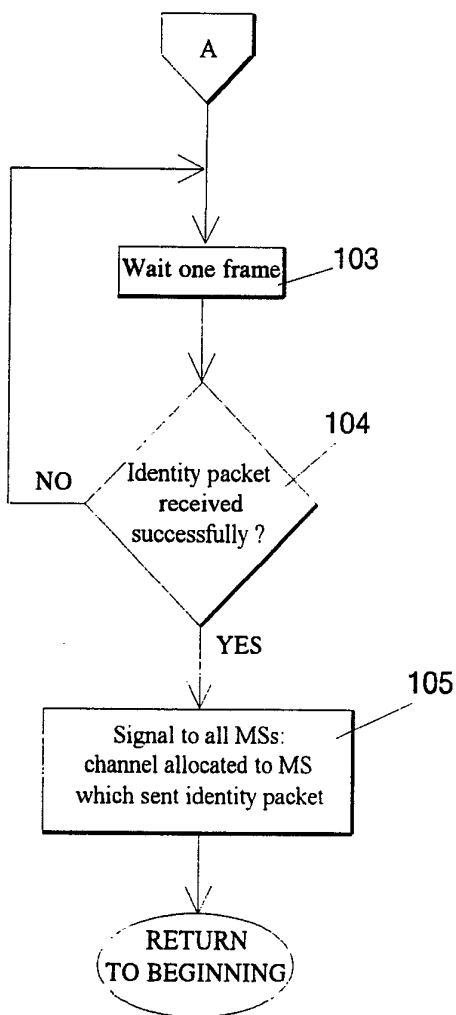


FIG. 2a



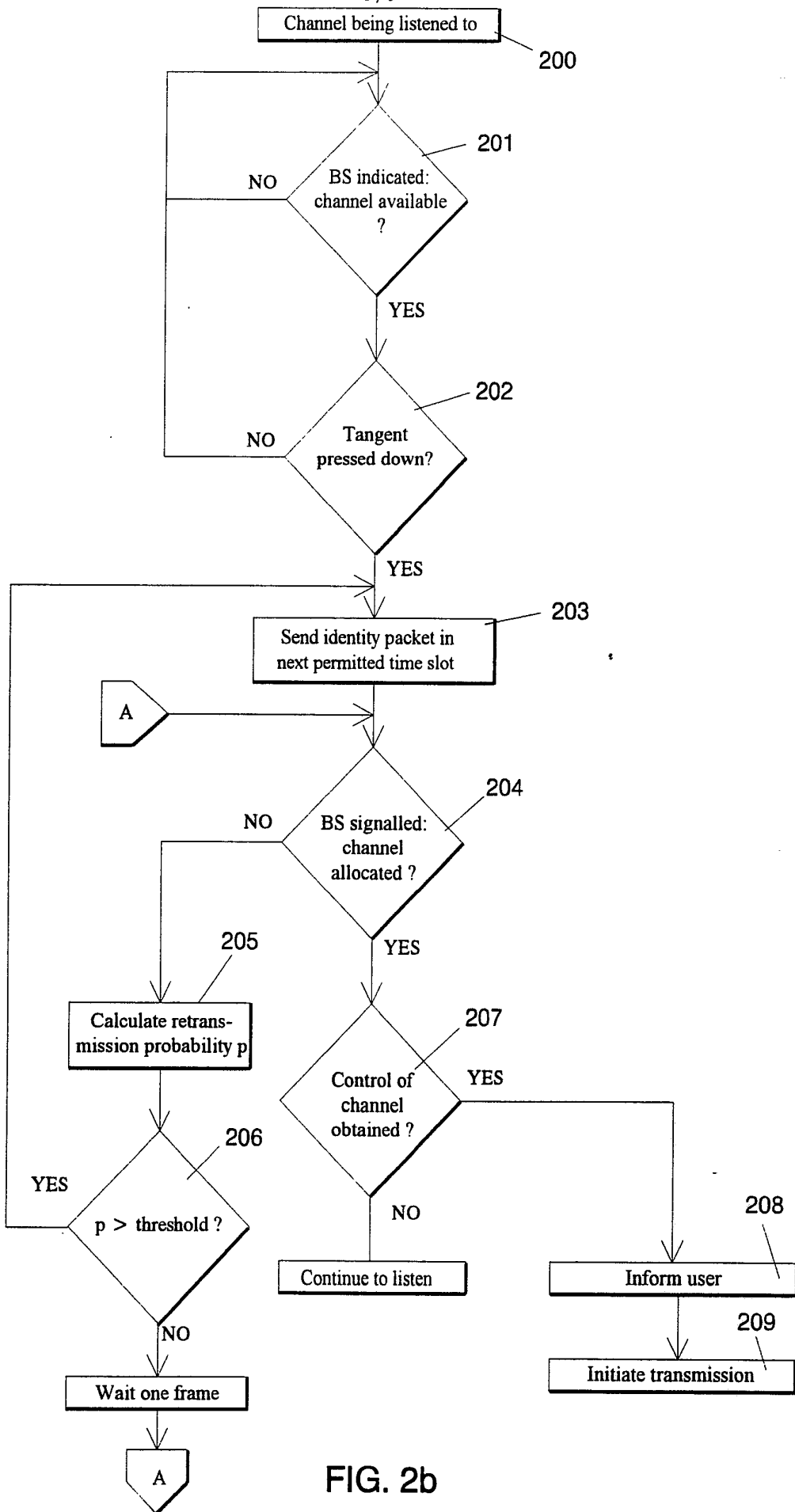


FIG. 2b

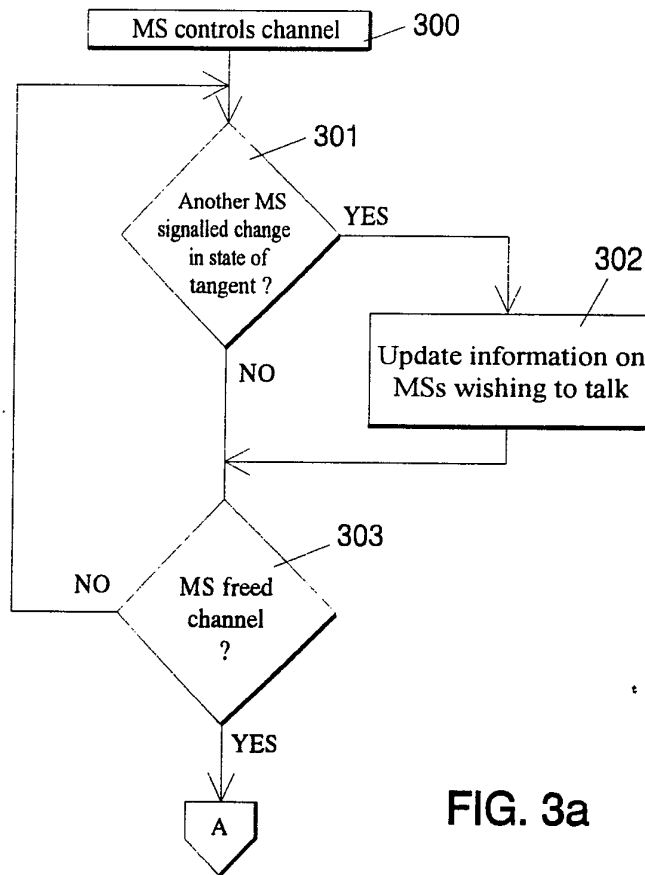
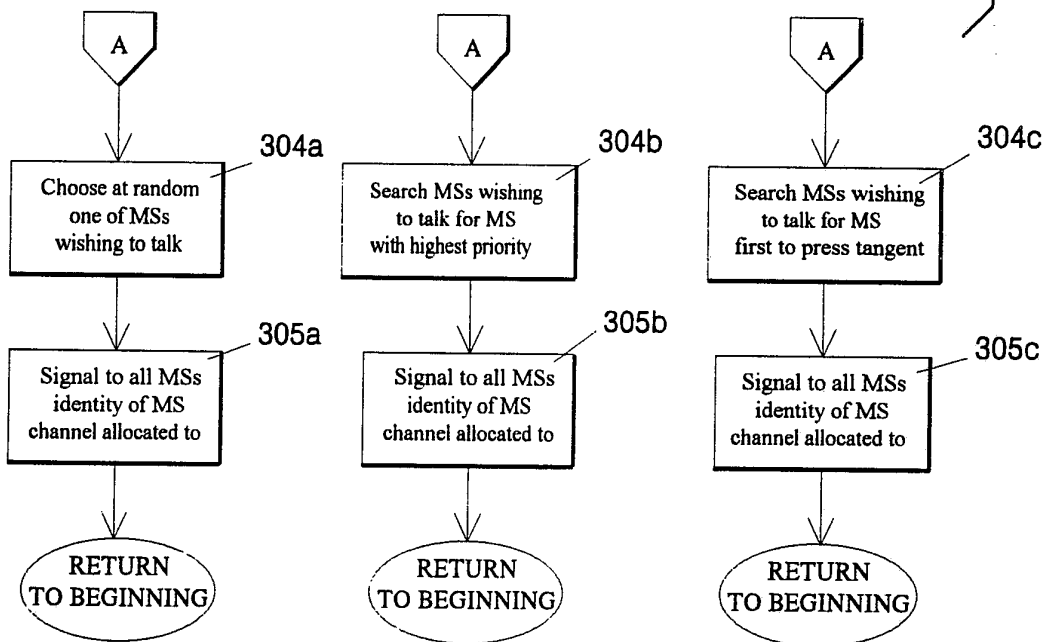


FIG. 3a

RANDOM ALLOCATION PRIORITY ALLOCATION TIME-BASED ALLOCATION



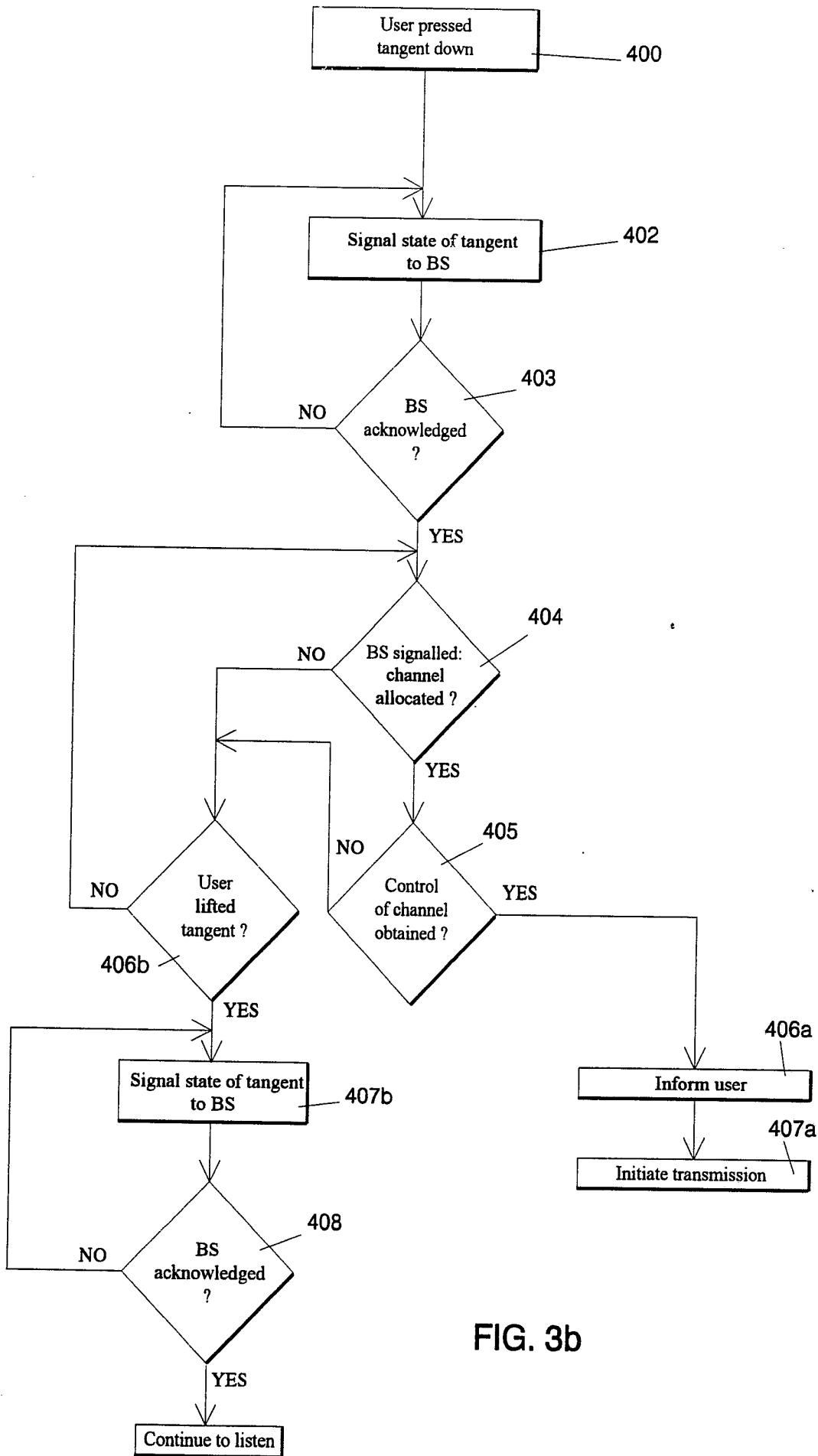


FIG. 3b

INTERNATIONAL SEARCH REPORT

International Application No PCT/FI 92/00248

I. CLASSIFICATION OF SUBJECT MATTER (if several classification symbols apply, indicate all) ⁶		
According to International Patent Classification (IPC) or to both National Classification and IPC		
IPC5: H 04 Q 7/02, H 04 B 7/26		
II. FIELDS SEARCHED		
Minimum Documentation Searched ⁷		
Classification System	Classification Symbols	
IPC5	H 04 B, H 04 M, H 04 Q	
Documentation Searched other than Minimum Documentation to the Extent that such Documents are included in Fields Searched ⁸		
SE,DK,FI,NO classes as above		
III. DOCUMENTS CONSIDERED TO BE RELEVANT⁹		
Category *	Citation of Document, ¹¹ with indication, where appropriate, of the relevant passages ¹²	Relevant to Claim No. ¹³
X	US, A, 4573207 (SMITH ET AL) 25 February 1986, see column 2, line 26 - line 56; column 6, line 4 - line 30; abstract; claim 3 --	1,5, 10
A	EP, A1, 69275 (TRANSCOM AB) 12 January 1983, see page 4, line 14 - page 5, line 18; abstract; figures 1,6; claim 1 --	1-10
A	US, A, 4399555 (MAC DONALD ET AL) 16 August 1983, see column 2, line 30 - line 55; column 6, line 3 - line 55; column 11, line 4 - line 44; abstract; figures 1,2 --	1-10
<p>* Special categories of cited documents: ¹⁰</p> <p>"A" document defining the general state of the art which is not considered to be of particular relevance</p> <p>"E" earlier document but published on or after the international filing date</p> <p>"L" document which may throw doubts on priority claim(s) or which is cited to establish the publication date of another citation or other special reason (as specified)</p> <p>"O" document referring to an oral disclosure, use, exhibition or other means</p> <p>"P" document published prior to the international filing date but later than the priority date claimed</p> <p>"T" later document published after the international filing date or priority date and not in conflict with the application but cited to understand the principle or theory underlying the invention</p> <p>"X" document of particular relevance, the claimed invention cannot be considered novel or cannot be considered to involve an inventive step</p> <p>"Y" document of particular relevance, the claimed invention cannot be considered to involve an inventive step when the document is combined with one or more other such documents, such combination being obvious to a person skilled in the art.</p> <p>"&" document member of the same patent family</p>		
IV. CERTIFICATION		
Date of the Actual Completion of the International Search	Date of Mailing of this International Search Report	
18th December 1992	07 -01- 1993	
International Searching Authority	Signature of Authorized Officer	
SWEDISH PATENT OFFICE	GÖRAN MAGNUSSON	

III. DOCUMENTS CONSIDERED TO BE RELEVANT (CONTINUED FROM THE SECOND SHEET)		
Category *	Citation of Document, with indication, where appropriate, of the relevant passages	Relevant to Claim No
A	WO, A1, 8910669 (DOWTY INFORMATION SYSTEMS LIMITED) 2 November 1989, see page 8, line 17 - line 25; abstract; figure 1 -- -----	1,3

**ANNEX TO THE INTERNATIONAL SEARCH REPORT
ON INTERNATIONAL PATENT APPLICATION NO.PCT/FI 92/00248**

This annex lists the patent family members relating to the patent documents cited in the above-mentioned international search report. The members are as contained in the Swedish Patent Office EDP file on **02/12/92**. The Swedish Patent Office is in no way liable for these particulars which are merely given for the purpose of information.

Patent document cited in search report	Publication date	Patent family member(s)	Publication date
US-A- 4573207	86-02-25	CA-A- 1238087	88-06-14
		GB-A-B- 2151883	85-07-24
EP-A1- 60275	83-01-12	NONE	
US-A- 4399555	83-08-16	AU-B- 548559	85-12-19
		AU-D- 6919081	81-11-05
		CA-A- 1166316	84-04-24
		DE-A- 3116656	82-02-04
		FR-A-B- 2481558	81-10-30
		GB-A-B- 2075799	81-11-18
		JP-B- 1007706	89-02-09
		JP-C- 1524893	89-10-12
		JP-A- 56169945	81-12-26
		NL-A- 8102066	81-11-16
		SE-B-C- 450863	87-08-03
SE-A- 8102441	81-10-29		
WO-A1- 8910669	89-11-02	EP-A- 0368970	90-05-23
		GB-A- 2217956	89-11-01
		JP-T- 3500237	91-01-17
		US-A- 5101407	92-03-31