



US00D635825S

(12) **United States Design Patent**
Borovicka et al.

(10) **Patent No.:** **US D635,825 S**

(45) **Date of Patent:** **** Apr. 12, 2011**

(54) **GRILL PAN**

(75) Inventors: **Cory Thomas Borovicka**, San Francisco, CA (US); **Charles Adams**, Berkeley, CA (US)

(73) Assignee: **Charcoal Companion Incorporated**, Emeryville, CA (US)

(**) Term: **14 Years**

(21) Appl. No.: **29/358,274**

(22) Filed: **Mar. 24, 2010**

(51) **LOC (9) Cl.** **07-02**

(52) **U.S. Cl.** **D7/409**

(58) **Field of Classification Search** D3/201,
D3/304, 307-314; D7/323, 354-363, 402,
D7/408-409, 505, 543-546, 554.1-554.4,
D7/560, 584-588, 629; D9/414, 425, 430-434,
D9/452, 456, 755, 760-761, 781-783; D23/261;
D30/161; 99/340, 425-426, 430, 433, 450;
119/161, 166; 126/275 R, 369; 220/23.2,
220/534, 543, 573.1-573.3, 756, 769, 912;
229/5.82, 407

See application file for complete search history.

(56) **References Cited**

U.S. PATENT DOCUMENTS

573,045	A	*	12/1896	Snyder	126/275 R
D183,298	S	*	8/1958	Browne	D7/409
3,450,326	A	*	6/1969	Foote	229/407
D327,534	S	*	6/1992	Manville et al.	D23/261
D351,489	S	*	10/1994	Helfrick	D30/161
D359,879	S		7/1995	Fielding et al.		
5,463,982	A	*	11/1995	Murphy	119/166
D395,548	S	*	6/1998	Morissette	D3/307
D404,854	S	*	1/1999	Howarth	D30/161
5,893,336	A	*	4/1999	Vice et al.	119/166
D417,124	S	*	11/1999	Chen	D7/409
D506,352	S		6/2005	Dow et al.		
D522,807	S		6/2006	Dow et al.		
7,213,535	B2	*	5/2007	Schmidt et al.	119/161
7,340,994	B2	*	3/2008	Bruno et al.	99/450
D624,787	S	*	10/2010	Adams et al.	D7/409
2006/0057267	A1		3/2006	Dow et al.		

OTHER PUBLICATIONS

The Companion Group, Charcoal Companion Superior Barbeque Tools and Accessories 2004 Product Catalog, p. 39, Oakland, CA.

(Continued)

Primary Examiner — Caron Veynar
Assistant Examiner — Ricky Pham
(74) *Attorney, Agent, or Firm* — Beeson Skinner Beverly, LLP

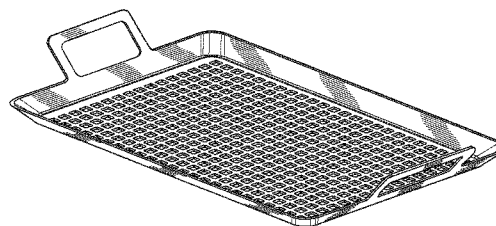
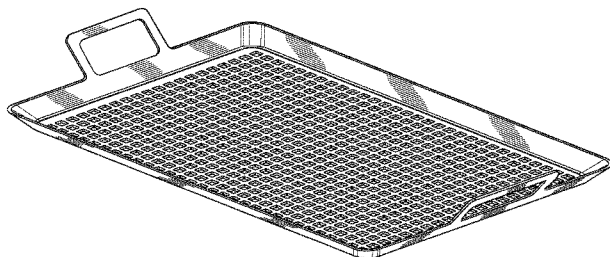
(57) **CLAIM**

The ornamental design for a grill pan, as shown and described.

DESCRIPTION

FIG. 1 is a top perspective view of a grill pan showing our new design;
FIG. 2 is a left side elevational view thereof, the right side being a mirror image;
FIG. 3 is an end rear elevational view thereof, the other end being a mirror image;
FIG. 4 is a top plan view thereof; and
FIG. 5 is a bottom plan view thereof.
FIG. 6 is a top perspective view of a grill pan showing an alternative embodiment of our new design;
FIG. 7 is a left side elevational view thereof, the right side being a mirror image;
FIG. 8 is an end rear elevational view thereof, the other end being a mirror image;
FIG. 9 is a top plan view thereof; and
FIG. 10 is a bottom plan view thereof.
FIG. 11 is a top perspective view of a grill pan showing another alternative embodiment of our new design;
FIG. 12 is a left side elevational view thereof, the right side being a mirror image;
FIG. 13 is an end rear elevational view thereof, the other end being a mirror image;
FIG. 14 is a top plan view thereof; and,
FIG. 15 is a bottom plan view thereof.

1 Claim, 9 Drawing Sheets



OTHER PUBLICATIONS

The Companion Group, Charcoal Companion 2002 Catalog, 2001, p. 13, Hong Kong.

Charcoal Companion, Inc., Charcoal Companion Barbeque Tools and Kitchen Accessories Catalog, 1992, pp. 20-21, Oakland, CA.

The Companion Group, Charcoal Companion Superior Barbeque Tools and Accessories Catalog, 2003, pp. 1 and 4, Oakland, CA.

The Companion Group, Charcoal Companion 2005 Product Catalog, 2004, p. 24, Oakland, CA.

The Companion Group, Steven Raichlen Best of Barbeque 2006 Product Catalog, pp. 19 and 25, Emeryville, CA.

The Companion Group, Charcoal Companion Superior Barbeque Tools and Accessories Essentials for Grilling 2006 Product Catalog, pp. 26-27, Emeryville, CA.

* cited by examiner

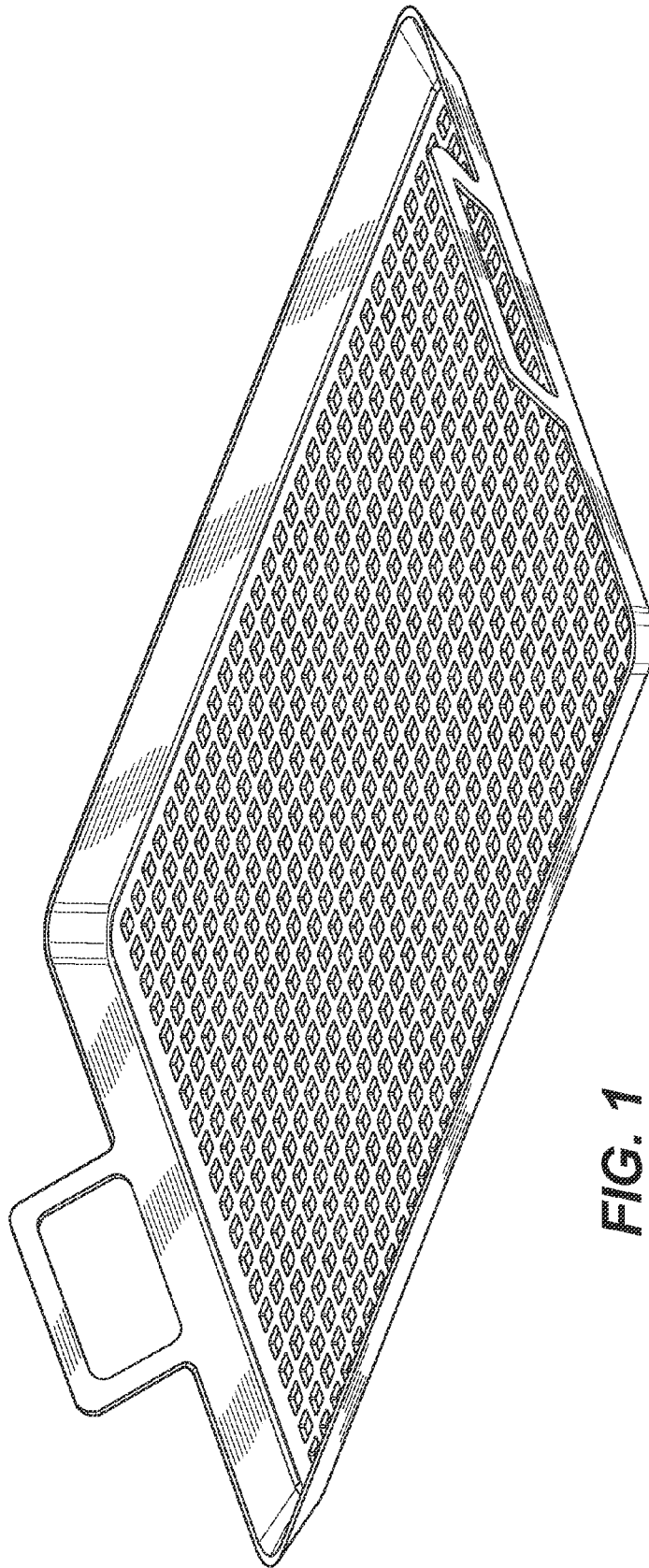


FIG. 1




FIG. 2




FIG. 4

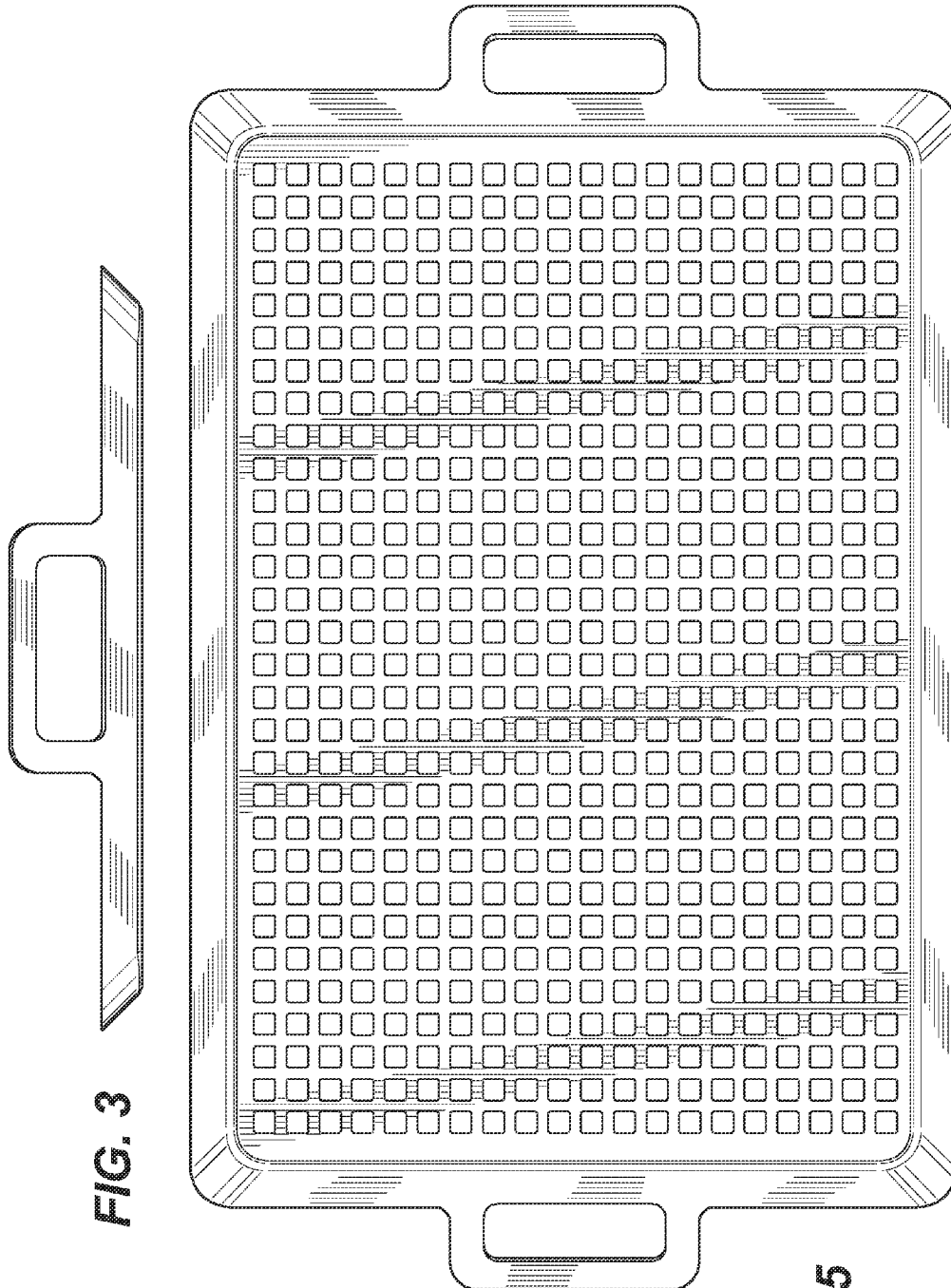


FIG. 3

FIG. 5

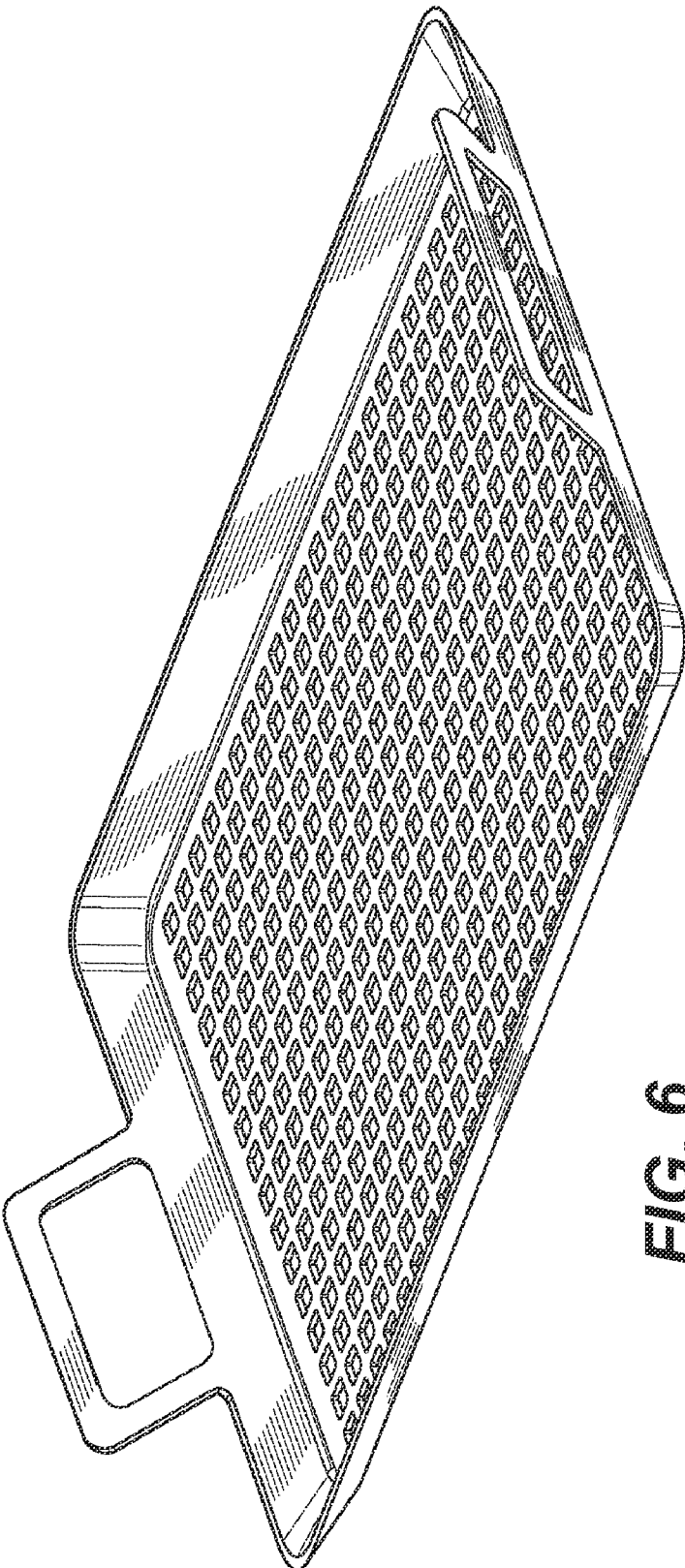


FIG. 6



FIG. 7

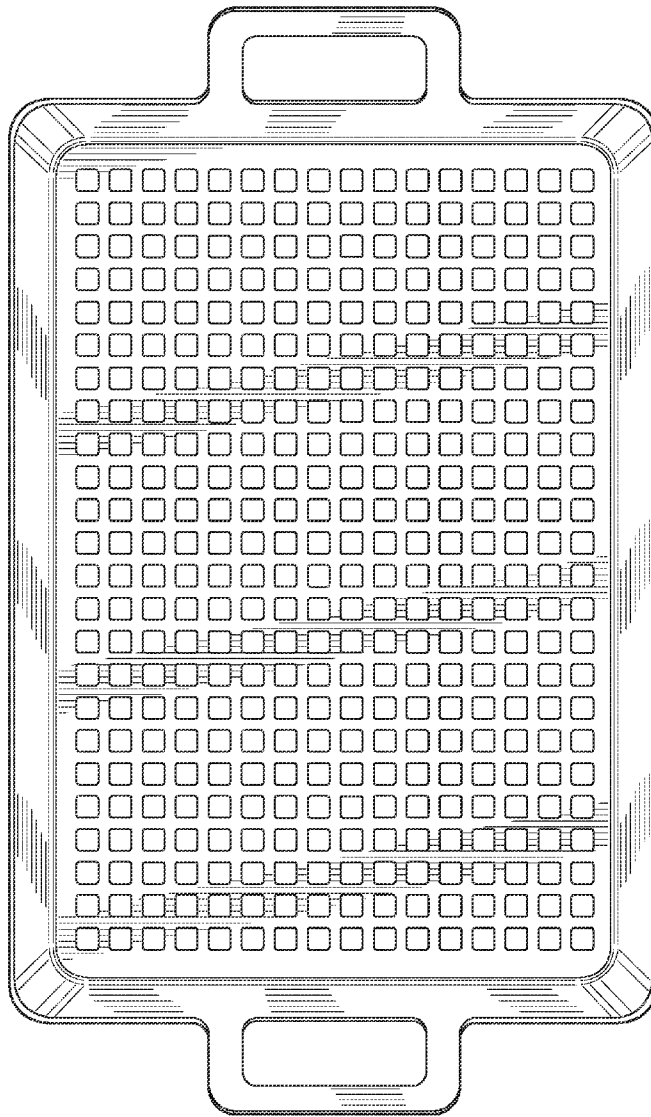


FIG. 9




FIG. 8

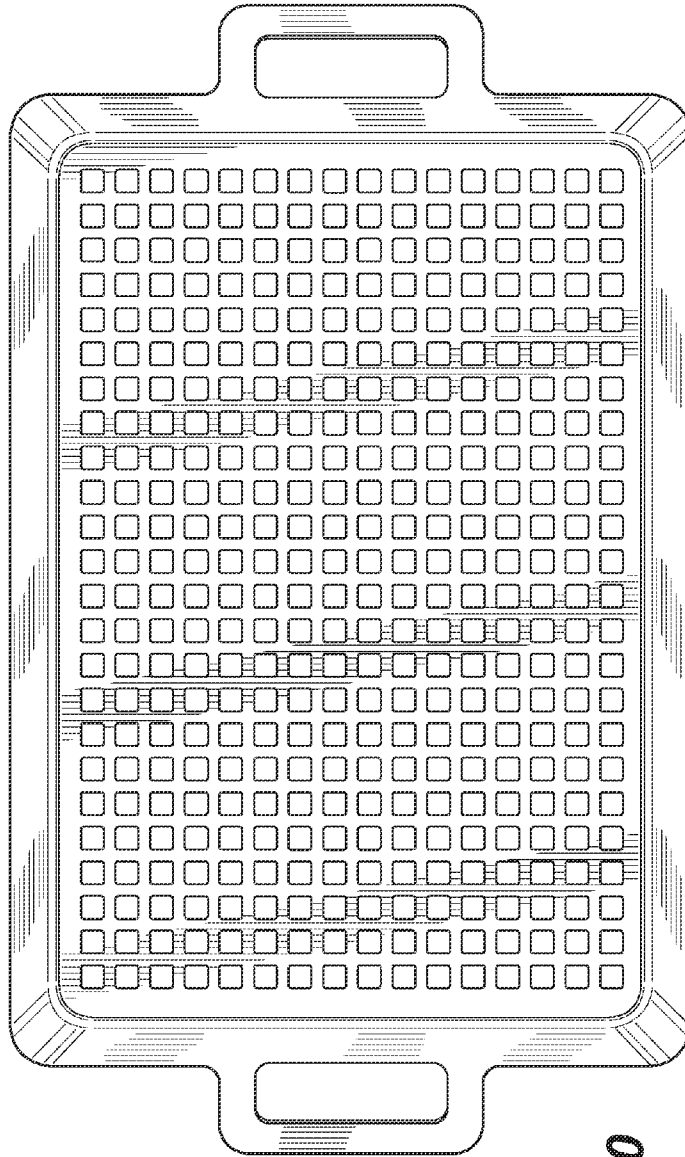


FIG. 10

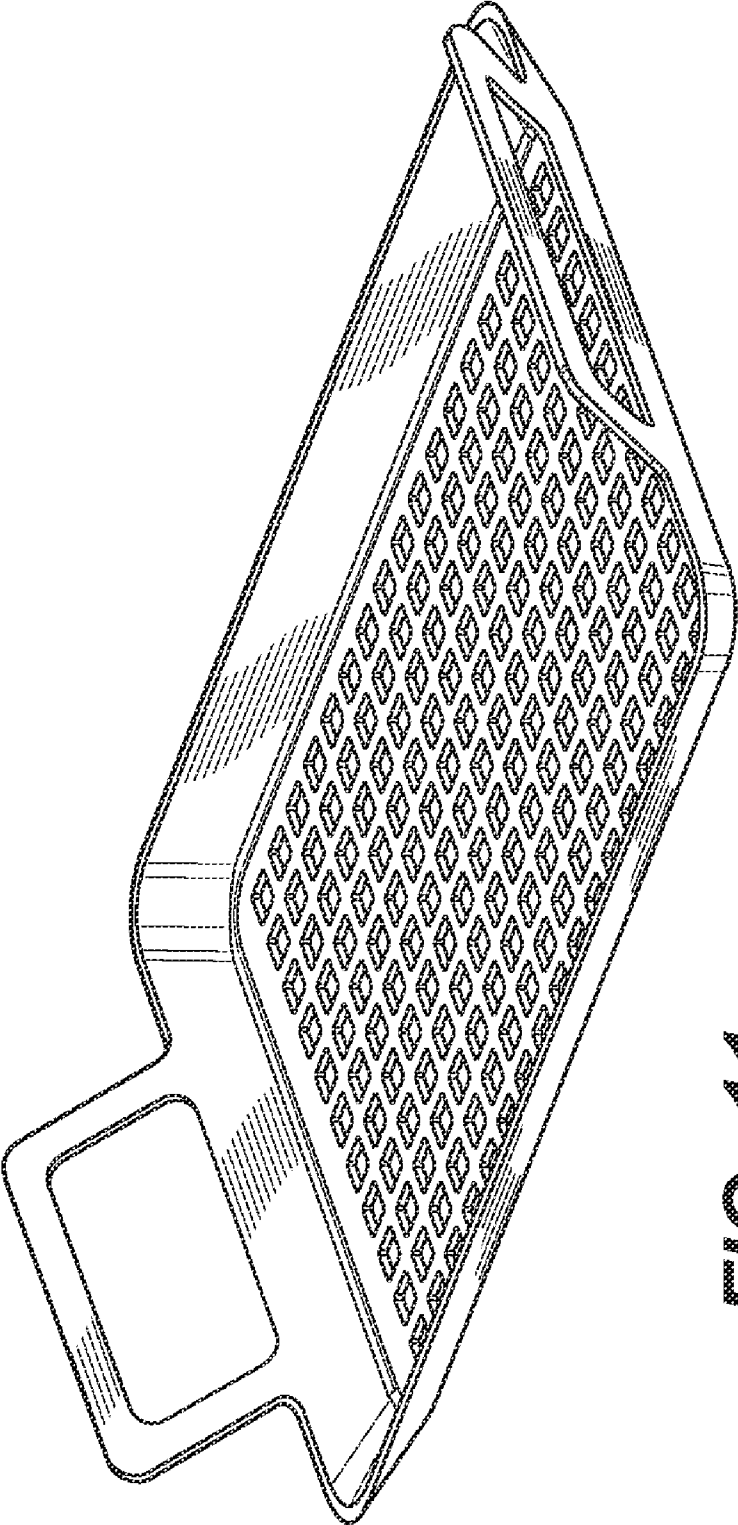


FIG. 11



FIG. 12

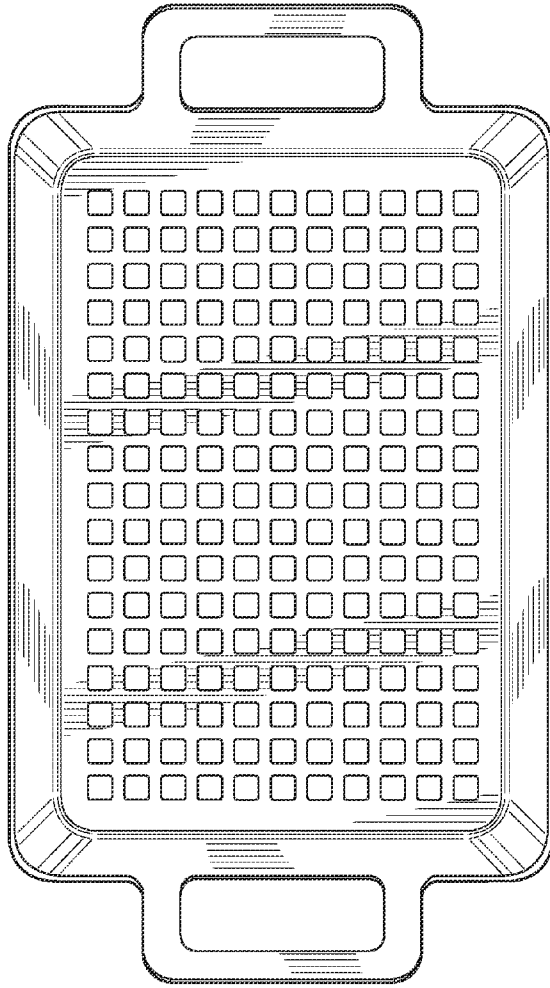


FIG. 14




FIG. 13

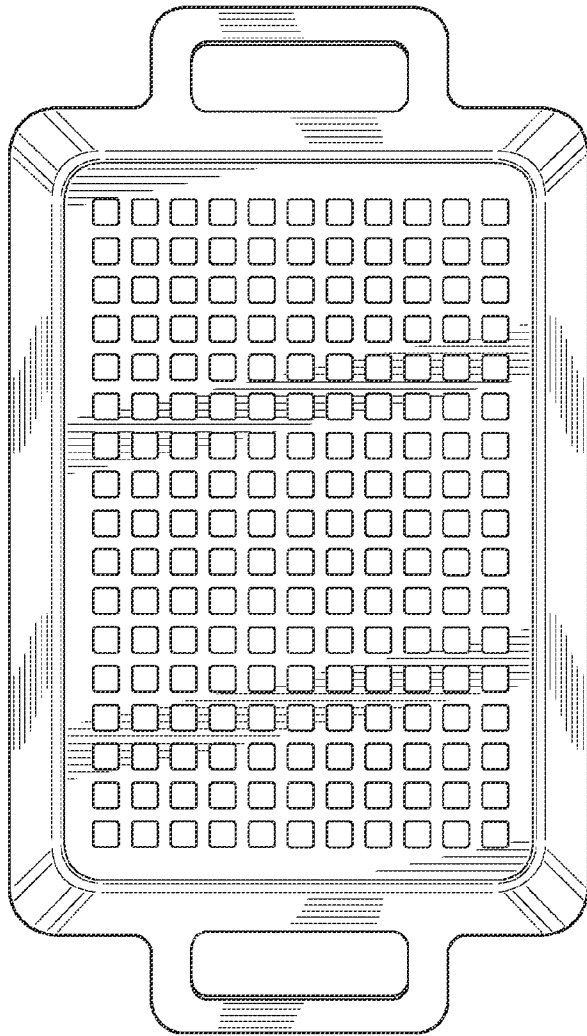


FIG. 15

UNITED STATES PATENT AND TRADEMARK OFFICE
CERTIFICATE OF CORRECTION

PATENT NO. : D635,825 S
APPLICATION NO. : 29/358274
DATED : April 12, 2011
INVENTOR(S) : Cory Thomas Borovicka et al.

Page 1 of 1

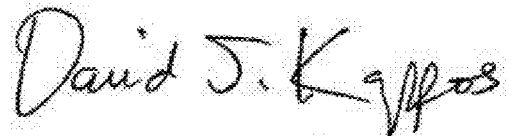
It is certified that error appears in the above-identified patent and that said Letters Patent is hereby corrected as shown below:

In the Description:

In line 5, "rear" should be deleted between "end" and "elevational."

In line 21, "rear" should be deleted between "end" and "elevational."

Signed and Sealed this
Thirty-first Day of May, 2011

A handwritten signature in black ink that reads "David J. Kappos". The signature is written in a cursive style with a large, prominent "D" at the beginning.

David J. Kappos
Director of the United States Patent and Trademark Office