



US00D634852S

(12) **United States Design Patent**
Hu

(10) **Patent No.:** **US D634,852 S**

(45) **Date of Patent:** **** Mar. 22, 2011**

(54) **SOLE FOR ORTHOPEDIC DEVICE**

(75) Inventor: **Irving Hu**, Irvine, CA (US)

(73) Assignee: **Ossur HF**, Reykjavik (IS)

(**) Term: **14 Years**

(21) Appl. No.: **29/343,927**

(22) Filed: **Sep. 22, 2009**

(51) **LOC (9) Cl.** **24-01**

(52) **U.S. Cl.** **D24/192**

(58) **Field of Classification Search** D24/190-192;
602/5-7, 11-13, 16, 22, 23, 27; 128/882;
D2/946-947, 954, 957, 960; 36/71, 88-89,
36/110, 117.5, 117.8, 118.5, 145

See application file for complete search history.

(56) **References Cited**

U.S. PATENT DOCUMENTS

2,888,016	A *	5/1959	De Lamater	604/293
3,685,176	A	8/1972	Rudy	
3,760,056	A	9/1973	Rudy	
3,786,805	A	1/1974	Tourin	
3,814,088	A	6/1974	Raymond	
3,834,377	A *	9/1974	Lebold	602/27
3,922,800	A	12/1975	Miller et al.	
3,955,565	A	5/1976	Johnson, Jr.	
4,045,888	A	9/1977	Oxenberg	
4,057,056	A	11/1977	Payton	
4,142,307	A	3/1979	Martin	
4,184,273	A	1/1980	Boyer et al.	
4,217,706	A	8/1980	Vartanian	
4,217,893	A	8/1980	Payton	
4,232,459	A	11/1980	Vaccari	
4,414,965	A	11/1983	Mauldin et al.	
4,446,856	A	5/1984	Jordan	
4,494,536	A	1/1985	Latenser	
4,505,269	A	3/1985	Davies et al.	
4,550,721	A	11/1985	Michel	
4,565,017	A	1/1986	Ottieri	
4,572,169	A	2/1986	Mauldin et al.	

4,587,962	A	5/1986	Greene et al.	
4,669,202	A	6/1987	Ottieri	
4,771,768	A *	9/1988	Crispin	602/16
D299,787	S *	2/1989	Bates	D2/960
4,805,601	A	2/1989	Eischen, Sr.	
4,947,838	A	8/1990	Giannetti	

(Continued)

FOREIGN PATENT DOCUMENTS

EP 0 095 396 11/1983

(Continued)

OTHER PUBLICATIONS

Nextep™ Contour Walker, product information sheet from Internet search results, www.djortho.com, Jan. 1, 2008, 1 page.

(Continued)

Primary Examiner — Susan E Krakower

(74) *Attorney, Agent, or Firm* — Bacon & Thomas, PLLC

(57) **CLAIM**

The ornamental design for a sole for an orthopedic device, as shown and described.

DESCRIPTION

FIG. 1 is a perspective view of a sole for an orthopedic device showing my new design.

FIG. 2 is a front elevational view according to the sole of FIG. 1.

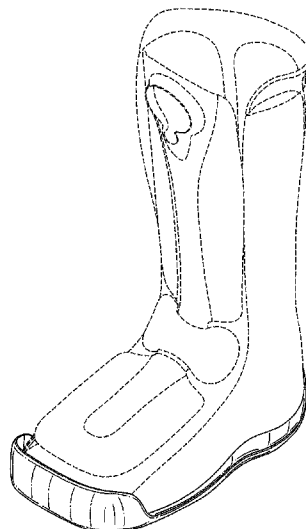
FIG. 3 is a first side elevational view according to the sole of FIG. 1.

FIG. 4 is a rear elevational view according to the sole of FIG. 1; and,

FIG. 5 is a second side elevational view according to the sole of FIG. 1.

The broken lines illustrate environmental structure of a sole for an orthopedic device and form no part of the claimed design.

1 Claim, 5 Drawing Sheets



U.S. PATENT DOCUMENTS

5,078,128 A 1/1992 Grim et al.
 5,125,400 A 6/1992 Johnson, Jr.
 D329,527 S * 9/1992 Cohen D24/192
 5,143,058 A 9/1992 Luber et al.
 5,176,623 A 1/1993 Stetman et al.
 5,183,036 A 2/1993 Spademan
 5,197,942 A 3/1993 Brady
 D337,876 S * 8/1993 Kilbey D24/192
 5,242,379 A 9/1993 Harris et al.
 5,277,695 A 1/1994 Johnson, Jr. et al.
 D344,589 S 2/1994 Kilbey
 5,288,286 A 2/1994 Davis et al.
 5,329,705 A 7/1994 Grim et al.
 D352,784 S * 11/1994 Cohen et al. D24/192
 5,368,551 A 11/1994 Zuckerman
 5,370,133 A 12/1994 Darby et al.
 5,378,223 A 1/1995 Grim et al.
 5,399,152 A 3/1995 Habermeyer et al.
 5,425,701 A 6/1995 Oster et al.
 5,429,588 A 7/1995 Young et al.
 5,435,009 A 7/1995 Schild et al.
 D363,780 S * 10/1995 Darby et al. D24/192
 5,464,385 A 11/1995 Grim
 5,496,263 A 3/1996 Fuller, II et al.
 5,577,998 A 11/1996 Johnson, Jr. et al.
 D376,429 S * 12/1996 Antar D24/192
 D384,746 S * 10/1997 Varn D24/192
 D390,345 S * 2/1998 Aird et al. D2/947
 5,717,996 A 2/1998 Feldmann
 5,761,834 A 6/1998 Grim et al.
 5,778,563 A 7/1998 Ahlbaumer
 D398,439 S * 9/1998 McDonald D2/947
 5,827,210 A 10/1998 Antar et al.
 5,827,211 A 10/1998 Sellinger
 5,833,639 A 11/1998 Nunes et al.
 5,853,380 A 12/1998 Miller
 5,857,987 A 1/1999 Habermeyer
 5,868,690 A 2/1999 Eischen, Sr.
 5,961,477 A 10/1999 Turtzo
 5,993,404 A 11/1999 McNeil
 6,000,148 A * 12/1999 Cretinon 36/88
 6,021,780 A 2/2000 Darby
 6,027,468 A 2/2000 Pick
 6,228,044 B1 5/2001 Jensen et al.
 6,267,742 B1 7/2001 Krivosha et al.
 6,334,854 B1 1/2002 Davis
 6,361,514 B1 3/2002 Brown et al.
 6,377,178 B1 4/2002 DeToro et al.
 6,409,691 B1 6/2002 Dakin et al.

6,432,073 B2 8/2002 Pior et al.
 D473,654 S * 4/2003 Iglesias et al. D24/192
 D476,799 S * 7/2003 Fuerst D2/957
 6,589,194 B1 7/2003 Calderon et al.
 6,682,497 B2 1/2004 Jensen et al.
 6,755,798 B2 6/2004 McCarthy et al.
 D500,855 S 1/2005 Pick et al.
 6,866,043 B1 3/2005 Davis
 6,945,944 B2 9/2005 Kuiper et al.
 6,976,972 B2 12/2005 Bradshaw
 6,991,613 B2 1/2006 Sensabaugh
 7,010,823 B2 3/2006 Baek
 7,303,538 B2 12/2007 Grim et al.
 7,384,584 B2 6/2008 Jerome et al.
 2002/0095105 A1 7/2002 Jensen
 2002/0128574 A1 9/2002 Darby
 2004/0010212 A1 1/2004 Kuiper et al.
 2004/0019307 A1 1/2004 Grim et al.
 2005/0131324 A1 6/2005 Bledsoe
 2005/0145256 A1 7/2005 Howard et al.
 2005/0171461 A1 8/2005 Pick
 2005/0172517 A1 8/2005 Bledsoe et al.
 2005/0274046 A1 12/2005 Schwartz
 2006/0135899 A1 6/2006 Jerome et al.
 2006/0189907 A1 8/2006 Pick et al.
 2006/0217649 A1 9/2006 Rabe
 2006/0229541 A1 10/2006 Hassler et al.
 2007/0191749 A1 8/2007 Barberio
 2007/0282230 A1 12/2007 Valderrabano et al.
 2007/0293798 A1 12/2007 Hu et al.

FOREIGN PATENT DOCUMENTS

WO 09324081 12/1993

OTHER PUBLICATIONS

Nextep Contour w/Air Walker, product information sheet from Internet search results, www.djortho.com, Jan. 1, 2008, 1 page.
 XP Achilles Walker (EU ony), product information sheet from Internet search results, www.aircast.com, Jan. 1, 2008, 4 pages.
 XP Achilles Walker™, product information sheet from Internet search results, www.aircast.com, Jan. 1, 2008, 4 pages.
 SP Walker™ (short pneumatic), product information sheet from Internet search results, www.aircast.com, Jan. 1, 2008, 4 pages.
 FP Walker™ (foam pneumatic), product information sheet from Internet search results, www.aircast.com, Jan. 1, 2008, 4 pages.
 XP Walker™ (extra pneumatic), product information sheet from Internet search results, www.aircast.com, Jan. 1, 2008, 4 pages.

* cited by examiner

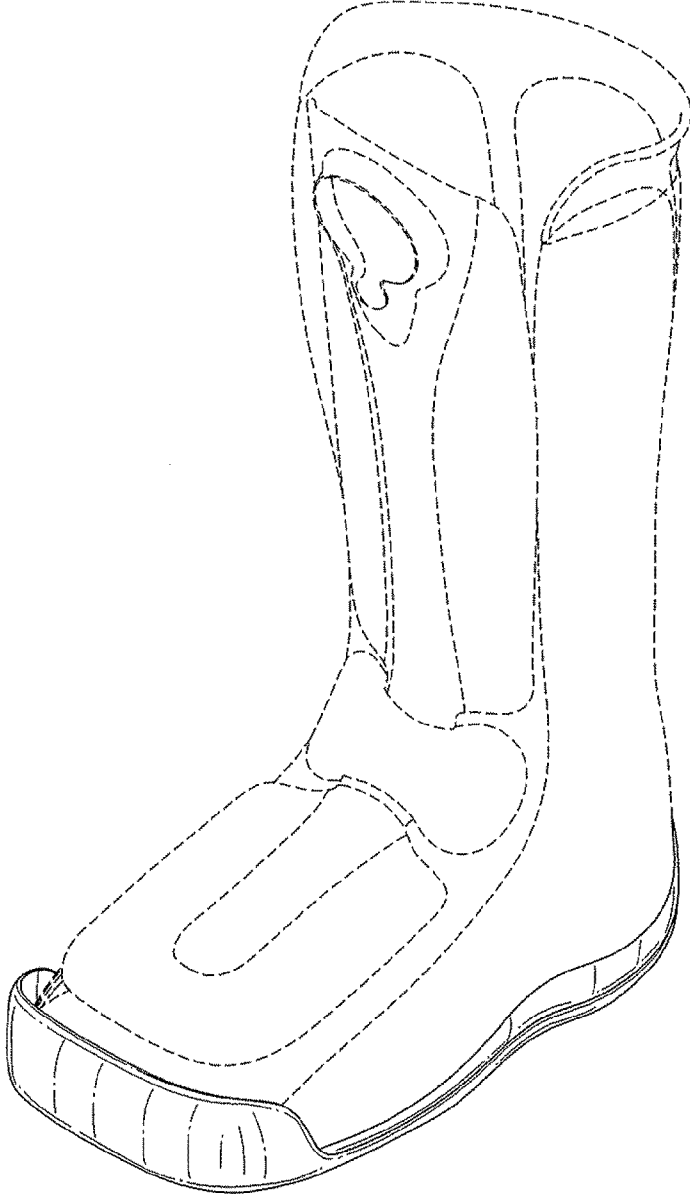


FIG. 1

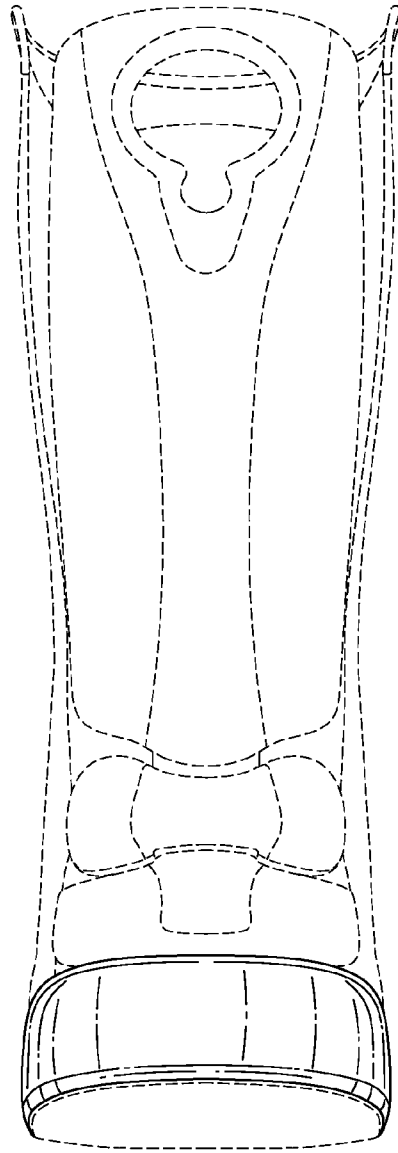


FIG. 2

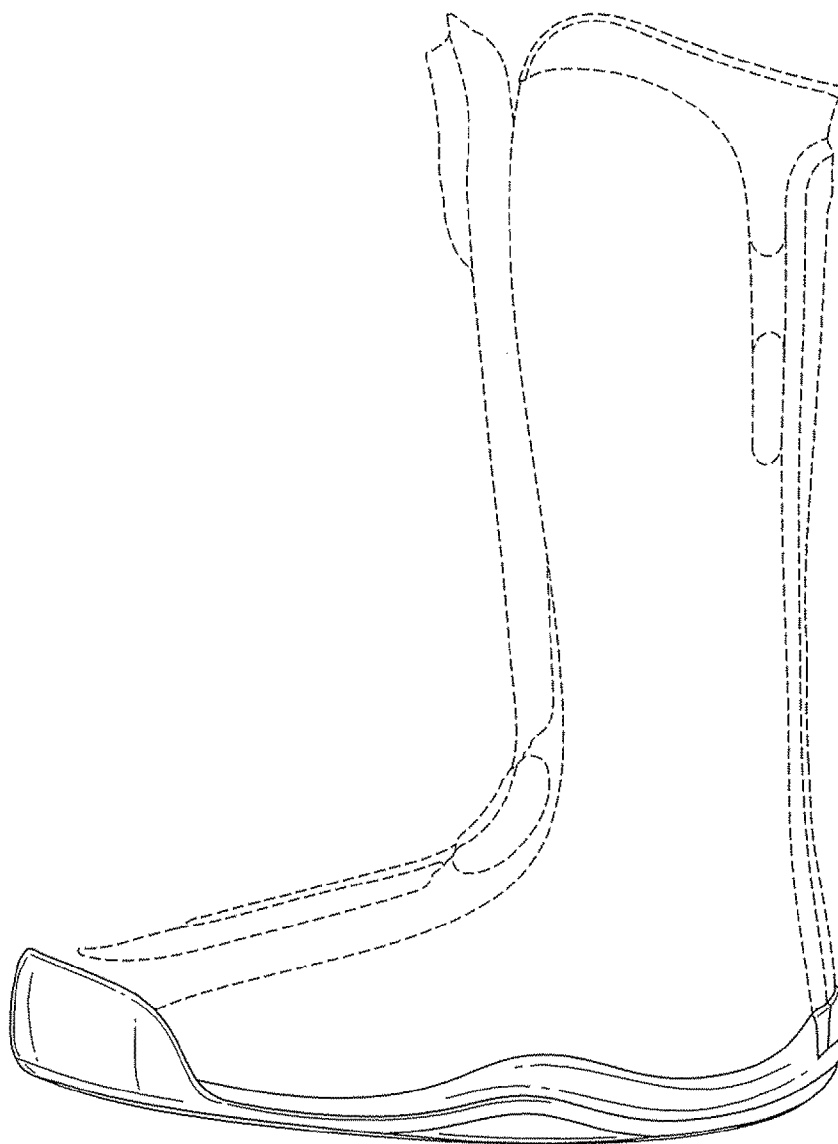


FIG. 3

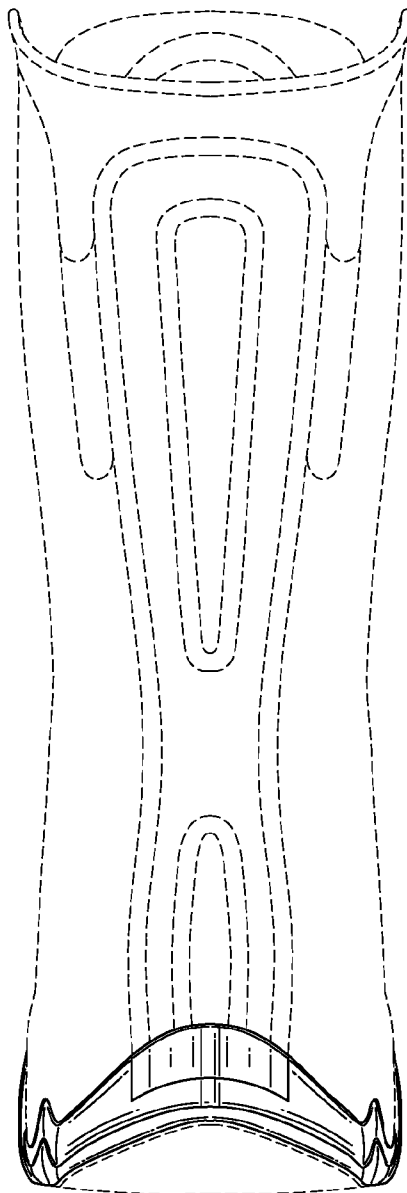


FIG. 4

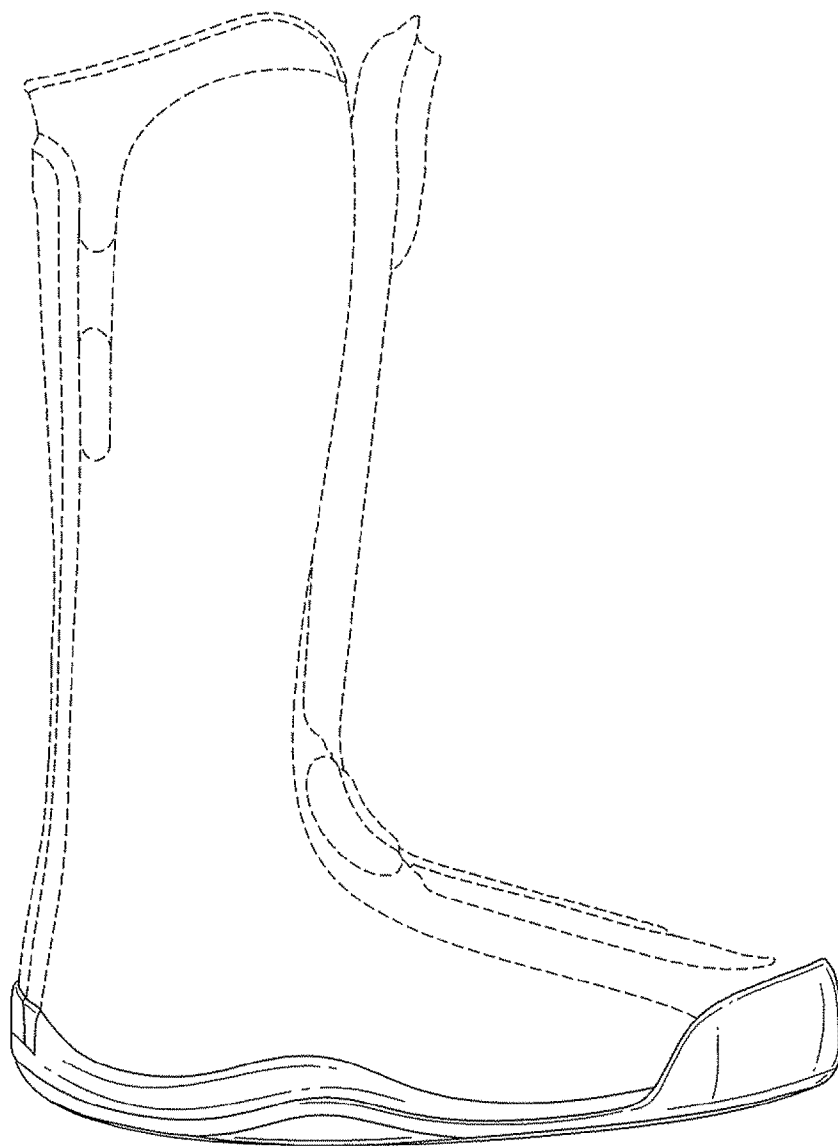


FIG. 5