



US00D981126S

(12) **United States Design Patent**
Lissoni

(10) **Patent No.:** **US D981,126 S**
(45) **Date of Patent:** **** Mar. 21, 2023**

- (54) **SOFA**
- (71) Applicant: **Knoll, Inc.**, East Greenville, PA (US)
- (72) Inventor: **Piero Lissoni**, East Greenville, PA (US)
- (73) Assignee: **Knoll, Inc.**
- (**) Term: **15 Years**
- (21) Appl. No.: **29/733,508**
- (22) Filed: **May 4, 2020**

Related U.S. Application Data

- (62) Division of application No. 29/692,322, filed on May 24, 2019, now Pat. No. Des. 882,982, which is a division of application No. 29/619,683, filed on Sep. 29, 2017, now Pat. No. Des. 849,427.

Foreign Application Priority Data

- (30) Mar. 31, 2017 (EM) 003833995
- (51) **LOC (14) Cl.** **06-01**
- (52) **U.S. Cl.**
USPC **D6/381**
- (58) **Field of Classification Search**
USPC D6/334, 335, 336, 341, 360, 361, 364,
D6/365, 366, 367, 368, 369, 371, 372,
D6/373, 374, 375, 376, 377, 378, 381
CPC A47C 1/00; A47C 13/00; A47C 13/005;
A47C 17/002
See application file for complete search history.

References Cited

U.S. PATENT DOCUMENTS

- D192,913 S 5/1962 Wilson
- D193,929 S 10/1962 Ritts

- D202,339 S 9/1965 McRee
- D206,331 S 11/1966 Kasparian
- D237,026 S 10/1975 Vogt
- D256,297 S * 8/1980 Gera D6/336
- D270,403 S 9/1983 Matthias
- D280,055 S 8/1985 Offredi
- D431,381 S 10/2000 Gomez
- D474,909 S 5/2003 Ricci
- D487,998 S * 4/2004 Natuzzi D6/381
- D498,064 S * 11/2004 Gomez D6/334
- D501,330 S * 2/2005 Gomez D6/334
- D607,227 S 1/2010 Massaud
- D753,408 S 4/2016 Lade
- D761,029 S 7/2016 Behar et al.
- D761,583 S 7/2016 Warren
- D762,998 S 8/2016 Warren
- D785,356 S 5/2017 Massaud
- D787,207 S 5/2017 Webb
- D789,103 S 6/2017 Webb
- D804,843 S 12/2017 Urquiola
- D818,733 S 5/2018 Hiyoshi et al.
- D826,607 S 8/2018 Zdanus
- D834,846 S 12/2018 Woller

(Continued)

Primary Examiner — Deanna L Pratt

(74) *Attorney, Agent, or Firm* — The Belles Group, P.C.

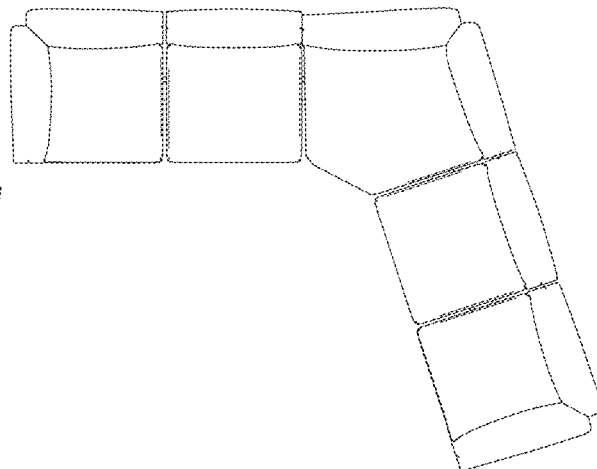
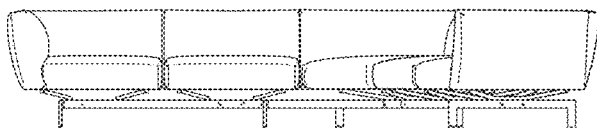
(57) **CLAIM**

The ornamental design for a sofa, as shown and described.

DESCRIPTION

FIG. 1 is a front elevational view of the sofa of the present design;
 FIG. 2 is a top plan view thereof;
 FIG. 3 is a bottom plan view thereof;
 FIG. 4 is a rear elevational view thereof;
 FIG. 5 is a side elevational view thereof; and,
 FIG. 6 is a perspective view thereof in a disassembled state.
 The broken lines in the drawings illustrate portions of the sofa that form no part of the claimed design.

1 Claim, 6 Drawing Sheets



(56)

References Cited

U.S. PATENT DOCUMENTS

D841,999	S	3/2019	Velez	
D849,427	S	5/2019	Lissoni	
D850,137	S	6/2019	Lissoni	
D859,025	S	9/2019	Mart	
D882,982	S *	5/2020	Lissoni	D6/381
D885,076	S *	5/2020	Lissoni	D6/378
D891,130	S *	7/2020	Kanhasamy	D6/381
D891,794	S *	8/2020	Saotome	D6/709
D901,912	S *	11/2020	Barber	D6/381
D907,934	S *	1/2021	Barber	D6/381
D908,374	S *	1/2021	Barber	D6/381
D912,411	S *	3/2021	Anderssen	D6/381
D964,769	S *	9/2022	Anderssen	D6/381

* cited by examiner

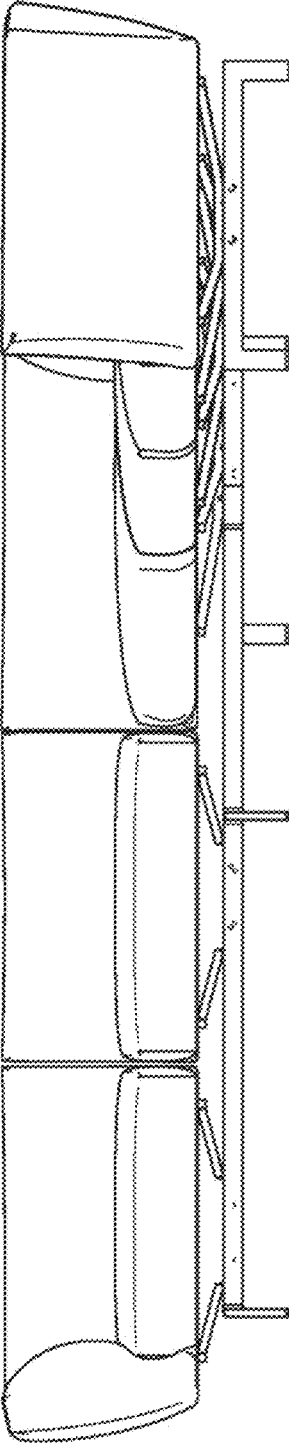


FIG. 1

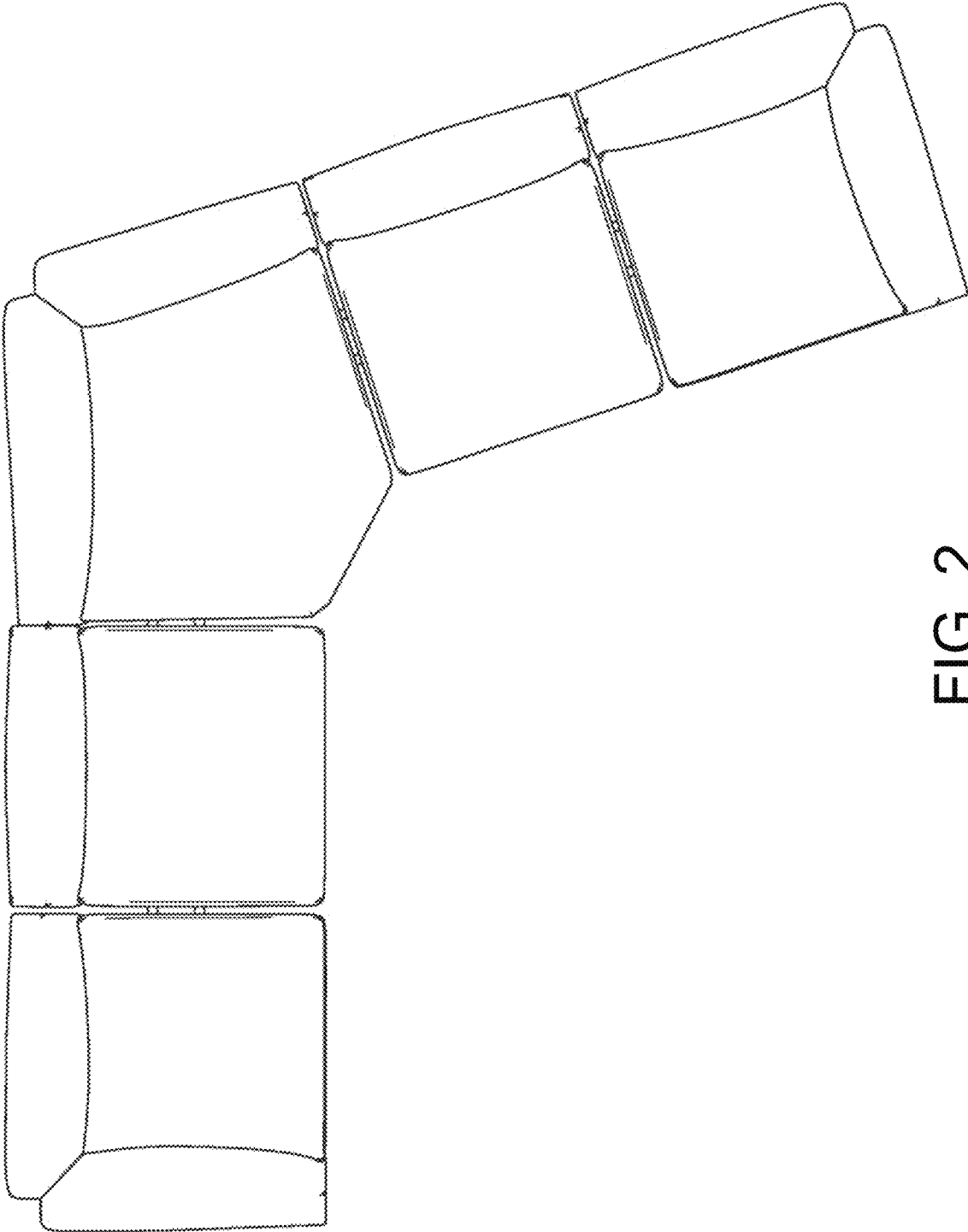


FIG. 2

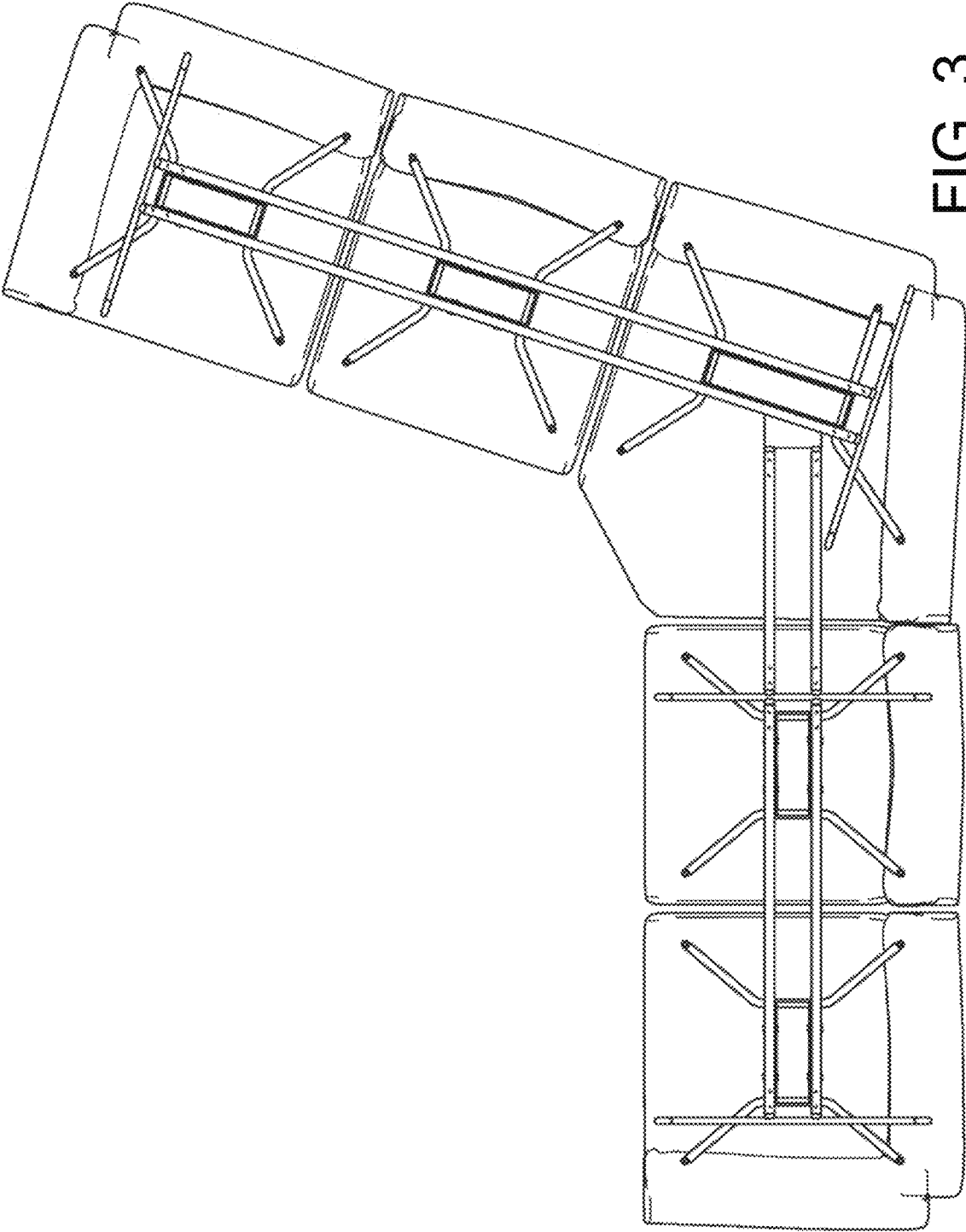


FIG. 3

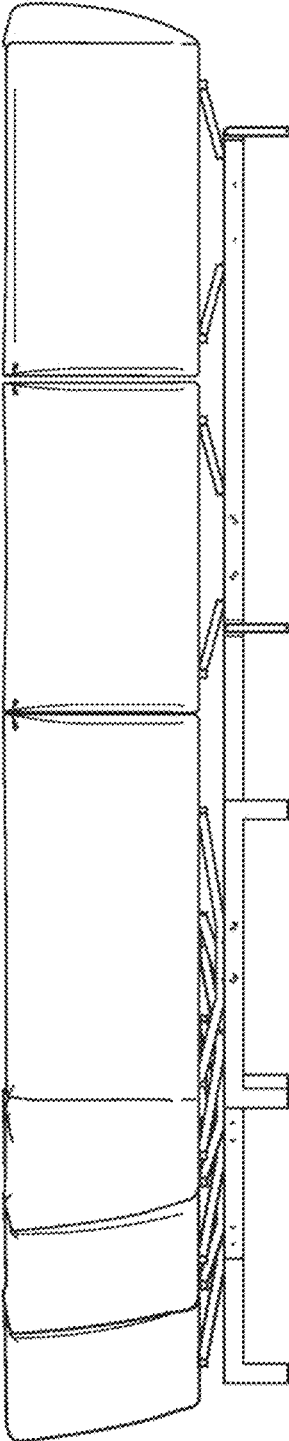


FIG. 4

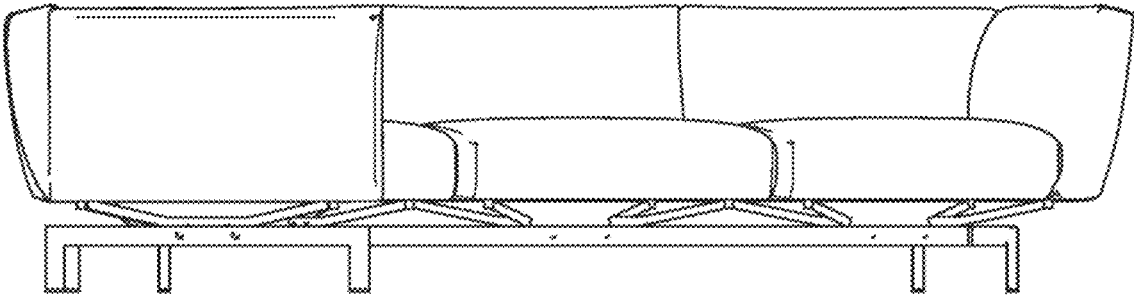


FIG. 5

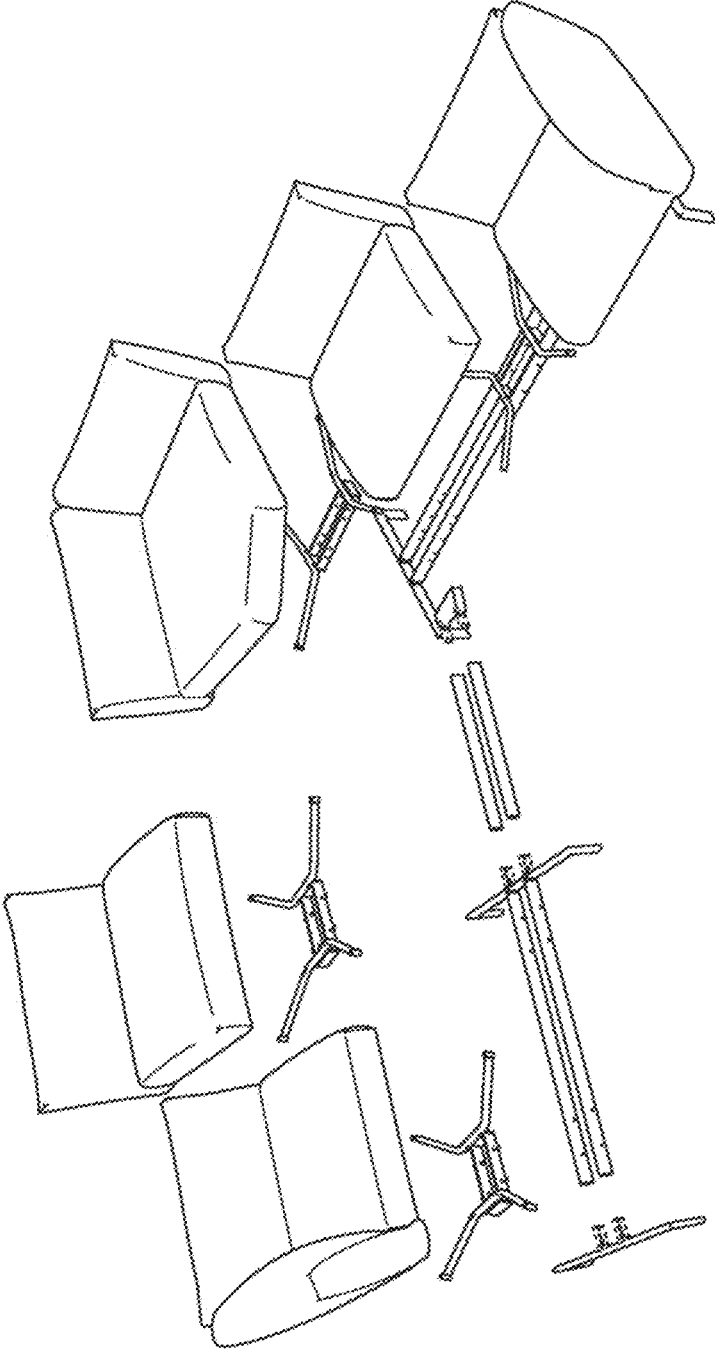


FIG. 6